





# PMEX UPDATE


SELL		
	<b>CRUDE10-AU25</b>	
65.74	-4.04%	
Expiry	21/Jul/25	
Remaining	27 Days	
Entry	68.56 - 68.28	
Stoploss	69.03	
Take Profit	67.67 - 67.22	


SELL		
	<b>NGAS1K-JY25</b>	
3.6440	-1.60%	
Expiry	25/Jun/25	
Remaining	1 Days	
Entry	3.597 - 3.583	
Stoploss	3.65	
Take Profit	3.535 - 3.517	


SELL		
	<b>GO10Z-AU25</b>	
3,329.10	-1.94%	
Expiry	29/Jul/25	
Remaining	35 Days	
Entry	3333 - 3330	
Stoploss	3348.07	
Take Profit	3315 - 3310	


SELL		
	<b>SL10-JY25</b>	
36.07	-0.34%	
Expiry	26/Jun/25	
Remaining	2 Days	
Entry	36.008 - 35.966	
Stoploss	36.23	
Take Profit	35.825 - 35.699	


BUY		
	<b>PLATINUM5-JY25</b>	
1,297.05	1.02%	
Expiry	25/Jun/25	
Remaining	1 Days	
Entry	1284 - 1286	
Stoploss	1276.68	
Take Profit	1292 - 1297	


BUY		
	<b>COPPER-JY25</b>	
4.9090	1.23%	
Expiry	26/Jun/25	
Remaining	2 Days	
Entry	4.8543 - 4.8629	
Stoploss	4.82	
Take Profit	4.8862 - 4.9157	


SELL		
	<b>ICOTTON-DE25</b>	
68.18	1.14%	
Expiry	19/Nov/25	
Remaining	148 Days	
Entry	67.85 - 67.78	
Stoploss	68.03	
Take Profit	67.4 - 67.11	

BUY		
	<b>DJ-SE24</b>	
43,186	0.66%	
Expiry	18/Sep/25	
Remaining	86 Days	
Entry	42840 - 42909	
Stoploss	42696.24	
Take Profit	43033 - 43123	

BUY		
	<b>SP500-SE24</b>	
6,126	0.81%	
Expiry	18/Sep/25	
Remaining	86 Days	
Entry	6073 - 6078	
Stoploss	6050.52	
Take Profit	6093 - 6099	

BUY		
	<b>NSDQ100-SE24</b>	
22,312	1.08%	
Expiry	18/Sep/25	
Remaining	86 Days	
Entry	22092 - 22118	
Stoploss	21986.11	
Take Profit	22173 - 22203	

SELL		
	<b>GOLDUSDJPY-JY25</b>	
144.95	-0.82%	
Expiry	26/Jun/25	
Remaining	2 Days	
Entry	145.23 - 145.19	
Stoploss	145.56	
Take Profit	144.85 - 144.68	

BUY		
	<b>GOLDEURUSD-JY25</b>	
1.1607	0.25%	
Expiry	26/Jun/25	
Remaining	2 Days	
Entry	1.1622 - 1.1626	
Stoploss	1.160	
Take Profit	1.1646 - 1.1662	

## Major Headlines

Morning Bid: Oil, rates and the dollar tumble U.S. stock futures rise on Israel-Iran ceasefire optimism EUR/USD remains steady near highs with the Middle East cease

After a tentative ceasefire was announced in the Middle East, U.S. crude, gold, Treasury yields and the dollar gave up all gains registered since Israel's initial attack on Iran on June 13. Throughout this episode, energy market worries never amounted to a true 'shock' as movements of oil were largely unaffected. And given the large global supply overhang and slowing world demand, annual U.S. oil price gains never turned positive at any point over the past 12 days [see more...](#)

**Gold Retreats as Israel-Iran Ceasefire Calms Geopolitical Fear**  
Gold prices (XAU/USD) fell towards \$3,350 on Tuesday, pressured by easing geopolitical tensions in the Middle East. The precious metal, typically seen as a safe-haven asset during geopolitical uncertainty, lost some appeal following the announcement of a ceasefire between Israel and Iran. The resolution significantly reduced immediate risk premiums priced into the market, prompting investors to return to riskier assets. [see more...](#)

U.S. stock futures rose Tuesday, with sentiment boosted by President Donald Trump's announcement of a ceasefire in hostilities between Israel and Iran. By 06:33 ET (10:33 GMT), the Dow Jones Futures traded 294 points, or 0.7%, higher, S&P 500 Futures gained 49 points, or 0.8%, and Nasdaq 100 Futures advanced 225 points, or 1.0%. The main averages on Wall Street ended the prior session in the green, all registering gains of around 1%, boosted by hopes [see more...](#)

**USD/JPY plunges to near 145.00 as US Dollar underperforms**  
The USD/JPY pair faces a sharp sell-off and slides to near 145.00 on Tuesday. The pair dives significantly as the US Dollar (USD) underperforms its peers after a ceasefire between Israel and Iran. Easing geopolitical tensions diminish demand for safe-haven assets, such as the US Dollar. During European trading hours, the US Dollar Index (DXY), which tracks the Greenback's value against six major currencies, slumps to near 98.00.in [see more...](#)

The EUR/USD pair ticked down below 1.1600 on Tuesday's European session but remains at levels well above Monday's lows despite Israel's accusations that Iran violated the ceasefire. The pair had jumped about 1.30% from the previous day's lows after Trump announced a "complete and total ceasefire" in the Middle East conflict. Israel accused Iran of launching missiles into their territory in violation of the ceasefire and threatened a strong response [see more...](#)

**Powell Speech Preview: Chair to offer Fed's stance on inflation**  
Jerome Powell, Chairman of the United States (US) Federal Reserve (Fed), will deliver the Semi-Annual Monetary Policy Report and testify before the US House Financial Services Committee on Tuesday. The hearing will start at 14:00 GMT and it will have the full attention of all financial market players. Jerome Powell is expected to address the main takeaways of the Fed's Semi-Annual Federal Reserve Monetary Policy Report, published last Friday. In that report, [see more...](#)

## Economic Calendar

Event	Date	Time	Currency	Importance	Actual	Forecast	Previous
CB Consumer Confidence (Jun)	24-Jun-25	7:00 PM	USD	High volatility		99.4	98
Fed Chair Powell Testifies	24-Jun-25	7:00 PM	USD	High volatility			

# FOREX MARKETS' STATISTICS

Forex Market Hours



Note: This chart shows the normal forex trading times of all the major forex trading centers across the globe in Pakistan Standard Time.

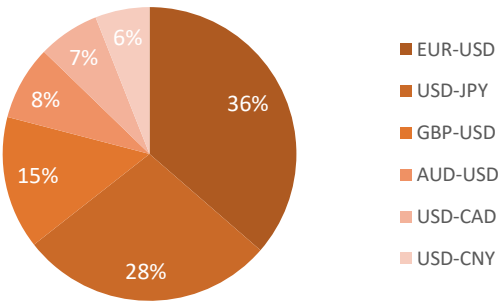
Forex Turnover by Counterparty



Markets' Share in Total Forex Turnover



Most Traded Currency Pairs



Sources: ACPL Research, Forexmarkethours, Dailyfx, Ig

# DISCLAIMER

This report has been prepared by Abbasi and Company (Private) Limited and is provided for information purposes only. Abbasi and Company (Private) Limited (ACPL) is engaged in brokerage business of commodities futures in Pakistan and to provide the trading/ execution facility on Pakistan Mercantile Exchange (PMEX). There is risk of loss in trading in derivatives (futures). The author, directors and other employees of Abbasi and Company (Private) Limited and its affiliates cannot be held responsible for any loss in trading. Futures; futures on margin carries a high level of risk and may not be suitable for all investors. The high degree of leverage can work against the investor/ traders. Before deciding to invest in Commodity derivatives, you should carefully consider your investment objectives, level of experience, and risk appetite. The possibility exists that you could sustain a loss of some or all of your initial investment and therefore you should not invest money that you cannot afford to lose. You should be aware of all the risks associated with futures trading in commodities and other financial products. We take no responsibility for any loss made in investment on any instruments through us. In any event Abbasi and Company (Private) Limited, its affiliates, agents will not be liable to anyone for any decision made or action taken for investment/ trading. Abbasi and Company (Private) Limited, its affiliates, directors and employees cannot be held responsible for any loss in trading due to any problem in connectivity; failure of system; technical problem in the software or any other reason whatever. All the reports/ recommendations/ trading calls/ opinions are advisory in nature and contains the opinions of the author, which are not to be construed as investment advices. The author, directors and other employees of Abbasi and Company (Private) Limited and its affiliates cannot be held responsible for the accuracy of the information presented herein or for the results of the positions taken based on the opinions expressed in the reports/ views from Abbasi and Company (Private) Limited. All the views/ recommendations/ trading calls and opinions are based on the information, which are believed to be accurate and no assurance can be given for the accuracy of these information.

Derivatives trading involve substantial risk. The valuation of the underlying may fluctuate, and as a result, clients may lose their entire original investment. In no event should the content of this research report be construed as an express or an implied promise, guarantee or implication by, or from, Abbasi and Company (Private) Limited that you will profit or that losses can, or will be, limited in any manner whatsoever. Past results are no indication of future performance. The information provided in this report is intended solely for informative purposes and is obtained from sources believed to be reliable. Information is in no way guaranteed. No guarantee of any kind is implied or possible where projections of future conditions are attempted. Investments in securities market are subject to market risks, read all the related documents carefully before investing.

All rights reserved by Abbasi and Company (Private) Limited. This report or any portion hereof may not be reproduced, distributed, or published by any person for any purpose whatsoever. Nor can it be sent to a third party without prior consent of Abbasi and Company (Private) Limited. Action could be taken for unauthorized reproduction, distribution, or publication.

The research analyst, primarily involved in the preparation of this report, certifies that (1) the views expressed in this report accurately reflect his/her personal views about the subject commodity/index /currency pair and (2) no part of his/her compensation was, is or will be directly or indirectly related to the specific recommendations or views expressed in this report.

## DISCLOSURE

Following exchange rates are used to convert investment and profit values:

- USD/PKR: 282.10
- JPY/PKR: 1.97

To arrive at our Target Price, Abbasi & Company (Private) Limited uses following methods:

- Technical Analysis
- Fundamental Analysis

Furthermore, profit and returns are inclusive of all expenses including PMEX Fee, ACPL Fee & Sales Tax

## RESEARCH DISSEMINATION POLICY

Abbasi & Company (Private) Limited endeavors to make all reasonable efforts to disseminate research to all eligible clients in a timely manner through either physical or electronic distribution such as email, fax mail etc. Nevertheless, all clients may not receive the material at the same time.

### PREPARED BY

Muhammad Rashid Nawaz  
Phone: (+92) 42 38302028  
Ext: 118  
Email: [umairjaved@abbasiandcompany.com](mailto:umairjaved@abbasiandcompany.com)

### RESEARCH DEPARTMENT

6 - Shadman, Lahore  
Phone: (+92) 42 38302028; Ext: 116, 117  
Email: [research@abbasiandcompany.com](mailto:research@abbasiandcompany.com)  
web: [www.abbasiandcompany.com](http://www.abbasiandcompany.com)

### HEAD OFFICE

6 - Shadman, Lahore  
Phone: (+92) 42 38302028  
Email: [support@abbasiandcompany.com](mailto:support@abbasiandcompany.com)  
web: [www.abbasiandcompany.com](http://www.abbasiandcompany.com)