





PMEX UPDATE


BUY	
	CRUDE10-NO25
62.99	1.14%
Expiry	20/Oct/25
Remaining	27 Days
Entry	62.92 - 62.98
Stoploss	62.45
Take Profit	63.21 - 63.41


SELL	
	NGAS1K-OC25
2.7810	-0.77%
Expiry	25/Sep/25
Remaining	2 Days
Entry	2.081 - 2.792
Stoploss	2.13
Take Profit	2.722 - 2.687


BUY	
	GO10Z-DE25
3,814.02	1.03%
Expiry	25/Nov/25
Remaining	63 Days
Entry	3790 - 3793
Stoploss	3779.87
Take Profit	3801 - 3809


BUY	
	SL10-DE25
44.54	0.74%
Expiry	25/Nov/25
Remaining	63 Days
Entry	44.387 - 44.43
Stoploss	44.24
Take Profit	44.589 - 44.662


BUY	
	PLATINUM5-OC25
1,471.15	3.19%
Expiry	26/Sep/25
Remaining	3 Days
Entry	1463 - 1464
Stoploss	1455.62
Take Profit	1471 - 1480


SELL	
	COPPER-DE25
4.6315	-0.01%
Expiry	25/Nov/25
Remaining	63 Days
Entry	4.6209 - 4.6179
Stoploss	4.66
Take Profit	4.6082 - 4.5991


SELL	
	ICOTTON-DE25
66.22	0.00%
Expiry	19/Nov/25
Remaining	57 Days
Entry	66.21 - 66.18
Stoploss	66.40
Take Profit	66.04 - 56.91

BUY	
	DJ-DE24
46,774	0.11%
Expiry	18/Dec/25
Remaining	86 Days
Entry	46748 - 46764
Stoploss	46603.09
Take Profit	46845 - 46883

BUY	
	SP500-DE24
6,750	-0.03%
Expiry	18/Dec/25
Remaining	86 Days
Entry	6728 - 6730
Stoploss	6705.34
Take Profit	6740 - 6744

BUY	
	NSDQ100-DE24
24,996	-0.03%
Expiry	18/Dec/25
Remaining	86 Days
Entry	24906 - 24932
Stoploss	24799.26
Take Profit	24977 - 25048

BUY	
	GOLDUSDJPY-OC25
147.79	0.05%
Expiry	25/Sep/25
Remaining	2 Days
Entry	148.02 - 148.06
Stoploss	147.68
Take Profit	148.22 - 148.32

SELL	
	GOLDEURUSD-OC25
1.1792	-0.08%
Expiry	25/Sep/25
Remaining	2 Days
Entry	1.1804 - 1.1808
Stoploss	1.183
Take Profit	1.1822 - 1.1832

Major Headlines

Oil edges up as markets eye stock levels
Oil prices edged higher on Tuesday even as investors weighed the global supply outlook after Iraq and Kurdish regional governments reached a preliminary agreement to restart an oil pipeline. Brent crude futures rose 14 cents to \$66.71 a barrel by 0919 GMT, while U.S. West Texas Intermediate crude gained 21 cents at \$62.49 a barrel, both recouping modest earlier losses. Brent and WTI had fallen for the previous four sessions, dropping around 3%. Investors on Tuesday were watching developments in the Middle East. [see more...](#)

Gold Breaks Free Again as Relentless March Higher Resumes
Gold has finally broken its recent shackles and surged through resistance like a prisoner who never believed in walls to begin with. For weeks, the narrative of “overbought, overcrowded, overdone” was being hammered out on trading desks. But that sermon is now drowned out by the roar of ETF flows — laggards until now — suddenly waking up and charging headlong into the trade. The move isn’t subtle. Gold has ripped to a fresh record high at \$3,748, tallying five straight weekly gains in a market that looks less like an orderly climb [see more...](#)

U.S. stock futures steady; Powell’s speech, PMIs in spotlight
U.S. stock index futures traded in a subdued fashion Tuesday, consolidating after Wall Street clocked a three-day winning streak ahead of an eagerly-awaited speech by Federal Reserve Chair Jerome Powell. At 05:55 ET (09:55 GMT), Dow Jones Futures gained 85 points, or 0.2%, S&P 500 Futures rose 1 points, or 0.1%, and Nasdaq 100 Futures climbed 9 points, or 0.1%. The three benchmark indices closed at all-time highs — marking three consecutive winning sessions for the S&P 500 — and recorded fresh intraday records on Monday. [see more...](#)

USD/JPY wobbles around 147.70 ahead of flash US PMI
The USD/JPY pair trades in a tight range around 147.70 during the European trading session on Tuesday. The pair consolidates as investors await the speech from Federal Reserve (Fed) Chair Jerome Powell at 16:35 GMT. Investors will pay close attention to Fed Powell’s speech to get cues about the current status of the United States (US) labor market and the pace at which the central bank will reduce interest rates. In the policy meeting last week, the Fed reduced interest rates by 25 basis points (bps) to 4.00%-4.25% [see more...](#)

EUR/USD wavers near highs with US PMIs, Fed Powell
EUR/USD has been trying to return above the 1.1800 level for most of the European trading session. The pair is trading at 1.1795 at the time of writing, up from 1.1785 lows earlier on the day. Mixed business activity data in the Eurozone has provided some support to the Euro yet with traders cautious, awaiting the release of US preliminary Purchasing Managers Index (PMI) figures, and Fed Chairman Jerome Powell's speech. Eurozone's preliminary PMIs revealed that manufacturing activity contracted against expectations [see more...](#)

Fed Sentiment Index rebounds but remains in dovish territory
The Federal Reserve (Fed) decided to cut the policy rate by 25 basis-points (bps) to the range of 4%-4.25% following the September policy meeting, as widely anticipated. The revised Summary of Economic Projections (SEP), also known as the dot-plot, showed that projections imply additional 50 bps of rate cuts in 2025, 25 bps in 2026 and 25 bps in 2027. While speaking at the post-meeting press conference, Fed Chair Jerome Powell noted that he doesn't feel the need to move quickly on rates and called the decision to lower [see more...](#)

Economic Calendar

Event	Date	Time	Currency	Importance	Actual	Forecast	Previous
S&P Global Manufacturing PMI (Sep)	23-Sep-25	6:45 PM	USD	High volatility		52.2	54.5
S&P Global Services PMI (Sep)	23-Sep-25	6:45 PM	USD	High volatility		54.0	54.5
U.S. President Trump Speaks	23-Sep-25	6:50 PM	USD	High volatility			
Fed Chair Powell Speaks	23-Sep-25	9:35 PM	USD	High volatility			

FOREX MARKETS' STATISTICS

Forex Market Hours



Note: This chart shows the normal forex trading times of all the major forex trading centers across the globe in Pakistan Standard Time.

Forex Turnover by Counterparty



Markets' Share in Total Forex Turnover



Most Traded Currency Pairs



Sources: ACPL Research, Forexmarkethours, Dailyfx, Ig

DISCLAIMER

This report has been prepared by Abbasi and Company (Private) Limited and is provided for information purposes only. Abbasi and Company (Private) Limited (ACPL) is engaged in brokerage business of commodities futures in Pakistan and to provide the trading/ execution facility on Pakistan Mercantile Exchange (PMEX). There is risk of loss in trading in derivatives (futures). The author, directors and other employees of Abbasi and Company (Private) Limited and its affiliates cannot be held responsible for any loss in trading. Futures; futures on margin carries a high level of risk and may not be suitable for all investors. The high degree of leverage can work against the investor/ traders. Before deciding to invest in Commodity derivatives, you should carefully consider your investment objectives, level of experience, and risk appetite. The possibility exists that you could sustain a loss of some or all of your initial investment and therefore you should not invest money that you cannot afford to lose. You should be aware of all the risks associated with futures trading in commodities and other financial products. We take no responsibility for any loss made in investment on any instruments through us. In any event Abbasi and Company (Private) Limited, its affiliates, agents will not be liable to anyone for any decision made or action taken for investment/ trading. Abbasi and Company (Private) Limited, its affiliates, directors and employees cannot be held responsible for any loss in trading due to any problem in connectivity; failure of system; technical problem in the software or any other reason whatever. All the reports/ recommendations/ trading calls/ opinions are advisory in nature and contains the opinions of the author, which are not to be construed as investment advices. The author, directors and other employees of Abbasi and Company (Private) Limited and its affiliates cannot be held responsible for the accuracy of the information presented herein or for the results of the positions taken based on the opinions expressed in the reports/ views from Abbasi and Company (Private) Limited. All the views/ recommendations/ trading calls and opinions are based on the information, which are believed to be accurate and no assurance can be given for the accuracy of these information.

Derivatives trading involve substantial risk. The valuation of the underlying may fluctuate, and as a result, clients may lose their entire original investment. In no event should the content of this research report be construed as an express or an implied promise, guarantee or implication by, or from, Abbasi and Company (Private) Limited that you will profit or that losses can, or will be, limited in any manner whatsoever. Past results are no indication of future performance. The information provided in this report is intended solely for informative purposes and is obtained from sources believed to be reliable. Information is in no way guaranteed. No guarantee of any kind is implied or possible where projections of future conditions are attempted. Investments in securities market are subject to market risks, read all the related documents carefully before investing.

All rights reserved by Abbasi and Company (Private) Limited. This report or any portion hereof may not be reproduced, distributed, or published by any person for any purpose whatsoever. Nor can it be sent to a third party without prior consent of Abbasi and Company (Private) Limited. Action could be taken for unauthorized reproduction, distribution, or publication.

The research analyst, primarily involved in the preparation of this report, certifies that (1) the views expressed in this report accurately reflect his/her personal views about the subject commodity/index /currency pair and (2) no part of his/her compensation was, is or will be directly or indirectly related to the specific recommendations or views expressed in this report.

DISCLOSURE

Following exchange rates are used to convert investment and profit values:

- USD/PKR: 282.10
- JPY/PKR: 1.97

To arrive at our Target Price, Abbasi & Company (Private) Limited uses following methods:

- Technical Analysis
- Fundamental Analysis

Furthermore, profit and returns are inclusive of all expenses including PMEX Fee, ACPL Fee & Sales Tax

RESEARCH DISSEMINATION POLICY

Abbasi & Company (Private) Limited endeavors to make all reasonable efforts to disseminate research to all eligible clients in a timely manner through either physical or electronic distribution such as email, fax mail etc. Nevertheless, all clients may not receive the material at the same time.

PREPARED BY

Muhammad Rashid Nawaz
Phone: (+92) 42 38302028
Ext: 118
Email: umairjaved@abbasiandcompany.com

RESEARCH DEPARTMENT

6 - Shadman, Lahore
Phone: (+92) 42 38302028; Ext: 116, 117
Email: research@abbasiandcompany.com
web: www.abbasiandcompany.com

HEAD OFFICE

6 - Shadman, Lahore
Phone: (+92) 42 38302028
Email: support@abbasiandcompany.com
web: www.abbasiandcompany.com