





PMEX UPDATE


BUY	
	CRUDE10-AP25
67.83	1.37%
Expiry	19/Mar/25
Remaining	2 Days
Entry	67.65 - 67.73
Stoploss	67.15
Take Profit	68.1 - 68.22


BUY	
	NGAS1K-AP25
4.2060	2.49%
Expiry	26/Mar/25
Remaining	9 Days
Entry	4.193 - 4.213
Stoploss	4.13
Take Profit	4.261 - 4.281


SELL	
	GO10Z-AP25
3,006.79	0.19%
Expiry	27/Mar/25
Remaining	10 Days
Entry	3012 - 3011
Stoploss	3021.75
Take Profit	3006 - 3002


BUY	
	SL10-MY25
34.31	-0.36%
Expiry	28/Apr/25
Remaining	42 Days
Entry	34.41 - 34.423
Stoploss	34.21
Take Profit	34.538 - 34.574


BUY	
	PLATINUM5-AP25
1,017.05	0.38%
Expiry	27/Mar/25
Remaining	10 Days
Entry	1017 - 1018
Stoploss	1011.71
Take Profit	1022 - 1027


BUY	
	COPPER-MY25
4.9240	0.57%
Expiry	28/Apr/25
Remaining	42 Days
Entry	4.9208 - 4.9234
Stoploss	4.89
Take Profit	4.9599 - 4.9756


BUY	
	ICOTTON-MY25
67.28	-0.13%
Expiry	22/Apr/25
Remaining	36 Days
Entry	67.5 - 67.55
Stoploss	67.31
Take Profit	67.81 - 67.91

SELL	
	DJ-MA24
41,702	-0.35%
Expiry	20/Mar/25
Remaining	3 Days
Entry	41188 - 41160
Stoploss	41321.51
Take Profit	40982 - 40897

SELL	
	SP500-MA24
5,681	-0.20%
Expiry	20/Mar/25
Remaining	3 Days
Entry	5595 - 5591
Stoploss	5613.37
Take Profit	5572 - 5561

SELL	
	NSDQ100-MA24
19,903	-0.08%
Expiry	20/Mar/25
Remaining	3 Days
Entry	19531 - 19509
Stoploss	19614.01
Take Profit	19382 - 19323

BUY	
	GOLDUSDJPY-AP25
148.48	-0.09%
Expiry	27/Mar/25
Remaining	10 Days
Entry	148.18 - 148.22
Stoploss	147.85
Take Profit	148.64 - 148.84

BUY	
	GOLDEURUSD-AP25
1.0902	0.18%
Expiry	27/Mar/25
Remaining	10 Days
Entry	1.0901 - 1.0906
Stoploss	1.09
Take Profit	1.0919 - 1.0927

Major Headlines

Crude oil price today: WTI price bullish at European opening US stock futures fall on economic concerns; Fed meeting due EUR/USD gains as US Dollar declines, Fed's policy

West Texas Intermediate (WTI) Oil price advances on Monday, early in the European session. WTI trades at \$67.44 per barrel, up from Friday's close at \$67.15. Brent Oil Exchange Rate (Brent crude) is also up, advancing from the \$70.42 price posted on Friday, and trading at \$70.65. WTI is also referred to as "light" and "sweet" because of its relatively low gravity and sulfur content respectively. [see more...](#)

U.S. stock index futures fell Monday as investors continued to fret that the uncertainty over trade tariffs will weigh heavily on the world's largest economy. At 07:00 ET (11:00 GMT), Dow Jones Futures slipped 103 points, or 0.3%, S&P 500 Futures fell 11 points, or 0.2%, and Nasdaq 100 Futures dropped 25 points, or 0.1%. The main Wall Street indices closed higher Friday, but the week as a whole was brutal, with the Dow Jones [see more...](#)

EUR/USD moves higher due to significant weakness in the US Dollar (USD). The Euro (EUR) also underperforms despite German leaders, including Franziska Brantner-led-Greens, agreed to set up a 500 billion Euro infrastructure fund and dramatic changes in the borrowing rules or stretch in the so-called 'debt brake', which would be approved in the lower house of Parliament on Tuesday. [see more...](#)

Gold prices gain, Fed meeting in focus

USD/JPY: To trade between 147.80 and 149.20 – UOB Group

US Dollar Index Price Forecast: Hovers around 103.50 support

Safe-haven gold edged higher on Monday after hitting the \$3,000-mark last week for the first time, while the market's focus shifted to the U.S. Federal Reserve's meeting this week. Spot gold added 0.2% to \$2,991.13 an ounce, as of 0924 GMT. Prices hit a record high of \$3,004.86 on Friday amid geopolitical uncertainty. U.S. Treasury Secretary Scott Bessent said on Sunday that there are "no guarantees" [see more...](#)

Last Friday, we expected USD to 'trade in a range between 147.45 and 148.70.' However, USD traded in a higher range of 147.74/149.02, closing at 148.62 (+0.55%). The price action did not result in a significant increase in upward momentum. We continue to expect range trading today, mostly likely between 147.80 and 149.20. Our most recent narrative was from last Wednesday [see more...](#)

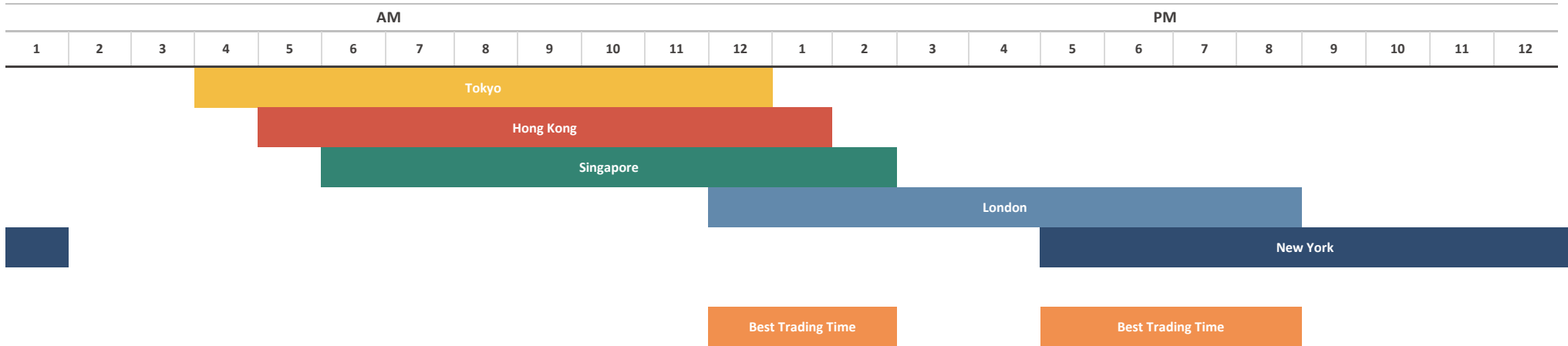
The US Dollar Index (DXY), which tracks the US Dollar's (USD) performance against six major currencies, remains under pressure for the second straight session, hovering around 103.70 during Monday's European trading hours. Technical analysis of the daily chart suggests a continued bearish outlook, as the index trends lower within a descending channel. The US Dollar Index is trading below the nine [see more...](#)

Economic Calendar

Event	Dates	Time	Currency	Importance	Actual	Forecast	Previous
Core Retail Sales (MoM) (Feb)	17-Mar-25	5:30 PM	USD	High volatility		226K	221K
Retail Sales (MoM) (Feb)	17-Mar-25	5:30 PM	USD	High volatility		0.30%	0.40%

FOREX MARKETS' STATISTICS

Forex Market Hours

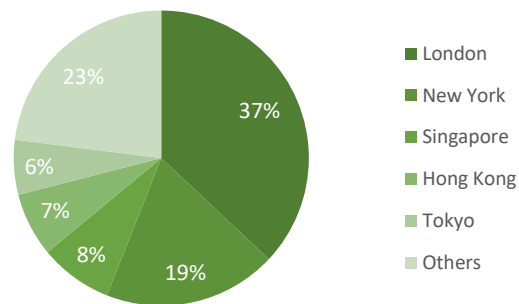


Note: This chart shows the normal forex trading times of all the major forex trading centers across the globe in Pakistan Standard Time.

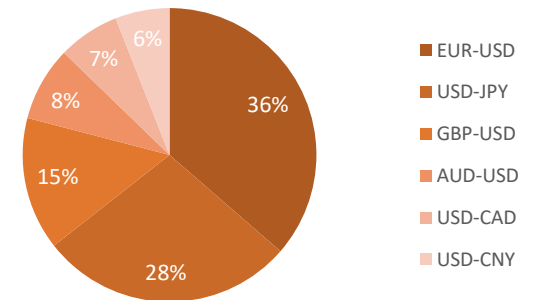
Forex Turnover by Counterparty



Markets' Share in Total Forex Turnover



Most Traded Currency Pairs



Sources: ACPL Research, Forexmarkethours, Dailyfx, Ig

DISCLAIMER

This report has been prepared by Abbasi and Company (Private) Limited and is provided for information purposes only. Abbasi and Company (Private) Limited (ACPL) is engaged in brokerage business of commodities futures in Pakistan and to provide the trading/ execution facility on Pakistan Mercantile Exchange (PMEX). There is risk of loss in trading in derivatives (futures). The author, directors and other employees of Abbasi and Company (Private) Limited and its affiliates cannot be held responsible for any loss in trading. Futures; futures on margin carries a high level of risk and may not be suitable for all investors. The high degree of leverage can work against the investor/ traders. Before deciding to invest in Commodity derivatives, you should carefully consider your investment objectives, level of experience, and risk appetite. The possibility exists that you could sustain a loss of some or all of your initial investment and therefore you should not invest money that you cannot afford to lose. You should be aware of all the risks associated with futures trading in commodities and other financial products. We take no responsibility for any loss made in investment on any instruments through us. In any event Abbasi and Company (Private) Limited, its affiliates, agents will not be liable to anyone for any decision made or action taken for investment/ trading. Abbasi and Company (Private) Limited, its affiliates, directors and employees cannot be held responsible for any loss in trading due to any problem in connectivity; failure of system; technical problem in the software or any other reason whatever.

All the reports/ recommendations/ trading calls/ opinions are advisory in nature and contains the opinions of the author, which are not to be construed as investment advices. The author, directors and other employees of Abbasi and Company (Private) Limited and its affiliates cannot be held responsible for the accuracy of the information presented herein or for the results of the positions taken based on the opinions expressed in the reports/ views from Abbasi and Company (Private) Limited. All the views/ recommendations/ trading calls and opinions are based on the information, which are believed to be accurate and no assurance can be given for the accuracy of these information.

Derivatives trading involve substantial risk. The valuation of the underlying may fluctuate, and as a result, clients may lose their entire original investment. In no event should the content of this research report be construed as an express or an implied promise, guarantee or implication by, or from, Abbasi and Company (Private) Limited that you will profit or that losses can, or will be, limited in any manner whatsoever. Past results are no indication of future performance. The information provided in this report is intended solely for informative purposes and is obtained from sources believed to be reliable. Information is in no way guaranteed. No guarantee of any kind is implied or possible where projections of future conditions are attempted. Investments in securities market are subject to market risks, read all the related documents carefully before investing.

All rights reserved by Abbasi and Company (Private) Limited. This report or any portion hereof may not be reproduced, distributed, or published by any person for any purpose whatsoever. Nor can it be sent to a third party without prior consent of Abbasi and Company (Private) Limited. Action could be taken for unauthorized reproduction, distribution, or publication.

The research analyst, primarily involved in the preparation of this report, certifies that (1) the views expressed in this report accurately reflect his/her personal views about the subject commodity/index /currency pair and (2) no part of his/her compensation was, is or will be directly or indirectly related to the specific recommendations or views expressed in this report.

DISCLOSURE

Following exchange rates are used to convert investment and profit values:

- USD/PKR: 279.85
- JPY/PKR: 1.89

To arrive at our Target Price, Abbasi & Company (Private) Limited uses following methods:

- Technical Analysis
- Fundamental Analysis

Furthermore, profit and returns are inclusive of all expenses including PMEX Fee, ACPL Fee & Sales Tax

RESEARCH DISSEMINATION POLICY

Abbasi & Company (Private) Limited endeavors to make all reasonable efforts to disseminate research to all eligible clients in a timely manner through either physical or electronic distribution such as email, fax mail etc. Nevertheless, all clients may not receive the material at the same time.

PREPARED BY

Muhammad Rashid Nawaz
Phone: (+92) 42 38302028
Ext: 118
Email: umairjaved@abbasiandcompany.com

RESEARCH DEPARTMENT

6 - Shadman, Lahore
Phone: (+92) 42 38302028; Ext: 116, 117
Email: research@abbasiandcompany.com
web: www.abbasiandcompany.com

HEAD OFFICE

6 - Shadman, Lahore
Phone: (+92) 42 38302028
Email: support@abbasiandcompany.com
web: www.abbasiandcompany.com