

PMEX UPDATE (Morning)

WTI \$83.72 ▲ 0.2%	SELL Entry: 84.50 Stoploss: 85.63 Take Profit: 82.15	GAS \$8.08 ▲ 1.4%	SELL Entry: 8.273 Stoploss: 8.413 Take Profit: 7.819	GOLD \$1,730 ▲ 0.5%	BUY Entry: 1,725.50 Stoploss: 1,719.03 Take Profit: 1,746.00
SILVER \$18.70 ▲ 1.4%	BUY Entry: 18.57 Stoploss: 18.45 Take Profit: 19.05	PLATINUM \$873.50 ▲ 0.3%	BUY Entry: 868.00 Stoploss: 861.31 Take Profit: 885.61	COPPER \$3.59 ▲ 1.1%	BUY Entry: 3.59 Stoploss: 3.56 Take Profit: 3.65
DOW JONES 31,853 ▲ 0.3%	BUY Entry: 31,785 Stoploss: 31,632 Take Profit: 32,160	S&P 500 4,019 ▲ 0.3%	BUY Entry: 3,996 Stoploss: 3,974 Take Profit: 4,058	NASDAQ 100 12,387 ▲ 0.5%	BUY Entry: 12,340 Stoploss: 12,253 Take Profit: 12,608
USD-JPY ¥143.10 ▼ -0.7%	SELL Entry: 143.48 Stoploss: 143.91 Take Profit: 141.55	EUR-USD \$1.0060 ▲ 0.7%	SELL Entry: 1.0101 Stoploss: 1.0120 Take Profit: 1.0030	GBP-USD \$1.1580 ▲ 0.7%	BUY Entry: 1.1561 Stoploss: 1.1535 Take Profit: 1.1643

Major Headlines

Oil Heads For Second Week of Losses as Demand Concerns Weigh

Oil prices were mixed on Friday as investors digested an unexpected build in U.S. crude inventories, but were set for steep weekly losses on concerns that slowing global economic growth will weigh on demand. London-traded Brent oil [see more...](#)

Gold Steadies Above \$1,700 as Dollar Eases, ECB Awaited

Gold prices steadied above \$1,700 on Thursday as a pause in the recent dollar rally took some pressure off bullion prices, with focus turning to an upcoming European Central Bank meeting for more cues. Spot gold was largely unchanged around \$1,717.40 at 19:18 ET (11:18 GMT), after [see more...](#)

Dow Futures Steady as Indices Extend Gains Amid Choppy Trade

U.S. stock futures were little changed during Thursday's evening deals, after major benchmark indices extended gains for the second consecutive session as investors digested Fed Chair Powell's latest comments on inflation. By [see more...](#)

USD/JPY establishes below 144.00 amid lower consensus for US Inflation data

The USD/JPY pair is auctioning below the critical cushion of 144.00 in the Asian session. Broadly, the asset is displaying topsy-turvy moves in a tad wider range of 143.31-145.00 from Wednesday. The pair is witnessing a volatility [see more...](#)

EUR/USD Price Analysis: Pierces 20-DMA to rise past 1.0000 inside bearish channel

EUR/USD extends the early-week rebound from a two-month-old support line as it marches to 1.0020 during Friday's Asian session. In doing so, the major currency crosses the 20-DMA while staying inside a downward-sloping [see more...](#)

GBP/USD regains 1.1500 after Fed's Powell, UK PM Truss inspired volatility

GBP/USD consolidates the recent losses around 1.1515, after an active day, as traders reassess the latest catalysts during Friday's sluggish Asian session. In doing so, the Cable pair also cheers the energy plan of UK PM Liz Truss while [see more...](#)

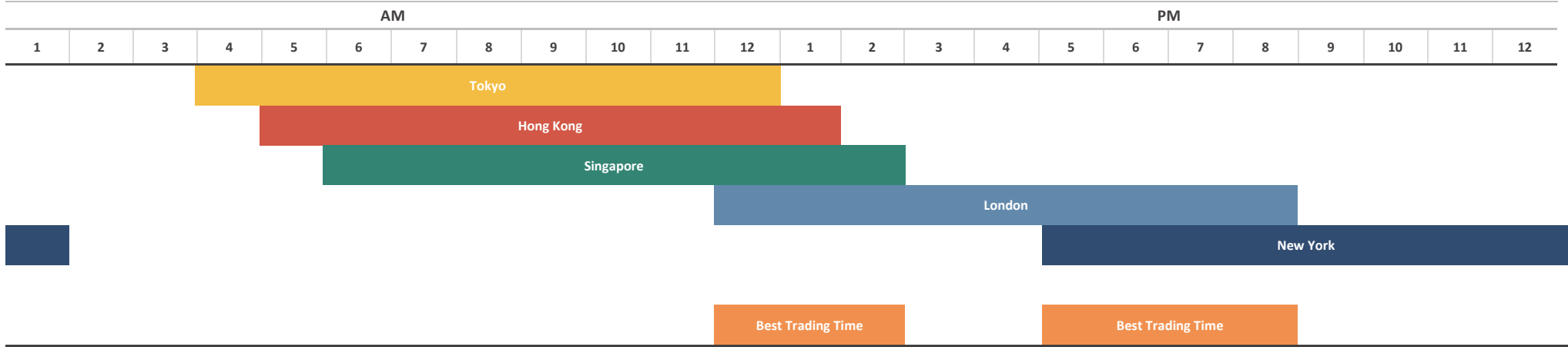
FOREX MARKET'S STATISTICS

Event	Dates	Time	Currency	Importance	Actual	Forecast	Previous
Retail Sales (MoM)	5-Sep-22	6:30 AM	AUD	High Volatility	1.3%	1.3%	0.2%
Composite PMI (Aug)	5-Sep-22	1:30 PM	GBP	High Volatility	49.6	50.9	52.1
Services PMI (Aug)	5-Sep-22	1:30 PM	GBP	High Volatility	50.9	52.5	52.6
RBA Interest Rate Decision (Sep)	6-Sep-22	9:30 AM	AUD	High Volatility	2.35%	2.35%	1.85%
RBA Rate Statement	6-Sep-22	9:30 AM	AUD	High Volatility			
Construction PMI (Aug)	6-Sep-22	1:30 PM	GBP	High Volatility	49.2	48	48.9
ISM Non-Manufacturing PMI (Aug)	6-Sep-22	7:00 PM	USD	High Volatility	56.9	55.1	56.7
GDP (QoQ) (Q2)	7-Sep-22	6:30 AM	AUD	High Volatility	0.9%	1.0%	0.7%
BoE Gov Bailey Speaks	7-Sep-22	2:00 PM	GBP	High Volatility			
BoC Interest Rate Decision	7-Sep-22	7:00 PM	CAD	High Volatility	3.25%	3.25%	2.50%
Ivey PMI (Aug)	7-Sep-22	7:00 PM	CAD	High Volatility	60.9	48.3	49.6
BoE MPC Treasury Committee Hearings	7-Sep-22	7:15 PM	GBP	High Volatility			
EIA Short-Term Energy Outlook	7-Sep-22	9:00 PM	USD	High Volatility			
GDP (QoQ) (Q2)	8-Sep-22	4:50 AM	JPY	High Volatility	0.9%	0.7%	0.5%
Deposit Facility Rate (Sep)	8-Sep-22	5:15 PM	EUR	High Volatility	0.75%	0.50%	0.00%
ECB Marginal Lending Facility	8-Sep-22	5:15 PM	EUR	High Volatility	1.5%		0.75%
ECB Monetary Policy Statement	8-Sep-22	5:15 PM	EUR	High Volatility			
ECB Interest Rate Decision (Sep)	8-Sep-22	5:15 PM	EUR	High Volatility	1.25%	1.25%	0.50%
Initial Jobless Claims	8-Sep-22	5:30 PM	USD	High Volatility	222K	240K	228K
ECB Press Conference	8-Sep-22	5:45 PM	EUR	High Volatility			
Fed Chair Powell Speaks	8-Sep-22	6:10 PM	USD	High Volatility			
Crude Oil Inventories	8-Sep-22	8:00 PM	USD	High Volatility	8.844M	-0.250M	-3.326M
Employment Change (Aug)	9-Sep-22	5:30 PM	CAD	High Volatility		15.0K	-30.6K

Source: Investing.com

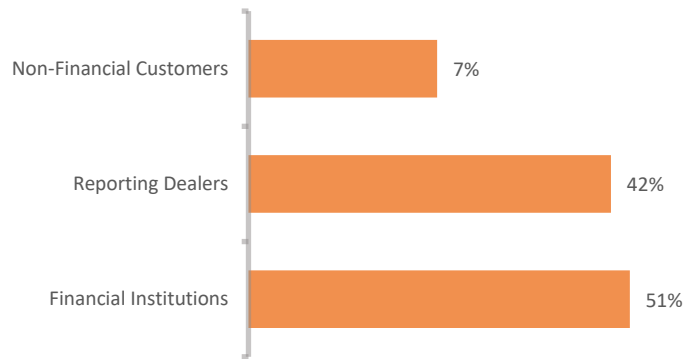
DISCLAIMER

Forex Market Hours

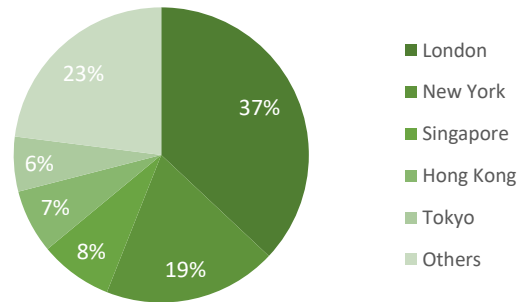


Note: This chart shows the normal forex trading times of all the major forex trading centers across the globe in Pakistan Standard Time.

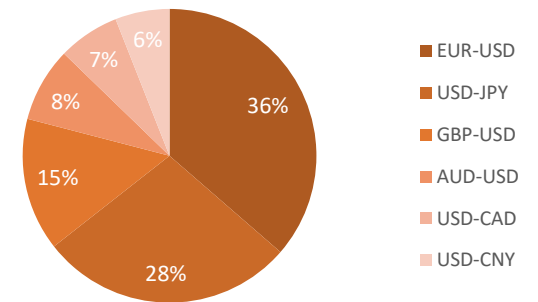
Forex Turnover by Counterparty



Markets' Share in Total Forex Turnover



Most Traded Currency Pairs



Sources: ACPL Research, Forexmarkethours, Dailyfx, Ig

DISCLAIMER

This report has been prepared by Abbasi and Company (Private) Limited and is provided for information purposes only. Abbasi and Company (Private) Limited (ACPL) is engaged in brokerage business of commodities futures in Pakistan and to provide the trading/ execution facility on Pakistan Mercantile Exchange (PMEX). There is risk of loss in trading in derivatives (futures). The author, directors and other employees of Abbasi and Company (Private) Limited and its affiliates cannot be held responsible for any loss in trading. Futures; futures on margin carries a high level of risk and may not be suitable for all investors. The high degree of leverage can work against the investor/ traders. Before deciding to invest in Commodity derivatives, you should carefully consider your investment objectives, level of experience, and risk appetite. The possibility exists that you could sustain a loss of some or all of your initial investment and therefore you should not invest money that you cannot afford to lose. You should be aware of all the risks associated with futures trading in commodities and other financial products. We take no responsibility for any loss made in investment on any instruments through us. In any event Abbasi and Company (Private) Limited, its affiliates, agents will not be liable to anyone for any decision made or action taken for investment/ trading. Abbasi and Company (Private) Limited, its affiliates, directors and employees cannot be held responsible for any loss in trading due to any problem in connectivity; failure of system; technical problem in the software or any other reason whatever.

All the reports/ recommendations/ trading calls/ opinions are advisory in nature and contains the opinions of the author, which are not to be construed as investment advices. The author, directors and other employees of Abbasi and Company (Private) Limited and its affiliates cannot be held responsible for the accuracy of the information presented herein or for the results of the positions taken based on the opinions expressed in the reports/ views from Abbasi and Company (Private) Limited. All the views/ recommendations/ trading calls and opinions are based on the information, which are believed to be accurate and no assurance can be given for the accuracy of these information.

Derivatives trading involve substantial risk. The valuation of the underlying may fluctuate, and as a result, clients may lose their entire original investment. In no event should the content of this research report be construed as an express or an implied promise, guarantee or implication by, or from, Abbasi and Company (Private) Limited that you will profit or that losses can, or will be, limited in any manner whatsoever. Past results are no indication of future performance. The information provided in this report is intended solely for informative purposes and is obtained from sources believed to be reliable. Information is in no way guaranteed. No guarantee of any kind is implied or possible where projections of future conditions are attempted. Investments in securities market are subject to market risks, read all the related documents carefully before investing.

All rights reserved by Abbasi and Company (Private) Limited. This report or any portion hereof may not be reproduced, distributed, or published by any person for any purpose whatsoever. Nor can it be sent to a third party without prior consent of Abbasi and Company (Private) Limited. Action could be taken for unauthorized reproduction, distribution, or publication.

The research analyst, primarily involved in the preparation of this report, certifies that (1) the views expressed in this report accurately reflect his/her personal views about the subject commodity/index /currency pair and (2) no part of his/her compensation was, is or will be directly or indirectly related to the specific recommendations or views expressed in this report.

DISCLOSURE

Following exchange rates are used to convert investment and profit values:

- USD/PKR: 225
- JPY/PKR: 1.56

To arrive at our Target Price, Abbasi & Company (Private) Limited uses following methods:

- Technical Analysis
- Fundamental Analysis

Furthermore, profit and returns are inclusive of all expenses including PMEX Fee, ACPL Fee & Sales Tax

RESEARCH DISSEMINATION POLICY

Abbasi & Company (Private) Limited endeavors to make all reasonable efforts to disseminate research to all eligible clients in a timely manner through either physical or electronic distribution such as email, fax mail etc. Nevertheless, all clients may not receive the material at the same time.

PREPARED BY

Muhammad Salman
Phone: (+92) 42 38302028
Ext: 116
Email: salman@abbasiandcompany.com

RESEARCH DEPARTMENT

6 - Shadman, Lahore
Phone: (+92) 42 38302028; Ext: 116, 117
Email: research@abbasiandcompany.com
web: www.abbasiandcompany.com

HEAD OFFICE

6 - Shadman, Lahore
Phone: (+92) 42 38302028
Email: support@abbasiandcompany.com
web: www.abbasiandcompany.com