

PMEX UPDATE (Morning)

| WTI \$87.94 ▲ 0.2% | BUY <table border="1"> <tr> <th>Entry</th> <th>Stoploss</th> <th>Take Profit</th> </tr> <tr> <td>86.55</td> <td>85.34</td> <td>90.35</td> </tr> </table> | Entry | Stoploss | Take Profit | 86.55 | 85.34 | 90.35 | GAS \$6.96 ▲ 0.4% | BUY <table border="1"> <tr> <th>Entry</th> <th>Stoploss</th> <th>Take Profit</th> </tr> <tr> <td>6.834</td> <td>6.710</td> <td>7.188</td> </tr> </table> | Entry | Stoploss | Take Profit | 6.834 | 6.710 | 7.188 | GOLD \$1,729 ▲ 0.6% | BUY <table border="1"> <tr> <th>Entry</th> <th>Stoploss</th> <th>Take Profit</th> </tr> <tr> <td>1,725.60</td> <td>1,719.04</td> <td>1,746.00</td> </tr> </table> | Entry | Stoploss | Take Profit | 1,725.60 | 1,719.04 | 1,746.00 |
|-----------------------------------|--|-------------|----------|-------------|--------|--------|--------|------------------------------------|---|-------|----------|-------------|--------|--------|--------|------------------------------------|---|-------|----------|-------------|----------|----------|----------|
| Entry | Stoploss | Take Profit | | | | | | | | | | | | | | | | | | | | | |
| 86.55 | 85.34 | 90.35 | | | | | | | | | | | | | | | | | | | | | |
| Entry | Stoploss | Take Profit | | | | | | | | | | | | | | | | | | | | | |
| 6.834 | 6.710 | 7.188 | | | | | | | | | | | | | | | | | | | | | |
| Entry | Stoploss | Take Profit | | | | | | | | | | | | | | | | | | | | | |
| 1,725.60 | 1,719.04 | 1,746.00 | | | | | | | | | | | | | | | | | | | | | |
| SILVER \$20.87 ▲ 1.6% | BUY <table border="1"> <tr> <th>Entry</th> <th>Stoploss</th> <th>Take Profit</th> </tr> <tr> <td>20.73</td> <td>20.55</td> <td>21.22</td> </tr> </table> | Entry | Stoploss | Take Profit | 20.73 | 20.55 | 21.22 | PLATINUM \$927.40 ▲ 0.9% | BUY <table border="1"> <tr> <th>Entry</th> <th>Stoploss</th> <th>Take Profit</th> </tr> <tr> <td>922.20</td> <td>914.43</td> <td>939.80</td> </tr> </table> | Entry | Stoploss | Take Profit | 922.20 | 914.43 | 939.80 | COPPER \$3.58 ▲ 1.0% | BUY <table border="1"> <tr> <th>Entry</th> <th>Stoploss</th> <th>Take Profit</th> </tr> <tr> <td>3.55</td> <td>3.52</td> <td>3.62</td> </tr> </table> | Entry | Stoploss | Take Profit | 3.55 | 3.52 | 3.62 |
| Entry | Stoploss | Take Profit | | | | | | | | | | | | | | | | | | | | | |
| 20.73 | 20.55 | 21.22 | | | | | | | | | | | | | | | | | | | | | |
| Entry | Stoploss | Take Profit | | | | | | | | | | | | | | | | | | | | | |
| 922.20 | 914.43 | 939.80 | | | | | | | | | | | | | | | | | | | | | |
| Entry | Stoploss | Take Profit | | | | | | | | | | | | | | | | | | | | | |
| 3.55 | 3.52 | 3.62 | | | | | | | | | | | | | | | | | | | | | |
| DOW JONES 30,464 ▲ 0.5% | BUY <table border="1"> <tr> <th>Entry</th> <th>Stoploss</th> <th>Take Profit</th> </tr> <tr> <td>30,350</td> <td>30,201</td> <td>30,850</td> </tr> </table> | Entry | Stoploss | Take Profit | 30,350 | 30,201 | 30,850 | S&P 500 3,815 ▲ 0.6% | BUY <table border="1"> <tr> <th>Entry</th> <th>Stoploss</th> <th>Take Profit</th> </tr> <tr> <td>3,798</td> <td>3,775</td> <td>3,864</td> </tr> </table> | Entry | Stoploss | Take Profit | 3,798 | 3,775 | 3,864 | NASDAQ 100 11,705 ▲ 0.7% | BUY <table border="1"> <tr> <th>Entry</th> <th>Stoploss</th> <th>Take Profit</th> </tr> <tr> <td>11,635</td> <td>11,543</td> <td>11,880</td> </tr> </table> | Entry | Stoploss | Take Profit | 11,635 | 11,543 | 11,880 |
| Entry | Stoploss | Take Profit | | | | | | | | | | | | | | | | | | | | | |
| 30,350 | 30,201 | 30,850 | | | | | | | | | | | | | | | | | | | | | |
| Entry | Stoploss | Take Profit | | | | | | | | | | | | | | | | | | | | | |
| 3,798 | 3,775 | 3,864 | | | | | | | | | | | | | | | | | | | | | |
| Entry | Stoploss | Take Profit | | | | | | | | | | | | | | | | | | | | | |
| 11,635 | 11,543 | 11,880 | | | | | | | | | | | | | | | | | | | | | |
| USD-JPY ¥144.55 ▼ -0.1% | SELL <table border="1"> <tr> <th>Entry</th> <th>Stoploss</th> <th>Take Profit</th> </tr> <tr> <td>144.84</td> <td>145.22</td> <td>144.05</td> </tr> </table> | Entry | Stoploss | Take Profit | 144.84 | 145.22 | 144.05 | EUR-USD \$0.9923 ▲ 0.4% | BUY <table border="1"> <tr> <th>Entry</th> <th>Stoploss</th> <th>Take Profit</th> </tr> <tr> <td>0.9904</td> <td>0.9878</td> <td>0.9978</td> </tr> </table> | Entry | Stoploss | Take Profit | 0.9904 | 0.9878 | 0.9978 | GBP-USD \$1.1373 ▲ 0.4% | BUY <table border="1"> <tr> <th>Entry</th> <th>Stoploss</th> <th>Take Profit</th> </tr> <tr> <td>1.1320</td> <td>1.1272</td> <td>1.1432</td> </tr> </table> | Entry | Stoploss | Take Profit | 1.1320 | 1.1272 | 1.1432 |
| Entry | Stoploss | Take Profit | | | | | | | | | | | | | | | | | | | | | |
| 144.84 | 145.22 | 144.05 | | | | | | | | | | | | | | | | | | | | | |
| Entry | Stoploss | Take Profit | | | | | | | | | | | | | | | | | | | | | |
| 0.9904 | 0.9878 | 0.9978 | | | | | | | | | | | | | | | | | | | | | |
| Entry | Stoploss | Take Profit | | | | | | | | | | | | | | | | | | | | | |
| 1.1320 | 1.1272 | 1.1432 | | | | | | | | | | | | | | | | | | | | | |

Major Headlines

Oil Rally Pauses Seeking More Clarity on OPEC Cut, U.S. Response

Oil prices kept to a three-week high on Thursday, but appeared to have paused a recent rally as markets awaited more clarity on how the OPEC+ intends to carry out a massive supply cut, as well as a U.S. response to the move. [see more...](#)

Gold, Copper Rally Eases as Fed Downplays Pivot Hopes

Gold and copper prices were muted on Thursday, pausing a recent rally after hawkish comments from Federal Reserve officials and signs of strength in the U.S. economy dented expectations for a dovish pivot by the central bank. Metal markets rallied strongly this week after weak [see more...](#)

Dow futures Tick Higher as Indices Snap Two-Session Streak

U.S. stock futures were trading slightly higher during Wednesday's evening trade after regular benchmark indices snapped a two-day relief rally while yields ticked higher. By 7:10pm ET (11:10pm GMT) Dow Jones Futures and S&P 500 Futures were flat while Nasdaq 100 Futures ticked [see more...](#)

USD/JPY eyes more weakness below 144.40 on upbeat market mood, US NFP eyed

The USD/JPY pair is hovering around the crucial support of 144.40 in the Tokyo session. The asset has established firmly below 144.50 and is expected to display sheer volatility as the US dollar index (DXY) has sensed a firmer selling [see more...](#)

EUR/USD extends recovery above 0.9900 as risk-off fades, US NFP in focus

The EUR/USD pair has crossed the immediate hurdle of 0.9900 confidently and is expected to establish above the same. The risk profile is getting cheerful now as S&P500 has rebounded firmly. Also, yields have cooled somehow [see more...](#)

GBP/USD Price Analysis: Bears engage at a key 61.8% ratio

GBP/USD has come under pressure to test the 1.1300 level following a resurgence in the US dollar on Wednesday. The US dollar index, DXY, was last seen up near to 1% at 111.21 but it had been as high as 111.735 overnight. US yields rallying has helped to prop up the US dollar as the [see more...](#)

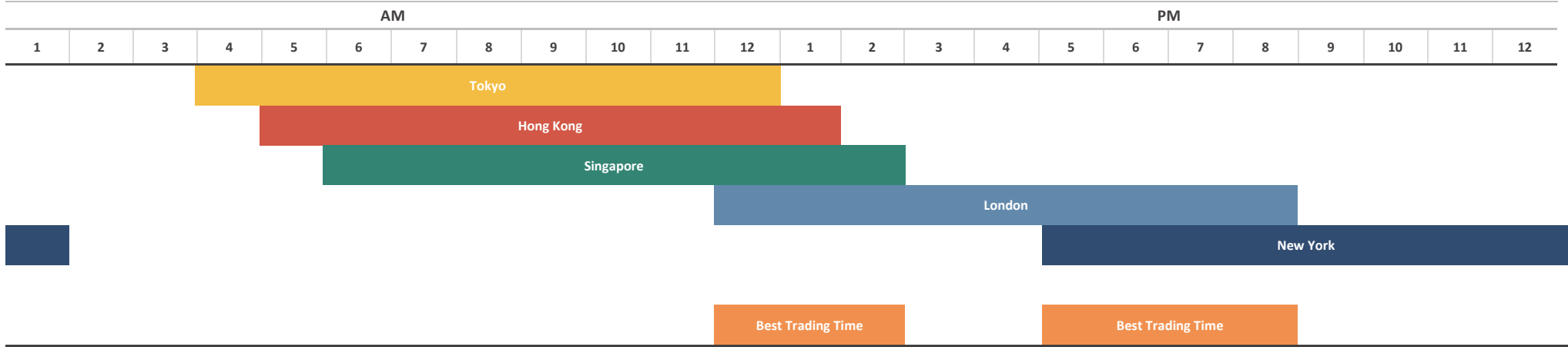
FOREX MARKET'S STATISTICS

| Event | Dates | Time | Currency | Importance | Actual | Forecast | Previous |
|--|----------|----------|----------|-----------------|---------|----------|----------|
| China - National Day | 3-Oct-22 | All Day | | Holiday | | | |
| Tankan Large Manufacturers Index (Q3) | 3-Oct-22 | 4:50 AM | JPY | High Volatility | 8 | 11 | 9 |
| Tankan Large Non-Manufacturers Index (Q3) | 3-Oct-22 | 4:50 AM | JPY | High Volatility | 14 | 13 | 13 |
| German Manufacturing PMI (Sep) | 3-Oct-22 | 12:55 PM | EUR | High Volatility | 47.8 | 48.3 | 48.3 |
| Manufacturing PMI (Sep) | 3-Oct-22 | 1:30 PM | GBP | High Volatility | 48.4 | 48.5 | 48.5 |
| ISM Manufacturing PMI (Sep) | 3-Oct-22 | 7:00 PM | USD | High Volatility | 50.9 | 52.2 | 52.8 |
| Hong Kong - National Day | 4-Oct-22 | All Day | | Holiday | | | |
| China - National Day | 4-Oct-22 | All Day | | Holiday | | | |
| RBA Interest Rate Decision (Oct) | 4-Oct-22 | 4:30 PM | AUD | High Volatility | 2.60% | 2.85% | 2.35% |
| RBA Rate Statement | 4-Oct-22 | 5:30 PM | AUD | High Volatility | | | |
| JOLTs Job Openings (Aug) | 4-Oct-22 | 7:00 PM | USD | High Volatility | 10.053M | 10.775M | 11.170M |
| ECB President Lagarde Speaks | 4-Oct-22 | 7:00 PM | EUR | High Volatility | | | |
| China - National Day | 5-Oct-22 | All Day | | Holiday | | | |
| Retail Sales (MoM) | 5-Oct-22 | 5:30 AM | AUD | High Volatility | 0.6% | 0.6% | 1.3% |
| RBNZ Interest Rate Decision | 5-Oct-22 | 6:00 AM | NZD | High Volatility | 3.50% | 3.50% | 3.00% |
| RBNZ Rate Statement | 5-Oct-22 | 6:00 AM | NZD | High Volatility | | | |
| Composite PMI (Sep) | 5-Oct-22 | 1:30 PM | GBP | High Volatility | 49.1 | 48.4 | 49.6 |
| Services PMI (Sep) | 5-Oct-22 | 1:30 PM | GBP | High Volatility | 50.0 | 49.2 | 50.9 |
| ADP Nonfarm Employment Change (Sep) | 5-Oct-22 | 5:15 PM | USD | High Volatility | 208K | 200K | 185K |
| ISM Non-Manufacturing PMI (Sep) | 5-Oct-22 | 7:00 PM | USD | High Volatility | 56.7 | 56.0 | 56.9 |
| Crude Oil Inventories | 5-Oct-22 | 7:30 PM | USD | High Volatility | -1.356M | 2.052M | -0.215M |
| China - National Day | 6-Oct-22 | All Day | | Holiday | | | |
| Construction PMI (Sep) | 6-Oct-22 | 1:30 PM | GBP | High Volatility | | 48.0 | 49.2 |
| ECB Publishes Account of Monetary Policy Meeting | 6-Oct-22 | 4:30 PM | EUR | High Volatility | | | |
| Initial Jobless Claims | 6-Oct-22 | 5:30 PM | USD | High Volatility | | 203K | 193K |
| Ivey PMI (Sep) | 6-Oct-22 | 7:00 PM | CAD | High Volatility | | | 60.9 |
| China - National Day | 7-Oct-22 | All Day | | Holiday | | | |
| Caixin Manufacturing PMI | 7-Oct-22 | 6:30 AM | CNY | High Volatility | | | 49.5 |
| Manufacturing PMI | 7-Oct-22 | 6:30 AM | CNY | High Volatility | | | 49.4 |
| EU Leaders Summit | 7-Oct-22 | 3:00 PM | EUR | High Volatility | | | |
| Nonfarm Payrolls (Sep) | 7-Oct-22 | 5:30 PM | USD | High Volatility | | 250K | 315K |
| Unemployment Rate (Sep) | 7-Oct-22 | 5:30 PM | USD | High Volatility | | 3.7% | 3.7% |
| Employment Change (Sep) | 7-Oct-22 | 5:30 PM | CAD | High Volatility | | 20.0K | -39.7K |

Source: Investing.com

DISCLAIMER

Forex Market Hours

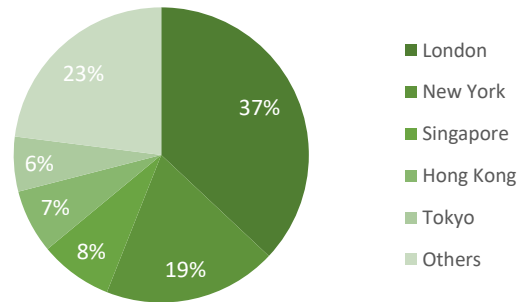


Note: This chart shows the normal forex trading times of all the major forex trading centers across the globe in Pakistan Standard Time.

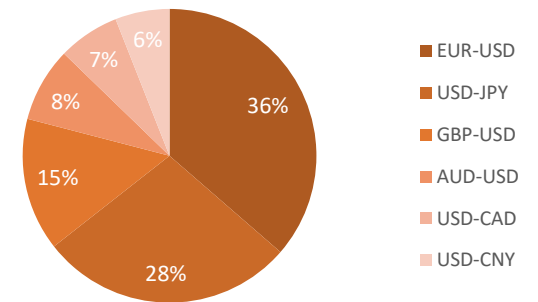
Forex Turnover by Counterparty



Markets' Share in Total Forex Turnover



Most Traded Currency Pairs



Sources: ACPL Research, Forexmarkethours, Dailyfx, Ig

DISCLAIMER

This report has been prepared by Abbasi and Company (Private) Limited and is provided for information purposes only. Abbasi and Company (Private) Limited (ACPL) is engaged in brokerage business of commodities futures in Pakistan and to provide the trading/ execution facility on Pakistan Mercantile Exchange (PMEX). There is risk of loss in trading in derivatives (futures). The author, directors and other employees of Abbasi and Company (Private) Limited and its affiliates cannot be held responsible for any loss in trading. Futures; futures on margin carries a high level of risk and may not be suitable for all investors. The high degree of leverage can work against the investor/ traders. Before deciding to invest in Commodity derivatives, you should carefully consider your investment objectives, level of experience, and risk appetite. The possibility exists that you could sustain a loss of some or all of your initial investment and therefore you should not invest money that you cannot afford to lose. You should be aware of all the risks associated with futures trading in commodities and other financial products. We take no responsibility for any loss made in investment on any instruments through us. In any event Abbasi and Company (Private) Limited, its affiliates, agents will not be liable to anyone for any decision made or action taken for investment/ trading. Abbasi and Company (Private) Limited, its affiliates, directors and employees cannot be held responsible for any loss in trading due to any problem in connectivity; failure of system; technical problem in the software or any other reason whatever.

All the reports/ recommendations/ trading calls/ opinions are advisory in nature and contains the opinions of the author, which are not to be construed as investment advices. The author, directors and other employees of Abbasi and Company (Private) Limited and its affiliates cannot be held responsible for the accuracy of the information presented herein or for the results of the positions taken based on the opinions expressed in the reports/ views from Abbasi and Company (Private) Limited. All the views/ recommendations/ trading calls and opinions are based on the information, which are believed to be accurate and no assurance can be given for the accuracy of these information.

Derivatives trading involve substantial risk. The valuation of the underlying may fluctuate, and as a result, clients may lose their entire original investment. In no event should the content of this research report be construed as an express or an implied promise, guarantee or implication by, or from, Abbasi and Company (Private) Limited that you will profit or that losses can, or will be, limited in any manner whatsoever. Past results are no indication of future performance. The information provided in this report is intended solely for informative purposes and is obtained from sources believed to be reliable. Information is in no way guaranteed. No guarantee of any kind is implied or possible where projections of future conditions are attempted. Investments in securities market are subject to market risks, read all the related documents carefully before investing.

All rights reserved by Abbasi and Company (Private) Limited. This report or any portion hereof may not be reproduced, distributed, or published by any person for any purpose whatsoever. Nor can it be sent to a third party without prior consent of Abbasi and Company (Private) Limited. Action could be taken for unauthorized reproduction, distribution, or publication.

The research analyst, primarily involved in the preparation of this report, certifies that (1) the views expressed in this report accurately reflect his/her personal views about the subject commodity/index /currency pair and (2) no part of his/her compensation was, is or will be directly or indirectly related to the specific recommendations or views expressed in this report.

DISCLOSURE

Following exchange rates are used to convert investment and profit values:

- USD/PKR: 224.25
- JPY/PKR: 1.56

To arrive at our Target Price, Abbasi & Company (Private) Limited uses following methods:

- Technical Analysis
- Fundamental Analysis

Furthermore, profit and returns are inclusive of all expenses including PMEX Fee, ACPL Fee & Sales Tax

RESEARCH DISSEMINATION POLICY

Abbasi & Company (Private) Limited endeavors to make all reasonable efforts to disseminate research to all eligible clients in a timely manner through either physical or electronic distribution such as email, fax mail etc. Nevertheless, all clients may not receive the material at the same time.

PREPARED BY

Muhammad Salman
Phone: (+92) 42 38302028
Ext: 116
Email: salman@abbasiandcompany.com

RESEARCH DEPARTMENT

6 - Shadman, Lahore
Phone: (+92) 42 38302028; Ext: 116, 117
Email: research@abbasiandcompany.com
web: www.abbasiandcompany.com

HEAD OFFICE

6 - Shadman, Lahore
Phone: (+92) 42 38302028
Email: support@abbasiandcompany.com
web: www.abbasiandcompany.com