

PMEX UPDATE (Morning)

WTI \$88.44 ▲ 1.8%	BUY Entry: 87.20 Stoploss: 86.00 Take Profit: 90.60	GAS \$8.97 ▲ 0.8%	SELL Entry: 9.124 Stoploss: 9.289 Take Profit: 8.725	GOLD \$1,723 ▲ 0.0%	BUY Entry: 1,714.60 Stoploss: 1,708.15 Take Profit: 1,733.00
SILVER \$17.91 ▲ 0.2%	BUY Entry: 17.67 Stoploss: 17.55 Take Profit: 18.10	PLATINUM \$818.45 ▼ -0.4%	BUY Entry: 807.82 Stoploss: 801.45 Take Profit: 831.50	COPPER \$3.41 ▲ 0.6%	BUY Entry: 3.38 Stoploss: 3.35 Take Profit: 3.45
DOW JONES 31,345 ▲ 0.1%	BUY Entry: 31,086 Stoploss: 30,932 Take Profit: 31,660	S&P 500 3,926 ▲ 0.0%	BUY Entry: 3,897 Stoploss: 3,875 Take Profit: 3,968	NASDAQ 100 12,090 ▼ -0.1%	BUY Entry: 11,930 Stoploss: 11,842 Take Profit: 12,269
USD-JPY ¥140.29 ▲ 0.1%	SELL Entry: 140.82 Stoploss: 141.19 Take Profit: 139.57	EUR-USD \$0.9918 ▼ -0.3%	BUY Entry: 0.9890 Stoploss: 0.9871 Take Profit: 0.9945	GBP-USD \$1.1477 ▼ -0.3%	BUY Entry: 1.1440 Stoploss: 1.1414 Take Profit: 1.1540

Major Headlines

Oil Creeps Higher Ahead of Potential OPEC+ Supply Cut
 Oil prices rose on Monday, recovering some ground after bruising losses last week as investors awaited details on potential OPEC production cuts from a meeting later in the day. London-traded Brent oil futures rose 1.4% to \$94.59 a barrel, while U.S. West Texas Intermediate futures [see more...](#)

Gold Down 3rd Week in Row as U.S. Jobs Suggest More Painful Fed Hikes
 There are just about three weeks left to the next Federal Reserve decision on rates. Yet it may feel like the longest three weeks to gold bulls who have seen only red almost day after day of recent trading. The benchmark gold [see more...](#)

Dow Extends Weekly Slump as Europe Energy Concerns Dent Stocks
 The Dow fell to its third weekly loss Friday, as fresh worries of an energy crisis in Europe on global growth offset data pointing to a stronger-than-expected U.S. labor market. The Dow Jones Industrial Average slipped 1.1%, or 337 [see more...](#)

USD/JPY aims to recapture 24-year high near 141.00 amid firmer DXY, US ISM Services PMI eyed
 The USD/JPY pair is advancing towards the 24-year high at 140.80, recorded last week. The asset is gaining a lot of traction as the US dollar index (DXY) has refreshed its two-decade high at 110.03. The DXY is auctioning near the [see more...](#)

EUR/USD renews 19-year low around 0.9900 amid escalating EU energy crisis ahead of ECB
 EUR/USD takes offers to refresh the lowest levels since late 2002, poking the 0.9900 threshold during Monday's initial Asian session as the worsening energy crisis highlights recession fears for the bloc ahead of the all-important [see more...](#)

GBP/USD senses barricades near 1.1500 post-gap-down covering, UK recession fears soar
 The GBP/USD pair picked bids around 1.1470 after a gap down opening as oscillators turned extremely oversold on a smaller timeframe. However, the greenback bulls took charge and defended last week's closing near 1.1500. A gap- [see more...](#)

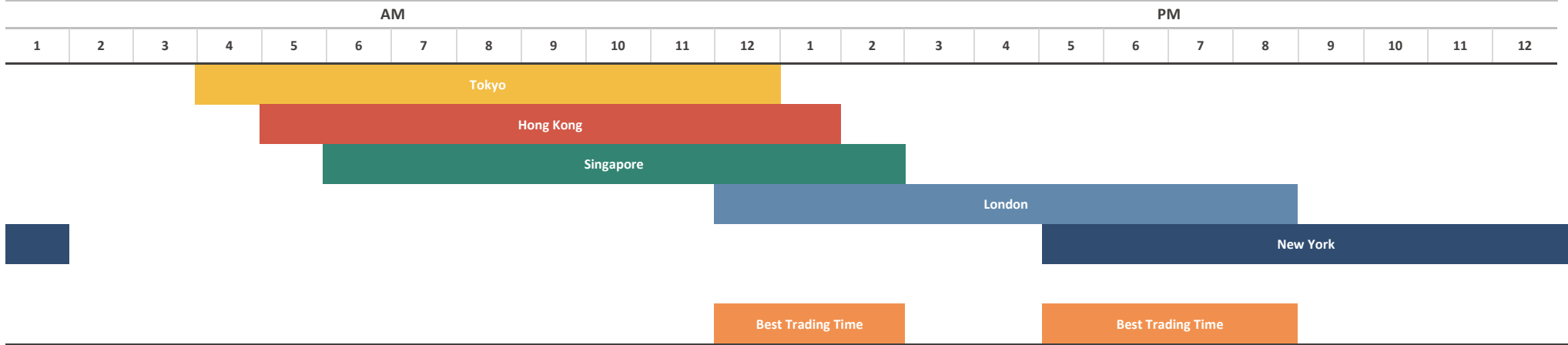
FOREX MARKET'S STATISTICS

Event	Dates	Time	Currency	Importance	Actual	Forecast	Previous
Retail Sales (MoM)	5-Sep-22	6:30 AM	AUD			1.3%	0.2%
Composite PMI (Aug)	5-Sep-22	1:30 PM	GBP			50.9	50.9
Services PMI (Aug)	5-Sep-22	1:30 PM	GBP	High Volatility		52.5	52.5
RBA Interest Rate Decision (Sep)	6-Sep-22	9:30 AM	AUD	High Volatility		2.35%	1.85%
RBA Rate Statement	6-Sep-22	9:30 AM	AUD	High Volatility			
Construction PMI (Aug)	6-Sep-22	1:30 PM	GBP	High Volatility		48	48.9
ISM Non-Manufacturing PMI (Aug)	6-Sep-22	7:00 PM	USD	High Volatility		55.5	56.7
GDP (QoQ) (Q2)	7-Sep-22	6:30 AM	AUD	High Volatility		1.2%	0.8%
German GDP (QoQ) (Q3)	7-Sep-22	11:00 AM	EUR	High Volatility		0.1%	0.1%
BoE Gov Bailey Speaks	7-Sep-22	2:00 PM	GBP	High Volatility			
BoC Interest Rate Decision	7-Sep-22	7:00 PM	CAD	High Volatility		3.25%	2.50%
Ivey PMI (Aug)	7-Sep-22	7:00 PM	CAD	High Volatility		48.3	49.6
BoE MPC Treasury Committee Hearings	7-Sep-22	7:15 PM	GBP	High Volatility			
EIA Short-Term Energy Outlook	7-Sep-22	9:00 PM	USD	High Volatility			
GDP (QoQ) (Q2)	8-Sep-22	4:50 AM	JPY	High Volatility		0.7%	0.5%
Deposit Facility Rate (Sep)	8-Sep-22	5:15 PM	EUR	High Volatility		0.50%	0.00%
ECB Marginal Lending Facility	8-Sep-22	5:15 PM	EUR	High Volatility			0.75%
ECB Monetary Policy Statement	8-Sep-22	5:15 PM	EUR	High Volatility			
ECB Interest Rate Decision (Sep)	8-Sep-22	5:15 PM	EUR	High Volatility		1.00%	0.50%
Initial Jobless Claims	8-Sep-22	5:30 PM	USD	High Volatility		240K	232K
ECB Press Conference	8-Sep-22	5:45 PM	EUR	High Volatility			
Fed Chair Powell Speaks	8-Sep-22	6:10 PM	USD	High Volatility			
Crude Oil Inventories	8-Sep-22	8:00 PM	USD	High Volatility			-3.326M
Employment Change (Aug)	9-Sep-22	5:30 PM	CAD	High Volatility		15.0K	-30.6K

Source: Investing.com

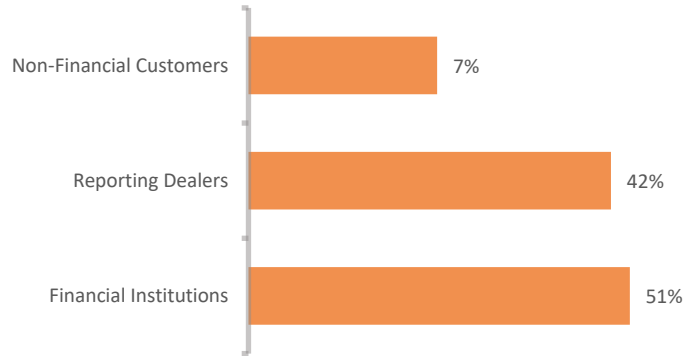
DISCLAIMER

Forex Market Hours

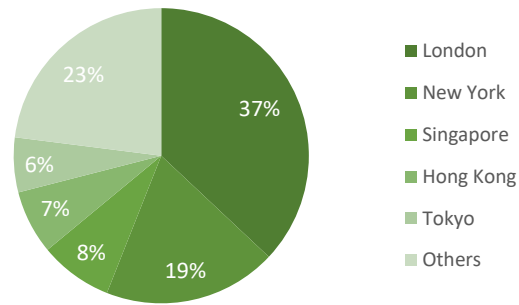


Note: This chart shows the normal forex trading times of all the major forex trading centers across the globe in Pakistan Standard Time.

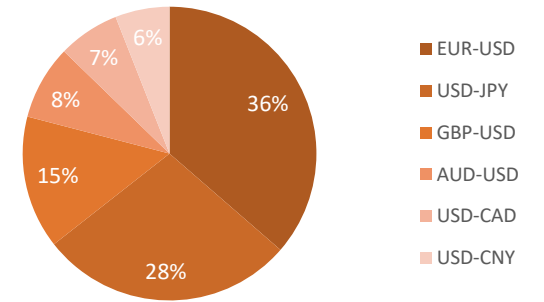
Forex Turnover by Counterparty



Markets' Share in Total Forex Turnover



Most Traded Currency Pairs



Sources: ACPL Research, Forexmarkethours, Dailyfx, Ig

DISCLAIMER

This report has been prepared by Abbasi and Company (Private) Limited and is provided for information purposes only. Abbasi and Company (Private) Limited (ACPL) is engaged in brokerage business of commodities futures in Pakistan and to provide the trading/ execution facility on Pakistan Mercantile Exchange (PMEX). There is risk of loss in trading in derivatives (futures). The author, directors and other employees of Abbasi and Company (Private) Limited and its affiliates cannot be held responsible for any loss in trading. Futures; futures on margin carries a high level of risk and may not be suitable for all investors. The high degree of leverage can work against the investor/ traders. Before deciding to invest in Commodity derivatives, you should carefully consider your investment objectives, level of experience, and risk appetite. The possibility exists that you could sustain a loss of some or all of your initial investment and therefore you should not invest money that you cannot afford to lose. You should be aware of all the risks associated with futures trading in commodities and other financial products. We take no responsibility for any loss made in investment on any instruments through us. In any event Abbasi and Company (Private) Limited, its affiliates, agents will not be liable to anyone for any decision made or action taken for investment/ trading. Abbasi and Company (Private) Limited, its affiliates, directors and employees cannot be held responsible for any loss in trading due to any problem in connectivity; failure of system; technical problem in the software or any other reason whatever.

All the reports/ recommendations/ trading calls/ opinions are advisory in nature and contains the opinions of the author, which are not to be construed as investment advices. The author, directors and other employees of Abbasi and Company (Private) Limited and its affiliates cannot be held responsible for the accuracy of the information presented herein or for the results of the positions taken based on the opinions expressed in the reports/ views from Abbasi and Company (Private) Limited. All the views/ recommendations/ trading calls and opinions are based on the information, which are believed to be accurate and no assurance can be given for the accuracy of these information.

Derivatives trading involve substantial risk. The valuation of the underlying may fluctuate, and as a result, clients may lose their entire original investment. In no event should the content of this research report be construed as an express or an implied promise, guarantee or implication by, or from, Abbasi and Company (Private) Limited that you will profit or that losses can, or will be, limited in any manner whatsoever. Past results are no indication of future performance. The information provided in this report is intended solely for informative purposes and is obtained from sources believed to be reliable. Information is in no way guaranteed. No guarantee of any kind is implied or possible where projections of future conditions are attempted. Investments in securities market are subject to market risks, read all the related documents carefully before investing.

All rights reserved by Abbasi and Company (Private) Limited. This report or any portion hereof may not be reproduced, distributed, or published by any person for any purpose whatsoever. Nor can it be sent to a third party without prior consent of Abbasi and Company (Private) Limited. Action could be taken for unauthorized reproduction, distribution, or publication.

The research analyst, primarily involved in the preparation of this report, certifies that (1) the views expressed in this report accurately reflect his/her personal views about the subject commodity/index /currency pair and (2) no part of his/her compensation was, is or will be directly or indirectly related to the specific recommendations or views expressed in this report.

DISCLOSURE

Following exchange rates are used to convert investment and profit values:

- USD/PKR: 218.5
- JPY/PKR: 1.56

To arrive at our Target Price, Abbasi & Company (Private) Limited uses following methods:

- Technical Analysis
- Fundamental Analysis

Furthermore, profit and returns are inclusive of all expenses including PMEX Fee, ACPL Fee & Sales Tax

RESEARCH DISSEMINATION POLICY

Abbasi & Company (Private) Limited endeavors to make all reasonable efforts to disseminate research to all eligible clients in a timely manner through either physical or electronic distribution such as email, fax mail etc. Nevertheless, all clients may not receive the material at the same time.

PREPARED BY

Muhammad Salman
Phone: (+92) 42 38302028
Ext: 116
Email: salman@abbasiandcompany.com

RESEARCH DEPARTMENT

6 - Shadman, Lahore
Phone: (+92) 42 38302028; Ext: 116, 117
Email: research@abbasiandcompany.com
web: www.abbasiandcompany.com

HEAD OFFICE

6 - Shadman, Lahore
Phone: (+92) 42 38302028
Email: support@abbasiandcompany.com
web: www.abbasiandcompany.com