

PMEX UPDATE (Morning)

WTI \$92.52 ▲ 1.0%	SELL Entry: 93.50 Stoploss: 94.86 Take Profit: 90.60	GAS \$9.08 ▲ 0.2%	SELL Entry: 9.243 Stoploss: 9.411 Take Profit: 8.835	GOLD \$1,734 ▼ -0.1%	SELL Entry: 1,742.00 Stoploss: 1,748.67 Take Profit: 1,722.80
SILVER \$18.21 ▲ 0.3%	SELL Entry: 18.37 Stoploss: 18.49 Take Profit: 18.05	PLATINUM \$837.10 ▲ 0.5%	SELL Entry: 846.00 Stoploss: 852.78 Take Profit: 824.10	COPPER \$3.57 ▲ 0.4%	SELL Entry: 3.60 Stoploss: 3.63 Take Profit: 3.52
DOW JONES 31,905 ▲ 0.4%	SELL Entry: 32,155 Stoploss: 32,313 Take Profit: 31,725	S&P 500 4,003 ▲ 0.4%	SELL Entry: 4,030 Stoploss: 4,053 Take Profit: 3,974	NASDAQ 100 12,420 ▲ 0.5%	SELL Entry: 12,536 Stoploss: 12,626 Take Profit: 12,275
USD-JPY ¥138.56 ▼ -0.2%	BUY Entry: 138.10 Stoploss: 137.73 Take Profit: 139.12	EUR-USD \$1.0024 ▲ 0.1%	SELL Entry: 1.0054 Stoploss: 1.0076 Take Profit: 0.9998	GBP-USD \$1.1667 ▲ 0.1%	SELL Entry: 1.1700 Stoploss: 1.1726 Take Profit: 1.1625

Major Headlines

Oil recoups some losses on signs of firm U.S. fuel demand
 Oil prices inched up on Wednesday as industry data showed U.S. fuel stocks fell more than expected, recovering slightly from a 5% drop on Tuesday on fears fuel demand will suffer as China steps up COVID-19 curbs and central banks hike interest rates. U.S. West Texas Intermediate (WTI) [see more...](#)

Gold Set For Fifth Month of Losses as Fed Rate Risks Grow
 Gold prices fell on Wednesday and were set for a fifth straight month of losses amid fears of aggressive policy tightening by the Federal Reserve, while copper rose as Chinese manufacturing activity improved slightly in August. Spot gold fell 0.2% to \$1,721.67 an ounce by 21:56 ET (01:56 [see more...](#))

Dow Futures Tick Lower After Indices Decline For 3rd Session
 U.S. stock futures were trading flat during Tuesday's evening deals, after major benchmark indices extended declines for the third consecutive session as investors continued their retreat following Jerome Powell's hawkish rhetoric at last week's Jackson Hole Symposium. By 7:20pm ET [see more...](#)

USD/JPY declines towards 138.50 amid upbeat Japan Retail Trade data
 The USD/JPY pair has witnessed mild selling pressure and is declining towards 138.50 after the release of upbeat economic data. Japan's Retail Sales have improved to 2.4%, higher than the expectations of 1.9% and the prior [see more...](#)

EUR/USD Price Analysis: Recovery approaches fortnight-old hurdle near 1.0040
 EUR/USD picks up bids to extend the weekly gains to 1.0025 during Wednesday's Asian session. In doing so, the major currency pair prints a three-day uptrend while justifying the first daily close above the 10-DMA since August 15. [see more...](#)

GBP/USD licks wounds below 1.1700 as UK shop price inflation jumps, focus on US ADP, NFP
 GBP/USD renews intraday high near 1.1670 as it consolidates the weekly losses around the lowest levels since March 2020 during Wednesday's Asian session. In doing so, the cable pair takes clues from the recently firmer UK data, as well as [see more...](#)

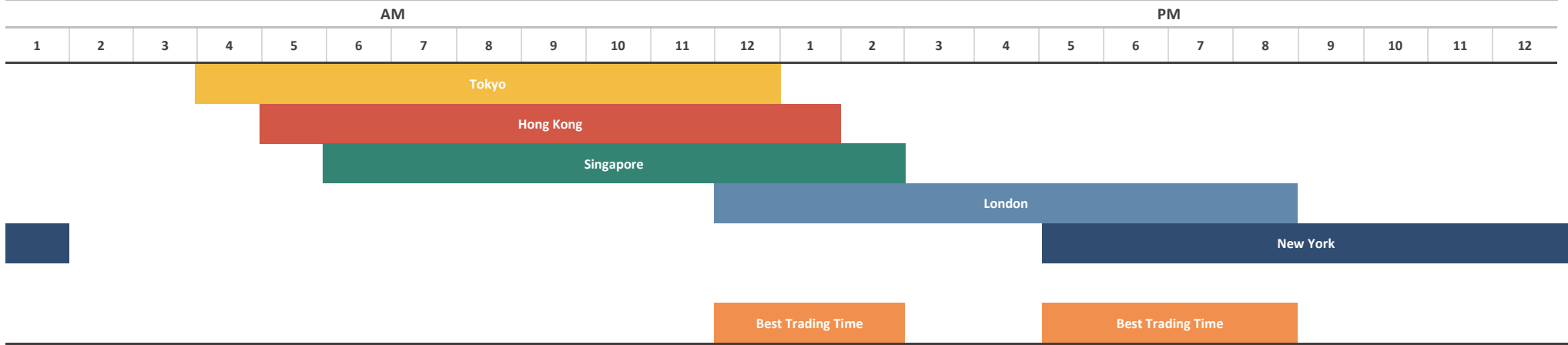
FOREX MARKET'S STATISTICS

Event	Dates	Time	Currency	Importance	Actual	Forecast	Previous
United Kingdom - Bank Holiday	29-Aug-22	All Day		Holiday			
Retail Sales (MoM) (Jul)	29-Aug-22	6:30 AM	AUD	High Volatility	1.30%	0.3%	0.20%
CB Consumer Confidence (Aug)	30-Aug-22	7:00 PM	USD	High Volatility	103.2	97.5	95.3
JOLTs Job Openings (Jul)	30-Aug-22	7:00 PM	USD	High Volatility	11.239M	10.475M	11.040M
India - Ganesh Chaturthi	31-Aug-22			Holiday			
Manufacturing PMI (Aug)	31-Aug-22	6:30 AM	CNY	High Volatility		49.2	49
German Unemployment Change (Aug)	31-Aug-22	12:55 PM	EUR	High Volatility		27K	48K
CPI (YoY) (Aug)	31-Aug-22	2:00 PM	EUR	High Volatility		9.0%	8.9%
ADP Nonfarm Employment Change (Jun)	31-Aug-22	5:15 PM	USD	High Volatility		200K	128K
GDP (MoM) (Jun)	31-Aug-22	5:30 PM	CAD	High Volatility		0.1%	0.0%
Crude Oil Inventories	31-Aug-22	7:30 PM	USD	High Volatility		-0.933M	-3.282M
Caixin Manufacturing PMI (Aug)	1-Sep-22	6:45 AM	CNY	Holiday		50.2	50.4
German Manufacturing PMI (Aug)	1-Sep-22	12:55 PM	EUR	High Volatility		49.8	49.8
Manufacturing PMI (Aug)	1-Sep-22	1:30 PM	GBP	High Volatility		46.0	46.0
Initial Jobless Claims	1-Sep-22	5:30 PM	USD	High Volatility		248K	243K
ISM Manufacturing PMI (Aug)	1-Sep-22	7:00 PM	USD	High Volatility		52.0	52.8
Nonfarm Payrolls (Aug)	2-Sep-22	5:30 PM	USD	High Volatility		300K	528K
Unemployment Rate (Aug)	2-Sep-22	5:30 PM	USD	High Volatility		3.5%	3.5%

Source: Investing.com

DISCLAIMER

Forex Market Hours

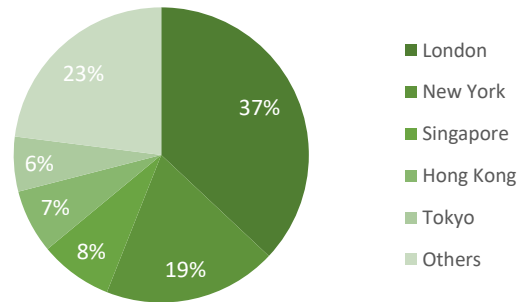


Note: This chart shows the normal forex trading times of all the major forex trading centers across the globe in Pakistan Standard Time.

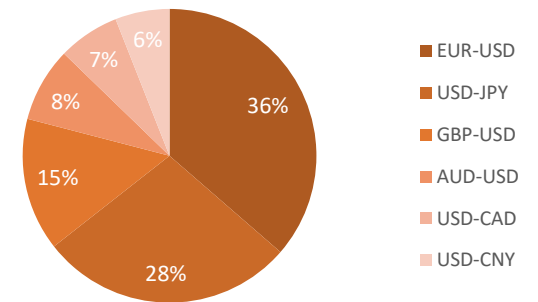
Forex Turnover by Counterparty



Markets' Share in Total Forex Turnover



Most Traded Currency Pairs



Sources: ACPL Research, Forexmarkethours, Dailyfx, Ig

DISCLAIMER

This report has been prepared by Abbasi and Company (Private) Limited and is provided for information purposes only. Abbasi and Company (Private) Limited (ACPL) is engaged in brokerage business of commodities futures in Pakistan and to provide the trading/ execution facility on Pakistan Mercantile Exchange (PMEX). There is risk of loss in trading in derivatives (futures). The author, directors and other employees of Abbasi and Company (Private) Limited and its affiliates cannot be held responsible for any loss in trading. Futures; futures on margin carries a high level of risk and may not be suitable for all investors. The high degree of leverage can work against the investor/ traders. Before deciding to invest in Commodity derivatives, you should carefully consider your investment objectives, level of experience, and risk appetite. The possibility exists that you could sustain a loss of some or all of your initial investment and therefore you should not invest money that you cannot afford to lose. You should be aware of all the risks associated with futures trading in commodities and other financial products. We take no responsibility for any loss made in investment on any instruments through us. In any event Abbasi and Company (Private) Limited, its affiliates, agents will not be liable to anyone for any decision made or action taken for investment/ trading. Abbasi and Company (Private) Limited, its affiliates, directors and employees cannot be held responsible for any loss in trading due to any problem in connectivity; failure of system; technical problem in the software or any other reason whatever. All the reports/ recommendations/ trading calls/ opinions are advisory in nature and contains the opinions of the author, which are not to be construed as investment advices. The author, directors and other employees of Abbasi and Company (Private) Limited and its affiliates cannot be held responsible for the accuracy of the information presented herein or for the results of the positions taken based on the opinions expressed in the reports/ views from Abbasi and Company (Private) Limited. All the views/ recommendations/ trading calls and opinions are based on the information, which are believed to be accurate and no assurance can be given for the accuracy of these information.

Derivatives trading involve substantial risk. The valuation of the underlying may fluctuate, and as a result, clients may lose their entire original investment. In no event should the content of this research report be construed as an express or an implied promise, guarantee or implication by, or from, Abbasi and Company (Private) Limited that you will profit or that losses can, or will be, limited in any manner whatsoever. Past results are no indication of future performance. The information provided in this report is intended solely for informative purposes and is obtained from sources believed to be reliable. Information is in no way guaranteed. No guarantee of any kind is implied or possible where projections of future conditions are attempted. Investments in securities market are subject to market risks, read all the related documents carefully before investing.

All rights reserved by Abbasi and Company (Private) Limited. This report or any portion hereof may not be reproduced, distributed, or published by any person for any purpose whatsoever. Nor can it be sent to a third party without prior consent of Abbasi and Company (Private) Limited. Action could be taken for unauthorized reproduction, distribution, or publication.

The research analyst, primarily involved in the preparation of this report, certifies that (1) the views expressed in this report accurately reflect his/her personal views about the subject commodity/index /currency pair and (2) no part of his/her compensation was, is or will be directly or indirectly related to the specific recommendations or views expressed in this report.

DISCLOSURE

Following exchange rates are used to convert investment and profit values:

- USD/PKR: 220.50
- JPY/PKR: 1.59

To arrive at our Target Price, Abbasi & Company (Private) Limited uses following methods:

- Technical Analysis
- Fundamental Analysis

Furthermore, profit and returns are inclusive of all expenses including PMEX Fee, ACPL Fee & Sales Tax

RESEARCH DISSEMINATION POLICY

Abbasi & Company (Private) Limited endeavors to make all reasonable efforts to disseminate research to all eligible clients in a timely manner through either physical or electronic distribution such as email, fax mail etc. Nevertheless, all clients may not receive the material at the same time.

PREPARED BY

Muhammad Salman
Phone: (+92) 42 38302028
Ext: 116
Email: salman@abbasiandcompany.com

RESEARCH DEPARTMENT

6 - Shadman, Lahore
Phone: (+92) 42 38302028; Ext: 116, 117
Email: research@abbasiandcompany.com
web: www.abbasiandcompany.com

HEAD OFFICE

6 - Shadman, Lahore
Phone: (+92) 42 38302028
Email: support@abbasiandcompany.com
web: www.abbasiandcompany.com

BRANCH OFFICE

42 - Mall Road, Lahore
Phone: (+92) 42 38302028 - 37320707
Email: support@abbasiandcompany.com
web: www.abbasiandcompany.com