

PMEX UPDATE (Morning)

WTI \$77.42 ▼ -1.4%	SELL <table border="1"> <tr> <th>Entry</th> <th>Stoploss</th> <th>Take Profit</th> </tr> <tr> <td>78.50</td> <td>79.57</td> <td>75.80</td> </tr> </table>	Entry	Stoploss	Take Profit	78.50	79.57	75.80	GAS \$6.86 ▲ 1.5%	SELL <table border="1"> <tr> <th>Entry</th> <th>Stoploss</th> <th>Take Profit</th> </tr> <tr> <td>6.953</td> <td>7.081</td> <td>6.684</td> </tr> </table>	Entry	Stoploss	Take Profit	6.953	7.081	6.684	GOLD \$1,632 ▼ -0.3%	SELL <table border="1"> <tr> <th>Entry</th> <th>Stoploss</th> <th>Take Profit</th> </tr> <tr> <td>1,636.50</td> <td>1,642.70</td> <td>1,615.00</td> </tr> </table>	Entry	Stoploss	Take Profit	1,636.50	1,642.70	1,615.00
Entry	Stoploss	Take Profit																					
78.50	79.57	75.80																					
Entry	Stoploss	Take Profit																					
6.953	7.081	6.684																					
Entry	Stoploss	Take Profit																					
1,636.50	1,642.70	1,615.00																					
SILVER \$18.16 ▼ -1.0%	SELL <table border="1"> <tr> <th>Entry</th> <th>Stoploss</th> <th>Take Profit</th> </tr> <tr> <td>18.29</td> <td>18.43</td> <td>17.87</td> </tr> </table>	Entry	Stoploss	Take Profit	18.29	18.43	17.87	PLATINUM \$836.35 ▼ -0.6%	SELL <table border="1"> <tr> <th>Entry</th> <th>Stoploss</th> <th>Take Profit</th> </tr> <tr> <td>842.90</td> <td>849.94</td> <td>822.00</td> </tr> </table>	Entry	Stoploss	Take Profit	842.90	849.94	822.00	COPPER \$3.26 ▼ -1.0%	SELL <table border="1"> <tr> <th>Entry</th> <th>Stoploss</th> <th>Take Profit</th> </tr> <tr> <td>3.27</td> <td>3.30</td> <td>3.19</td> </tr> </table>	Entry	Stoploss	Take Profit	3.27	3.30	3.19
Entry	Stoploss	Take Profit																					
18.29	18.43	17.87																					
Entry	Stoploss	Take Profit																					
842.90	849.94	822.00																					
Entry	Stoploss	Take Profit																					
3.27	3.30	3.19																					
DOW JONES 29,049 ▼ -0.5%	SELL <table border="1"> <tr> <th>Entry</th> <th>Stoploss</th> <th>Take Profit</th> </tr> <tr> <td>29,190</td> <td>29,335</td> <td>28,750</td> </tr> </table>	Entry	Stoploss	Take Profit	29,190	29,335	28,750	S&P 500 3,637 ▼ -0.7%	SELL <table border="1"> <tr> <th>Entry</th> <th>Stoploss</th> <th>Take Profit</th> </tr> <tr> <td>3,646</td> <td>3,668</td> <td>3,600</td> </tr> </table>	Entry	Stoploss	Take Profit	3,646	3,668	3,600	NASDAQ 100 11,230 ▼ -0.9%	SELL <table border="1"> <tr> <th>Entry</th> <th>Stoploss</th> <th>Take Profit</th> </tr> <tr> <td>11,305</td> <td>11,395</td> <td>11,000</td> </tr> </table>	Entry	Stoploss	Take Profit	11,305	11,395	11,000
Entry	Stoploss	Take Profit																					
29,190	29,335	28,750																					
Entry	Stoploss	Take Profit																					
3,646	3,668	3,600																					
Entry	Stoploss	Take Profit																					
11,305	11,395	11,000																					
USD-JPY ¥144.74 ▼ -0.0%	BUY <table border="1"> <tr> <th>Entry</th> <th>Stoploss</th> <th>Take Profit</th> </tr> <tr> <td>144.27</td> <td>143.83</td> <td>145.75</td> </tr> </table>	Entry	Stoploss	Take Profit	144.27	143.83	145.75	EUR-USD \$0.9556 ▼ -0.4%	SELL <table border="1"> <tr> <th>Entry</th> <th>Stoploss</th> <th>Take Profit</th> </tr> <tr> <td>0.9575</td> <td>0.9601</td> <td>0.9520</td> </tr> </table>	Entry	Stoploss	Take Profit	0.9575	0.9601	0.9520	GBP-USD \$1.0655 ▼ -0.7%	SELL <table border="1"> <tr> <th>Entry</th> <th>Stoploss</th> <th>Take Profit</th> </tr> <tr> <td>1.0699</td> <td>1.0740</td> <td>1.0496</td> </tr> </table>	Entry	Stoploss	Take Profit	1.0699	1.0740	1.0496
Entry	Stoploss	Take Profit																					
144.27	143.83	145.75																					
Entry	Stoploss	Take Profit																					
0.9575	0.9601	0.9520																					
Entry	Stoploss	Take Profit																					
1.0699	1.0740	1.0496																					

Major Headlines

Oil Rebound Stalls as Recession Fears Outweigh Supply Crunch
 A rebound in oil prices appeared to be running out of fuel on Wednesday as fears of slowing short-term demand offset a potential supply shortage stemming from OPEC production cuts and a hurricane in the Gulf of Mexico. Prices remained close to eight-month lows, as rising interest rates and [see more...](#)

Gold, Copper Prices Move Little Amid Growing Economic Jitters

Gold and copper prices were little changed on Wednesday as the dollar remained pinned to 20-year highs amid growing concerns over a looming economic slowdown. Spot gold was largely unchanged from its previous close at \$1,628.67 [see more...](#)

Dow Futures Tick Higher as Indices Continue Historic Rout
 U.S. stock futures were trading slightly higher during Tuesday's evening deals, after major benchmark indices continued to fall on slowing global growth concerns and higher interest rates, with the S&P 500 trading at fresh yearly lows while the Dow Jones Industrial Average officially [see more...](#)

USD/JPY Price Analysis: Bears eye a break of key lower timeframe structures

USD/JPY bulls have taken the price towards the 145 area as the US dollar continues to attract a bid. On a longer-term basis, the price is technically bullish as per the following analysis from the daily time frame. However, should [see more...](#)

EUR/USD Price Analysis: Dribbles on the way to 0.9465
 EUR/USD flirts with the 0.9600 threshold after a six-day downtrend that refreshed the 20-year low. Even so, the major currency pair remains inside a bearish chart pattern and keeps the sellers hopeful during Wednesday's Asian session. That said, the six-week-old downward sloping trend [see more...](#)

GBP/USD drops back below 1.0700 on UK's economic woes, BOE, Fed chatters eyed

GBP/USD resumes a downtrend, after a brief pause on flashing the record low, as the cable bears cheer the UK's economic hardships and the upbeat catalysts for the US dollar. That said, the quote refreshed intraday low to [see more...](#)

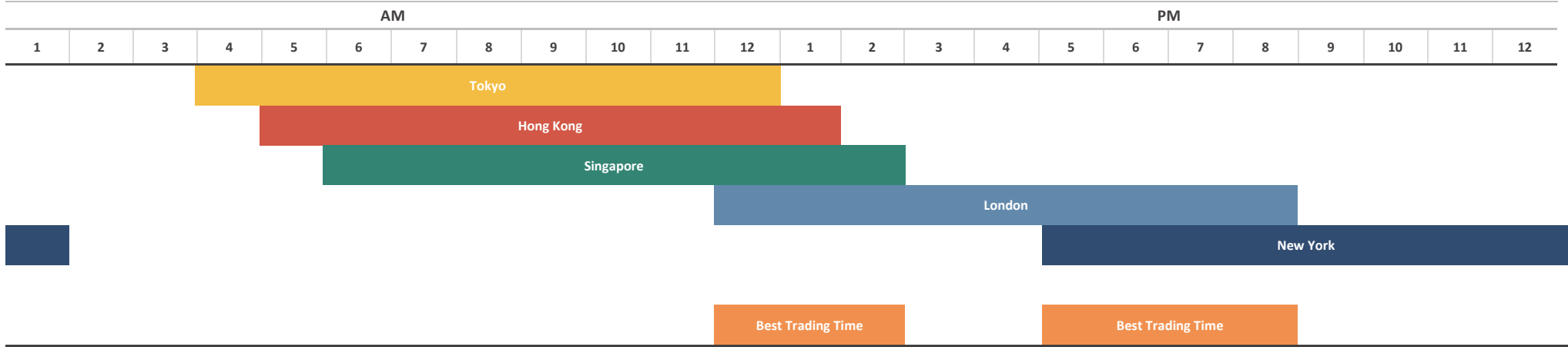
FOREX MARKET'S STATISTICS

Event	Dates	Time	Currency	Importance	Actual	Forecast	Previous
German GDP (QoQ) (Q3)	26-Sep-22	11:00 AM	EUR	High Volatility		0.1%	0.1%
German Ifo Business Climate Index (Sep)	26-Sep-22	1:00 PM	EUR	High Volatility	84.3	87.0	88.6
ECB President Lagarde Speaks	26-Sep-22	6:00 PM	EUR	High Volatility			
Fed Chair Powell Speaks	27-Sep-22	4:30 PM	CNY	High Volatility			
ECB President Lagarde Speaks	27-Sep-22	4:30 PM	AUD	High Volatility			
Core Durable Goods Orders (MoM) (Aug)	27-Sep-22	5:30 PM	USD	High Volatility	0.2%	0.2%	0.2%
CB Consumer Confidence (Sep)	27-Sep-22	7:00 PM	CAD	High Volatility	108.0	104.5	103.6
New Home Sales (Aug)	27-Sep-22	7:00 PM	EUR	High Volatility	685K	500K	532K
Retail Sales (MoM) (Aug)	28-Sep-22	6:30 AM	AUD	High Volatility	0.60%	0.4%	1.3%
ECB President Lagarde Speaks	28-Sep-22	12:15 PM	EUR	High Volatility			
Pending Home Sales (MoM) (Aug)	28-Sep-22	7:00 PM	USD	High Volatility		-1.0%	-1.0%
Fed Chair Powell Speaks	28-Sep-22	7:15 PM	USD	High Volatility			
Crude Oil Inventories	28-Sep-22	7:30 PM	USD	High Volatility			1.142M
BoJ Monetary Policy Statement	29-Sep-22	5:30 PM	USD	High Volatility		-0.6%	-0.6%
BoJ Press Conference	29-Sep-22	5:30 PM	USD	High Volatility		215K	213K
SNB Interest Rate Decision (Q3)	29-Sep-22	5:30 PM	CAD	High Volatility		-0.10%	0.10%
SNB Monetary Policy Assessment	29-Sep-22	6:00 PM	NZD	High Volatility			
Manufacturing PMI (Sep)	30-Sep-22	6:30 AM	CNY	High Volatility		49.2	49.4
Caixin Manufacturing PMI (Sep)	30-Sep-22	6:45 AM	CNY	High Volatility		50.2	49.5
Interest Rate Decision	30-Sep-22	9:30 AM	INR	High Volatility		5.90%	5.40%
GDP (QoQ)	30-Sep-22	11:00 AM	GBP	High Volatility			-0.1%
GDP (YoY)	30-Sep-22	11:00 AM	GBP	High Volatility			2.3%
German Unemployment Change (Sep)	30-Sep-22	12:55 PM	EUR	High Volatility		20K	28K
CPI (YoY) (Sep)	30-Sep-22	2:00 PM	EUR	High Volatility		9.6%	9.1%
Core PCE Price Index (MoM) (Aug)	30-Sep-22	5:30 PM	USD	High Volatility		0.4%	0.1%

Source: Investing.com

DISCLAIMER

Forex Market Hours

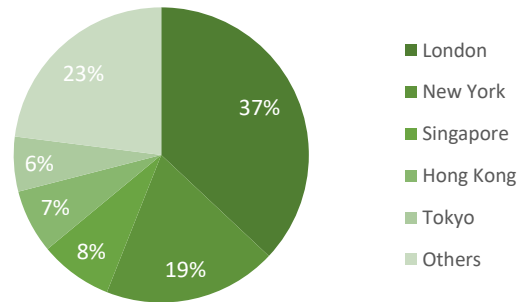


Note: This chart shows the normal forex trading times of all the major forex trading centers across the globe in Pakistan Standard Time.

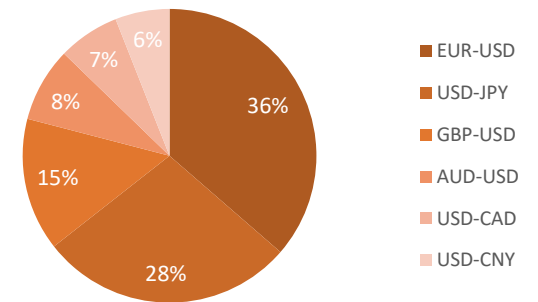
Forex Turnover by Counterparty



Markets' Share in Total Forex Turnover



Most Traded Currency Pairs



Sources: ACPL Research, Forexmarkethours, Dailyfx, Ig

DISCLAIMER

This report has been prepared by Abbasi and Company (Private) Limited and is provided for information purposes only. Abbasi and Company (Private) Limited (ACPL) is engaged in brokerage business of commodities futures in Pakistan and to provide the trading/ execution facility on Pakistan Mercantile Exchange (PMEX). There is risk of loss in trading in derivatives (futures). The author, directors and other employees of Abbasi and Company (Private) Limited and its affiliates cannot be held responsible for any loss in trading. Futures; futures on margin carries a high level of risk and may not be suitable for all investors. The high degree of leverage can work against the investor/ traders. Before deciding to invest in Commodity derivatives, you should carefully consider your investment objectives, level of experience, and risk appetite. The possibility exists that you could sustain a loss of some or all of your initial investment and therefore you should not invest money that you cannot afford to lose. You should be aware of all the risks associated with futures trading in commodities and other financial products. We take no responsibility for any loss made in investment on any instruments through us. In any event Abbasi and Company (Private) Limited, its affiliates, agents will not be liable to anyone for any decision made or action taken for investment/ trading. Abbasi and Company (Private) Limited, its affiliates, directors and employees cannot be held responsible for any loss in trading due to any problem in connectivity; failure of system; technical problem in the software or any other reason whatever.

All the reports/ recommendations/ trading calls/ opinions are advisory in nature and contains the opinions of the author, which are not to be construed as investment advices. The author, directors and other employees of Abbasi and Company (Private) Limited and its affiliates cannot be held responsible for the accuracy of the information presented herein or for the results of the positions taken based on the opinions expressed in the reports/ views from Abbasi and Company (Private) Limited. All the views/ recommendations/ trading calls and opinions are based on the information, which are believed to be accurate and no assurance can be given for the accuracy of these information.

Derivatives trading involve substantial risk. The valuation of the underlying may fluctuate, and as a result, clients may lose their entire original investment. In no event should the content of this research report be construed as an express or an implied promise, guarantee or implication by, or from, Abbasi and Company (Private) Limited that you will profit or that losses can, or will be, limited in any manner whatsoever. Past results are no indication of future performance. The information provided in this report is intended solely for informative purposes and is obtained from sources believed to be reliable. Information is in no way guaranteed. No guarantee of any kind is implied or possible where projections of future conditions are attempted. Investments in securities market are subject to market risks, read all the related documents carefully before investing.

All rights reserved by Abbasi and Company (Private) Limited. This report or any portion hereof may not be reproduced, distributed, or published by any person for any purpose whatsoever. Nor can it be sent to a third party without prior consent of Abbasi and Company (Private) Limited. Action could be taken for unauthorized reproduction, distribution, or publication.

The research analyst, primarily involved in the preparation of this report, certifies that (1) the views expressed in this report accurately reflect his/her personal views about the subject commodity/index /currency pair and (2) no part of his/her compensation was, is or will be directly or indirectly related to the specific recommendations or views expressed in this report.

DISCLOSURE

Following exchange rates are used to convert investment and profit values:

- USD/PKR: 234.50
- JPY/PKR: 1.62

To arrive at our Target Price, Abbasi & Company (Private) Limited uses following methods:

- Technical Analysis
- Fundamental Analysis

Furthermore, profit and returns are inclusive of all expenses including PMEX Fee, ACPL Fee & Sales Tax

RESEARCH DISSEMINATION POLICY

Abbasi & Company (Private) Limited endeavors to make all reasonable efforts to disseminate research to all eligible clients in a timely manner through either physical or electronic distribution such as email, fax mail etc. Nevertheless, all clients may not receive the material at the same time.

PREPARED BY

Irfan Shahzad
Phone: (+92) 42 38302028
Ext: 116
Email: salman@abbasiandcompany.com

RESEARCH DEPARTMENT

6 - Shadman, Lahore
Phone: (+92) 42 38302028; Ext: 116, 117
Email: research@abbasiandcompany.com
web: www.abbasiandcompany.com

HEAD OFFICE

6 - Shadman, Lahore
Phone: (+92) 42 38302028
Email: support@abbasiandcompany.com
web: www.abbasiandcompany.com