

PMEX UPDATE (Morning)

WTI \$88.06 ▲ 0.2%	BUY Entry: 87.60 Stoploss: 86.42 Take Profit: 90.40	GAS \$6.18 ▼ -0.4%	BUY Entry: 6.100 Stoploss: 5.987 Take Profit: 6.425	GOLD \$1,669 ▼ -0.0%	BUY Entry: 1,665.00 Stoploss: 1,658.74 Take Profit: 1,680.00
SILVER \$19.47 ▼ -0.1%	BUY Entry: 19.36 Stoploss: 19.19 Take Profit: 19.79	PLATINUM \$954.10 ▼ -0.6%	BUY Entry: 948.00 Stoploss: 940.44 Take Profit: 967.00	COPPER \$3.53 ▼ -0.4%	BUY Entry: 3.51 Stoploss: 3.48 Take Profit: 3.59
DOW JONES 32,007 ▲ 0.4%	BUY Entry: 31,880 Stoploss: 31,713 Take Profit: 32,260	S&P 500 3,855 ▲ 0.4%	BUY Entry: 3,841 Stoploss: 3,818 Take Profit: 3,890	NASDAQ 100 11,478 ▲ 0.3%	BUY Entry: 11,458 Stoploss: 11,367 Take Profit: 11,680
USD-JPY ¥146.19 ▼ -0.1%	SELL Entry: 146.65 Stoploss: 147.04 Take Profit: 145.52	EUR-USD \$1.0071 ▼ -0.1%	BUY Entry: 1.0040 Stoploss: 1.0014 Take Profit: 1.0126	GBP-USD \$1.1619 ▼ -0.1%	BUY Entry: 1.1582 Stoploss: 1.1539 Take Profit: 1.1690

Major Headlines

Oil prices continue climb on strong crude demand, weaker dollar

Oil prices continued to rise in early Asian trade on Thursday after surging more than 3% in the previous session, driven by record U.S. crude exports and a weaker U.S. dollar. Brent crude futures rose 25 cents, or 0.3%, to \$95.94 a barrel [see more...](#)

Gold Hits 2-Week High, Copper Firms as Dollar Retreats

Gold prices traded near their highest level in two weeks on Thursday, with metal markets rallying as the dollar retreated on growing expectations that the Federal Reserve will soften its hawkish stance this year. Spot gold rose 0.1% to \$1,666.79 an ounce, briefly hitting an over two-week high of [see more...](#)

Dow Ends Flat as Google, Microsoft Lead Rout in Big Tech

The Dow closed flat Wednesday, weighed down by a rout in Microsoft and Alphabet following underwhelming quarterly results. The Dow Jones Industrial Average rose 0.01% or 2 points, the Nasdaq was down 2%, and the S&P 500 fell 0.74%. Alphabet (NASDAQ:GOOGL) fell more than 9% after its [see more...](#)

USD/JPY drops to 146.00 amid sluggish DXY, BOJ policy grabs attention

The USD/JPY pair has dropped sharply to 146.00 in the Asian session, following the bearish cues from the US dollar index (DXY). The asset has continued its two-day losing streak after surrendering Wednesday's low at 146.22. The major is [see more...](#)

EUR/USD stays in a rangebound structure below 1.0100 ahead of ECB policy/US GDP

The EUR/USD pair has extended its lackluster performance in the Tokyo session as investors are awaiting the announcement of the interest rate decision by the European Central Bank (ECB). In addition to the ECB policy, the [see more...](#)

GBP/USD advances towards 1.1700 on novel UK leadership-infused optimism, US GDP eyed

The GBP/USD pair is marching toward the round-level resistance of 1.1700 in the Tokyo session. The cable has recorded a fresh six-week high at 1.1639 and is eyeing more upside led by upbeat market sentiment and optimism [see more...](#)

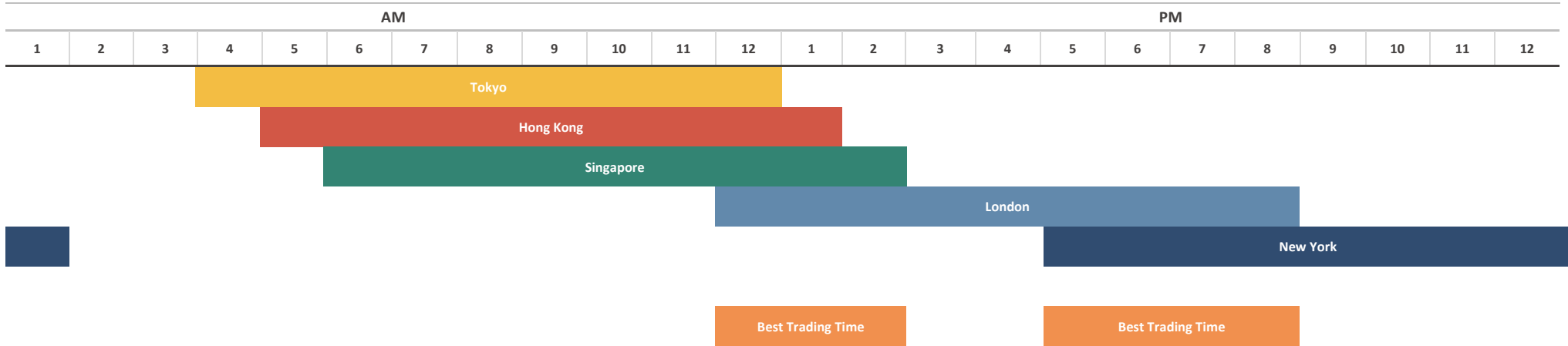
ECONOMIC CALENDAR

Event	Dates	Time	Currency	Importance	Actual	Forecast	Previous
GDP (YoY) (Q3)	24-Oct-22	7:00 AM	CNY	High Volatility	3.9%	3.4%	0.4%
Industrial Production (YoY) (Sep)	24-Oct-22	7:00 AM	CNY	High Volatility	6.3%	4.5%	4.2%
German Manufacturing PMI (Oct)	24-Oct-22	12:30 PM	EUR	High Volatility	45.7%	47.0	47.8
Composite PMI	24-Oct-22	1:30 PM	GBP	High Volatility	47.2	48.1	49.1
Manufacturing PMI	24-Oct-22	1:30 PM	GBP	High Volatility	45.8	48.0	48.4
Services PMI	24-Oct-22	1:30 PM	GBP	High Volatility	47.5	49.6	50.0
German Ifo Business Climate Index (Oct)	25-Oct-22	1:00 PM	EUR	High Volatility	84.3	83.3	84.4
CB Consumer Confidence (Oct)	25-Oct-22	7:00 PM	USD	High Volatility	102.5	106.5	107.8
CPI (QoQ) (Q3)	26-Oct-22	5:30 AM	AUD	High Volatility	1.8%	1.6%	1.8%
New Home Sales (Sep)	26-Oct-22	7:00 PM	USD	High Volatility	603K	590K	677K
BoC Monetary Policy Report	26-Oct-22	7:00 PM	CAD	High Volatility			
BoC Interest Rate Decision	26-Oct-22	7:00 PM	CAD	High Volatility	3.75%	4.00%	3.25%
Crude Oil Inventories	26-Oct-22	7:30 PM	USD	High Volatility	2.588M	1.380M	-1.725M
BOC Press Conference	26-Oct-22	8:00 PM	CAD	High Volatility			
BoJ Outlook Report (YoY)	27-Oct-22	8:00 AM	JPY	High Volatility			
Deposit Facility Rate (Oct)	27-Oct-22	5:15 PM	EUR	High Volatility		1.50%	0.75%
ECB Marginal Lending Facility	27-Oct-22	5:15 PM	EUR	High Volatility			1.50%
ECB Monetary Policy Statement	27-Oct-22	5:15 PM	EUR	High Volatility			
ECB Interest Rate Decision (Oct)	27-Oct-22	5:15 PM	EUR	High Volatility		2.00%	1.25%
Core Durable Goods Orders (MoM) (Sep)	27-Oct-22	5:30 PM	USD	High Volatility		0.2%	0.3%
GDP (QoQ) (Q3)	27-Oct-22	5:30 PM	USD	High Volatility		2.1%	-0.6%
Initial Jobless Claims	27-Oct-22	5:30 PM	USD	High Volatility		223K	214K
ECB Press Conference	27-Oct-22	5:45 PM	EUR	High Volatility			
ECB President Lagarde Speaks	27-Oct-22	7:15 PM	EUR	High Volatility			
BoJ Monetary Policy Statement	28-Oct-22	Tentative	JPY	High Volatility			
BoJ Outlook Report (YoY)	28-Oct-22	Tentative	JPY	High Volatility			
BoJ Press Conference	28-Oct-22	Tentative	JPY	High Volatility			
German CPI (YoY) (Oct)	28-Oct-22	1:00 PM	EUR	High Volatility		10.1%	10.0%
German GDP (QoQ) (Q3)	28-Oct-22	1:00 PM	EUR	High Volatility		-0.2%	0.1%
Interest Rate Decision (Oct)	28-Oct-22	3:30 PM	RUB	High Volatility		7.50%	7.50%
Core PCE Price Index (MoM) (Sep)	28-Oct-22	5:30 PM	USD	High Volatility		0.5%	0.6%
GDP (MoM) (Aug)	28-Oct-22	5:30 PM	CAD	High Volatility		0.1%	0.1%
Pending Home Sales (MoM) (Sep)	28-Oct-22	7:00 PM	USD	High Volatility		-5.0%	-2.0%

Source: Investing.com

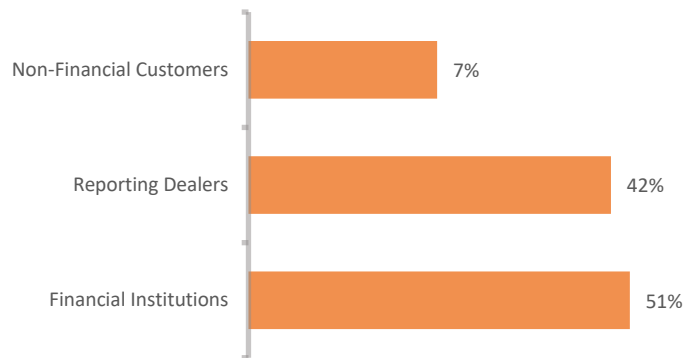
FOREX MARKET'S STATISTICS

Forex Market Hours

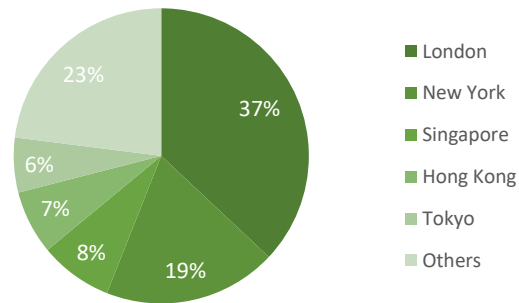


Note: This chart shows the normal forex trading times of all the major forex trading centers across the globe in Pakistan Standard Time.

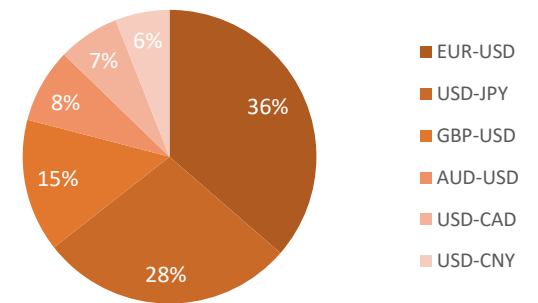
Forex Turnover by Counterparty



Markets' Share in Total Forex Turnover



Most Traded Currency Pairs



Sources: ACPL Research, Forexmarkethours, Dailyfx, Ig

FOREX MARKET'S STATISTICS

This report has been prepared by Abbasi and Company (Private) Limited and is provided for information purposes only. Abbasi and Company (Private) Limited (ACPL) is engaged in brokerage business of commodities futures in Pakistan and to provide the trading/ execution facility on Pakistan Mercantile Exchange (PMEX). There is risk of loss in trading in derivatives (futures). The author, directors and other employees of Abbasi and Company (Private) Limited and its affiliates cannot be held responsible for any loss in trading. Futures; futures on margin carries a high level of risk and may not be suitable for all investors. The high degree of leverage can work against the investor/ traders. Before deciding to invest in Commodity derivatives, you should carefully consider your investment objectives, level of experience, and risk appetite. The possibility exists that you could sustain a loss of some or all of your initial investment and therefore you should not invest money that you cannot afford to lose. You should be aware of all the risks associated with futures trading in commodities and other financial products. We take no responsibility for any loss made in investment on any instruments through us. In any event Abbasi and Company (Private) Limited, its affiliates, agents will not be liable to anyone for any decision made or action taken for investment/ trading. Abbasi and Company (Private) Limited, its affiliates, directors and employees cannot be held responsible for any loss in trading due to any problem in connectivity; failure of system; technical problem in the software or any other reason whatever.

All the reports/ recommendations/ trading calls/ opinions are advisory in nature and contains the opinions of the author, which are not to be construed as investment advices. The author, directors and other employees of Abbasi and Company (Private) Limited and its affiliates cannot be held responsible for the accuracy of the information presented herein or for the results of the positions taken based on the opinions expressed in the reports/ views from Abbasi and Company (Private) Limited. All the views/ recommendations/ trading calls and opinions are based on the information, which are believed to be accurate and no assurance can be given for the accuracy of these information.

Derivatives trading involve substantial risk. The valuation of the underlying may fluctuate, and as a result, clients may lose their entire original investment. In no event should the content of this research report be construed as an express or an implied promise, guarantee or implication by, or from, Abbasi and Company (Private) Limited that you will profit or that losses can, or will be, limited in any manner whatsoever. Past results are no indication of future performance. The information provided in this report is intended solely for informative purposes and is obtained from sources believed to be reliable. Information is in no way guaranteed. No guarantee of any kind is implied or possible where projections of future conditions are attempted. Investments in securities market are subject to market risks, read all the related documents carefully before investing.

All rights reserved by Abbasi and Company (Private) Limited. This report or any portion hereof may not be reproduced, distributed, or published by any person for any purpose whatsoever. Nor can it be sent to a third party without prior consent of Abbasi and Company (Private) Limited. Action could be taken for unauthorized reproduction, distribution, or publication.

The research analyst, primarily involved in the preparation of this report, certifies that (1) the views expressed in this report accurately reflect his/her personal views about the subject commodity/index /currency pair and (2) no part of his/her compensation was, is or will be directly or indirectly related to the specific recommendations or views expressed in this report.

DISCLOSURE

Following exchange rates are used to convert investment and profit values:

- USD/PKR: 220.5
- JPY/PKR: 1.49

To arrive at our Target Price, Abbasi & Company (Private) Limited uses following methods:

- Technical Analysis
- Fundamental Analysis

Furthermore, profit and returns are inclusive of all expenses including PMEX Fee, ACPL Fee & Sales Tax

RESEARCH DISSEMINATION POLICY

Abbasi & Company (Private) Limited endeavors to make all reasonable efforts to disseminate research to all eligible clients in a timely manner through either physical or electronic distribution such as email, fax mail etc. Nevertheless, all clients may not receive the material at the same time.

PREPARED BY

Muhammad Salman
Phone: (+92) 42 38302028
Ext: 116
Email: salman@abbasiandcompany.com

RESEARCH DEPARTMENT

6 - Shadman, Lahore
Phone: (+92) 42 38302028; Ext: 116, 117
Email: research@abbasiandcompany.com
web: www.abbasiandcompany.com

HEAD OFFICE

6 - Shadman, Lahore
Phone: (+92) 42 38302028
Email: support@abbasiandcompany.com
web: www.abbasiandcompany.com