

PMEX UPDATE (Morning)

WTI \$79.35 ▲ 2.4%	BUY Entry: 79.28 Stoploss: 78.31 Take Profit: 80.45	BRENT \$84.29 -	BUY Entry: 83.77 Stoploss: 82.78 Take Profit: 85.70	GAS \$5.02 ▲ 1.8%	SELL Entry: 5.136 Stoploss: 5.261 Take Profit: 4.797
GOLD \$1,806.00 ▲ 0.6%	BUY Entry: 1,799.04 Stoploss: 1,791.47 Take Profit: 1,817.64	PLATINUM \$1,035.50 ▲ 4.5%	BUY Entry: 1,031.76 Stoploss: 1,023.50 Take Profit: 1,048.07	SILVER \$23.92 ▲ 1.3%	BUY Entry: 23.74 Stoploss: 23.53 Take Profit: 24.48
COPPER \$3.81 ▲ 1.5%	BUY Entry: 3.80 Stoploss: 3.77 Take Profit: 3.85	COTTON \$85.17 ▲ 1.0%	BUY Entry: 84.38 Stoploss: 83.85 Take Profit: 86.78	DOW JONES 33352.00 ▲ 0.4%	SELL Entry: 33,475.40 Stoploss: 33,638.95 Take Profit: 33,071.57
S&P 500 3868.25 ▲ 0.5%	SELL Entry: 3,884.12 Stoploss: 3,907.56 Take Profit: 3,823.89	NASDAQ 100 11067.00 ▲ 0.1%	SELL Entry: 11,141.31 Stoploss: 11,230.55 Take Profit: 10,875.65	AUS-USD \$0.6694 ▼ -0.3%	SELL Entry: 0.6711 Stoploss: 0.6736 Take Profit: 0.6677
JPY-USD ¥ 132.46 ▼ -0.2%	SELL Entry: 133.37 Stoploss: 134.02 Take Profit: 130.62	EUR-USD \$1.0620 ▲ 0.1%	BUY Entry: 1.0588 Stoploss: 1.0560 Take Profit: 1.0680	GBP-USD \$1.2069 ▲ 0.1%	BUY Entry: 1.2042 Stoploss: 1.1998 Take Profit: 1.2137

Major Headlines

Oil prices in weekly win on tighter supply bets as Russia mulls output cuts

U.S. crude oil prices settled higher Friday, as Moscow said it may cut oil production to offset price caps on Russian [see more...](#)

Gold futures remain above \$1800 as spot gold still attempts to breach that key level

As of 4:55 PM EST gold futures basis, the most active February 2023 contract is fixed at \$1805.90 after factoring in a [see more...](#)

Dow ends higher in choppy week as earnings, Fed worries sway

The Dow closed higher Friday, ending a turbulent week of wild swings as mixed quarterly earnings and the Fed's [see more...](#)

USD/JPY jumps to highest in three days above 133.00 boosted by US Treasury yields

The USD/JPY broke above 132.80 and climbed to 133.15, reaching the highest level since Tuesday. US Treasury [see more...](#)

EUR/USD maintains its bid tone above 1.0600, moves little post-US macro data

The EUR/USD pair holds comfortably above the 1.0600 round-figure mark through the early North American [see more...](#)

GBP/USD Price analysis: struggling to retain the green above 1.2000

Following a short-lived slide to 1.2022, a fresh daily low, GBP/USD trimmed losses and flirted with daily highs. [see more...](#)

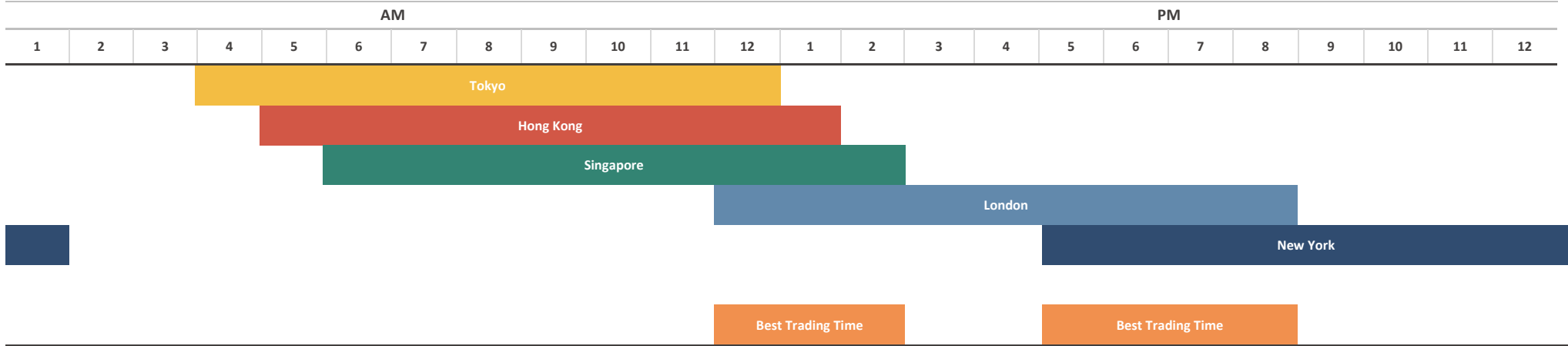
ECONOMIC CALENDAR

Event	Dates	Time	Currency	Importance	Actual	Forecast	Previous
United States - Christmas	26-Dec-22	All Day		Holiday			
Singapore - Christmas	26-Dec-22	All Day		Holiday			
Hong Kong - Christmas	26-Dec-22	All Day		Holiday			
Canada - Christmas	26-Dec-22	All Day		Holiday			
Switzerland - St. Stephen's Day	26-Dec-22	All Day		Holiday			
Italy - St. Stephen's Day	26-Dec-22	All Day		Holiday			
Spain - St. Stephen's Day	26-Dec-22	All Day		Holiday			
United Kingdom - Boxing Day	26-Dec-22	All Day		Holiday			
Germany - Boxing Day	26-Dec-22	All Day		Holiday			
France - Boxing Day	26-Dec-22	All Day		Holiday			
Australia - Boxing Day	26-Dec-22	All Day		Holiday			
New Zealand - Boxing Day	26-Dec-22	All Day		Holiday			
United Kingdom - Christmas	27-Dec-22	All Day		Holiday			
Australia - Christmas	27-Dec-22	All Day		Holiday			
Hong Kong - Christmas	27-Dec-22	All Day		Holiday			
New Zealand - Christmas	27-Dec-22	All Day		Holiday			
Canada - Boxing Day	27-Dec-22	All Day		Holiday			
Pending Home Sales (MoM) (Nov)	28-Dec-22	8:00 PM	USD	High Volatility		-1.0%	-4.6%
Initial Jobless Claims	29-Dec-22	6:30 PM	USD	High Volatility		225K	216K
Crude Oil Inventories	29-Dec-22	9:00 PM	USD	High Volatility		-1.657M	-5.894M
Brazil - Market Holiday	30-Dec-22	All Day		Holiday			
South Korea - End of year	30-Dec-22	All Day		Holiday			
United Kingdom - New Year's Day - Early close at 12:30	30-Dec-22	12:30 PM		Holiday			
New Zealand - New Year's Day - Early close at 12:45	30-Dec-22	12:45 PM		Holiday			
Australia - New Year's Day - Early close at 14:30	30-Dec-22	2:30 PM		Holiday			
Japan - Market Holiday	31-Dec-22	All Day		Holiday			
Manufacturing PMI (Dec)	31-Dec-22	6:30 AM	CNY	High Volatility		49.0	48.0

Source: Investing.com

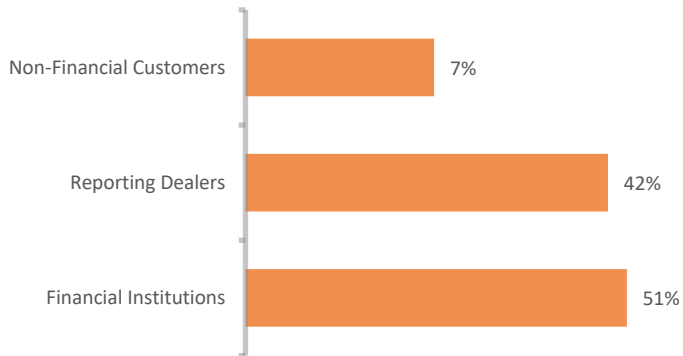
FOREX MARKET'S STATISTICS

Forex Market Hours

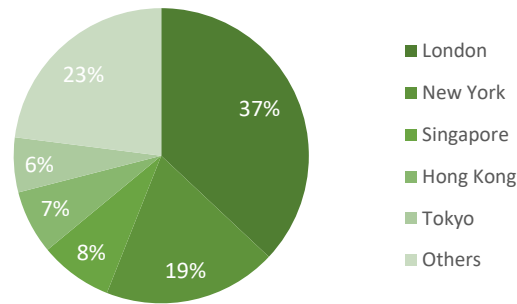


Note: This chart shows the normal forex trading times of all the major forex trading centers across the globe in Pakistan Standard Time.

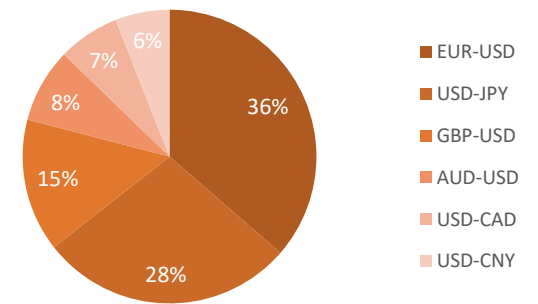
Forex Turnover by Counterparty



Markets' Share in Total Forex Turnover



Most Traded Currency Pairs



Sources: ACPL Research, Forexmarkethours, Dailyfx, Ig

DISCLAIMER

This report has been prepared by Abbasi and Company (Private) Limited and is provided for information purposes only. Abbasi and Company (Private) Limited (ACPL) is engaged in brokerage business of commodities futures in Pakistan and to provide the trading/ execution facility on Pakistan Mercantile Exchange (PMEX). There is risk of loss in trading in derivatives (futures). The author, directors and other employees of Abbasi and Company (Private) Limited and its affiliates cannot be held responsible for any loss in trading. Futures; futures on margin carries a high level of risk and may not be suitable for all investors. The high degree of leverage can work against the investor/ traders. Before deciding to invest in Commodity derivatives, you should carefully consider your investment objectives, level of experience, and risk appetite. The possibility exists that you could sustain a loss of some or all of your initial investment and therefore you should not invest money that you cannot afford to lose. You should be aware of all the risks associated with futures trading in commodities and other financial products. We take no responsibility for any loss made in investment on any instruments through us. In any event Abbasi and Company (Private) Limited, its affiliates, agents will not be liable to anyone for any decision made or action taken for investment/ trading. Abbasi and Company (Private) Limited, its affiliates, directors and employees cannot be held responsible for any loss in trading due to any problem in connectivity; failure of system; technical problem in the software or any other reason whatever.

All the reports/ recommendations/ trading calls/ opinions are advisory in nature and contains the opinions of the author, which are not to be construed as investment advices. The author, directors and other employees of Abbasi and Company (Private) Limited and its affiliates cannot be held responsible for the accuracy of the information presented herein or for the results of the positions taken based on the opinions expressed in the reports/ views from Abbasi and Company (Private) Limited. All the views/ recommendations/ trading calls and opinions are based on the information, which are believed to be accurate and no assurance can be given for the accuracy of these information.

Derivatives trading involve substantial risk. The valuation of the underlying may fluctuate, and as a result, clients may lose their entire original investment. In no event should the content of this research report be construed as an express or an implied promise, guarantee or implication by, or from, Abbasi and Company (Private) Limited that you will profit or that losses can, or will be, limited in any manner whatsoever. Past results are no indication of future performance. The information provided in this report is intended solely for informative purposes and is obtained from sources believed to be reliable. Information is in no way guaranteed. No guarantee of any kind is implied or possible where projections of future conditions are attempted. Investments in securities market are subject to market risks, read all the related documents carefully before investing.

All rights reserved by Abbasi and Company (Private) Limited. This report or any portion hereof may not be reproduced, distributed, or published by any person for any purpose whatsoever. Nor can it be sent to a third party without prior consent of Abbasi and Company (Private) Limited. Action could be taken for unauthorized reproduction, distribution, or publication.

The research analyst, primarily involved in the preparation of this report, certifies that (1) the views expressed in this report accurately reflect his/her personal views about the subject commodity/index /currency pair and (2) no part of his/her compensation was, is or will be directly or indirectly related to the specific recommendations or views expressed in this report.

DISCLOSURE

Following exchange rates are used to convert investment and profit values:

- USD/PKR: 225.9
- JPY/PKR: 1.7

To arrive at our Target Price, Abbasi & Company (Private) Limited uses following methods:

- Technical Analysis
- Fundamental Analysis

Furthermore, profit and returns are inclusive of all expenses including PMEX Fee, ACPL Fee & Sales Tax

RESEARCH DISSEMINATION POLICY

Abbasi & Company (Private) Limited endeavors to make all reasonable efforts to disseminate research to all eligible clients in a timely manner through either physical or electronic distribution such as email, fax mail etc. Nevertheless, all clients may not receive the material at the same time.

PREPARED BY

Muhammad Salman
Phone: (+92) 42 38302028
Ext: 116
Email: salman@abbasiandcompany.com

RESEARCH DEPARTMENT

6 - Shadman, Lahore
Phone: (+92) 42 38302028; Ext: 116, 117
Email: research@abbasiandcompany.com
web: www.abbasiandcompany.com

HEAD OFFICE

6 - Shadman, Lahore
Phone: (+92) 42 38302028
Email: support@abbasiandcompany.com
web: www.abbasiandcompany.com