

PMEX UPDATE (Morning)

WTI \$84.85 ▲ 0.4%	SELL Entry: 85.60 Stoploss: 86.79 Take Profit: 82.00	GAS \$5.53 ▲ 1.6%	SELL Entry: 5.660 Stoploss: 5.774 Take Profit: 5.430	GOLD \$1,630 ▼ -0.3%	SELL Entry: 1,634.00 Stoploss: 1,640.23 Take Profit: 1,620.00
SILVER \$18.25 ▼ -0.6%	SELL Entry: 18.30 Stoploss: 18.48 Take Profit: 18.00	PLATINUM \$876.35 ▼ -0.6%	SELL Entry: 880.00 Stoploss: 887.17 Take Profit: 870.00	COPPER \$3.31 ▼ -0.5%	SELL Entry: 3.32 Stoploss: 3.35 Take Profit: 3.27
DOW JONES 30,364 ▼ -0.3%	SELL Entry: 30,520 Stoploss: 30,661 Take Profit: 30,200	S&P 500 3,683 ▼ -0.7%	SELL Entry: 3,700 Stoploss: 3,721 Take Profit: 3,660	NASDAQ 100 11,028 ▼ -1.1%	SELL Entry: 11,125 Stoploss: 11,209 Take Profit: 10,950
USD-JPY ¥149.94 ▲ 0.0%	BUY Entry: 149.60 Stoploss: 149.21 Take Profit: 150.20	EUR-USD \$0.9760 ▼ -0.1%	SELL Entry: 0.9777 Stoploss: 0.9802 Take Profit: 0.9737	GBP-USD \$1.1199 ▼ -0.1%	SELL Entry: 1.1225 Stoploss: 1.1270 Take Profit: 1.1136

Major Headlines

Oil Steady as Bulls Undeterred by Biden’s SPR Sales Plan
 Oil prices retained recent gains on Thursday as optimism over an unexpected draw in U.S. inventories offset plans by the Biden administration to release more oil from strategic reserves, although fears of sluggish global demand and a strong dollar kept sentiment cautious. [see more...](#)

Gold at three-week lows as dollar, bond yields stay elevated
 Gold prices lingered at a three-week trough on Thursday, pressured by rising U.S. dollar and Treasury yields amid worries that the Federal Reserve will persist with sharp rate hikes. U.S. economic activity expanded modestly in recent weeks, although it was flat in some regions and declined in a couple of others, the Fed said on Wednesday in a [see more...](#)

Stocks snap two-day winning streak as 10-year yield hits highest level since 2008
 Stocks moved lower on Wednesday as Wall Street struggled to extend its rally amid a sharp rise in Treasury yields. The Nasdaq Composite lost 0.85% to close at 10,680.51. The S&P 500 ticked down 0.67% to 3,695.16. The Dow [see more...](#)

Japanese Yen Traders Square Up Against MoF and BoJ as USD/JPY Targets 150
 A downbeat trading session in New York puts Asia-Pacific markets at risk, with a stronger US Dollar pressuring risk-sensitive assets. The benchmark S&P 500 Index fell 0.67%, with ten of its eleven sectors closing in the red Energy outperformed as WTI crude oil prices rose after the US [see more...](#)

EUR/USD Outlook Remains Bearish Ahead of the October ECB Meeting
 The final Eurozone CPI headline data for September indicates rising price pressures in the Euro-area which puts the ECB on edge for the upcoming policy meeting. This new norm of high prices and tighter financial conditions around the [see more...](#)

GBP/USD modest USD strength [Video]
 The GBP/USD pair remains on the defensive for the second successive day on Wednesday amid a modest pickup in demand for the US dollar. Growing acceptance that the Federal Reserve will stick to its faster rate-hiking cycle to tame inflation continues to act as a tailwind for the greenback. In fact, the CME's FedWatch tool [see more...](#)

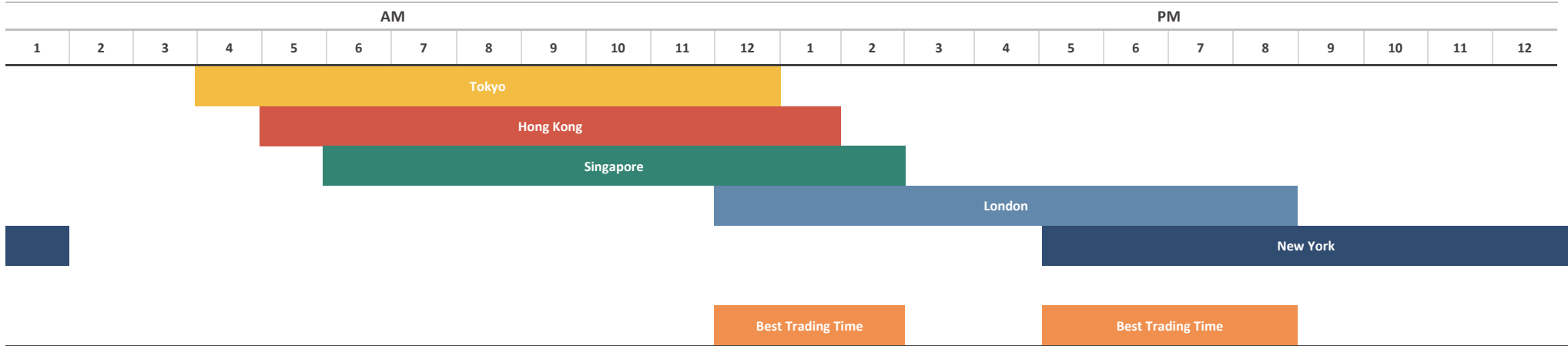
ECONOMIC CALENDAR

Event	Dates	Time	Currency	Importance	Actual	Forecast	Previous
CPI (QoQ) (Q3)	18-Oct-22	0-Jan-00	NZD	High Volatility	2.2%	1.6%	1.7%
RBA Meeting Minutes	18-Oct-22	0-Jan-00	AUD	High Volatility			
GDP (YoY) (Q3)	18-Oct-22	0-Jan-00	CNY	High Volatility		3.4%	0.4%
Industrial Production (YoY) (Sep)	18-Oct-22	7:00 AM	CNY	High Volatility		0.045	0.042
German ZEW Economic Sentiment (Oct)	18-Oct-22	2:00 PM	EUR	High Volatility	-59.2	-65.7	-61.9
CPI (YoY) (Sep)	19-Oct-22	11:00 AM	GBP	High Volatility	10.1%	10.0%	9.9%
CPI (YoY) (Sep)	19-Oct-22	2:00 PM	EUR	High Volatility	9.9%	10.0%	9.1%
Building Permits (Sep)	19-Oct-22	5:30 PM	USD	High Volatility	1.564M	1.530M	1.542M
Core CPI (MoM) (Sep)	19-Oct-22	5:30 PM	CAD	High Volatility	0.40%		0.00%
Crude Oil Inventories	19-Oct-22	7:30 PM	USD	High Volatility	-1.725M	1.380M	9.880M
Employment Change (Sep)	20-Oct-22	5:30 AM	AUD	High Volatility	0.9K	25.0K	33.5K
PBoC Loan Prime Rate	20-Oct-22	6:15 AM	CNY	High Volatility			3.7%
EU Leaders Summit	20-Oct-22	3:00 PM	EUR	High Volatility			
Initial Jobless Claims	20-Oct-22	5:30 PM	USD	High Volatility		232K	228K
Philadelphia Fed Manufacturing Index (Oct)	20-Oct-22	5:30 PM	USD	High Volatility		-500.0%	-990.0%
Existing Home Sales (Sep)	20-Oct-22	7:00 PM	USD	High Volatility		4.69M	4.80M
Retail Sales (MoM) (Sep)	21-Oct-22	11:00 AM	GBP	High Volatility		-0.5%	-1.6%
EU Leaders Summit	21-Oct-22	3:00 PM	EUR	High Volatility			
Core Retail Sales (MoM) (Aug)	21-Oct-22	5:30 PM	CAD	High Volatility		0.40%	-3.10%

Source: Investing.com

FOREX MARKET'S STATISTICS

Forex Market Hours

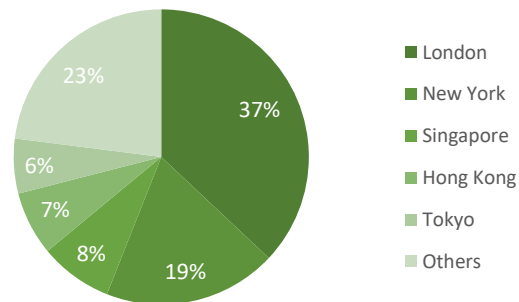


Note: This chart shows the normal forex trading times of all the major forex trading centers across the globe in Pakistan Standard Time.

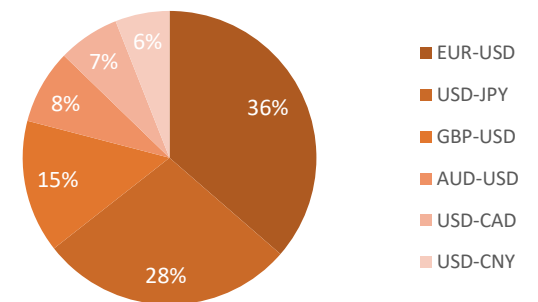
Forex Turnover by Counterparty



Markets' Share in Total Forex Turnover



Most Traded Currency Pairs



Sources: ACPL Research, Forexmarkethours, Dailyfx, Ig

FOREX MARKET'S STATISTICS

This report has been prepared by Abbasi and Company (Private) Limited and is provided for information purposes only. Abbasi and Company (Private) Limited (ACPL) is engaged in brokerage business of commodities futures in Pakistan and to provide the trading/ execution facility on Pakistan Mercantile Exchange (PMEX). There is risk of loss in trading in derivatives (futures). The author, directors and other employees of Abbasi and Company (Private) Limited and its affiliates cannot be held responsible for any loss in trading. Futures; futures on margin carries a high level of risk and may not be suitable for all investors. The high degree of leverage can work against the investor/ traders. Before deciding to invest in Commodity derivatives, you should carefully consider your investment objectives, level of experience, and risk appetite. The possibility exists that you could sustain a loss of some or all of your initial investment and therefore you should not invest money that you cannot afford to lose. You should be aware of all the risks associated with futures trading in commodities and other financial products. We take no responsibility for any loss made in investment on any instruments through us. In any event Abbasi and Company (Private) Limited, its affiliates, agents will not be liable to anyone for any decision made or action taken for investment/ trading. Abbasi and Company (Private) Limited, its affiliates, directors and employees cannot be held responsible for any loss in trading due to any problem in connectivity; failure of system; technical problem in the software or any other reason whatever.

All the reports/ recommendations/ trading calls/ opinions are advisory in nature and contains the opinions of the author, which are not to be construed as investment advices. The author, directors and other employees of Abbasi and Company (Private) Limited and its affiliates cannot be held responsible for the accuracy of the information presented herein or for the results of the positions taken based on the opinions expressed in the reports/ views from Abbasi and Company (Private) Limited. All the views/ recommendations/ trading calls and opinions are based on the information, which are believed to be accurate and no assurance can be given for the accuracy of these information.

Derivatives trading involve substantial risk. The valuation of the underlying may fluctuate, and as a result, clients may lose their entire original investment. In no event should the content of this research report be construed as an express or an implied promise, guarantee or implication by, or from, Abbasi and Company (Private) Limited that you will profit or that losses can, or will be, limited in any manner whatsoever. Past results are no indication of future performance. The information provided in this report is intended solely for informative purposes and is obtained from sources believed to be reliable. Information is in no way guaranteed. No guarantee of any kind is implied or possible where projections of future conditions are attempted. Investments in securities market are subject to market risks, read all the related documents carefully before investing.

All rights reserved by Abbasi and Company (Private) Limited. This report or any portion hereof may not be reproduced, distributed, or published by any person for any purpose whatsoever. Nor can it be sent to a third party without prior consent of Abbasi and Company (Private) Limited. Action could be taken for unauthorized reproduction, distribution, or publication.

The research analyst, primarily involved in the preparation of this report, certifies that (1) the views expressed in this report accurately reflect his/her personal views about the subject commodity/index /currency pair and (2) no part of his/her compensation was, is or will be directly or indirectly related to the specific recommendations or views expressed in this report.

DISCLOSURE

Following exchange rates are used to convert investment and profit values:

- USD/PKR: 221.35
- JPY/PKR: 1.48

To arrive at our Target Price, Abbasi & Company (Private) Limited uses following methods:

- Technical Analysis
- Fundamental Analysis

Furthermore, profit and returns are inclusive of all expenses including PMEX Fee, ACPL Fee & Sales Tax

RESEARCH DISSEMINATION POLICY

Abbasi & Company (Private) Limited endeavors to make all reasonable efforts to disseminate research to all eligible clients in a timely manner through either physical or electronic distribution such as email, fax mail etc. Nevertheless, all clients may not receive the material at the same time.

PREPARED BY

Muhammad Salman
Phone: (+92) 42 38302028
Ext: 116
Email: salman@abbasiandcompany.com

RESEARCH DEPARTMENT

6 - Shadman, Lahore
Phone: (+92) 42 38302028; Ext: 116, 117
Email: research@abbasiandcompany.com
web: www.abbasiandcompany.com

HEAD OFFICE

6 - Shadman, Lahore
Phone: (+92) 42 38302028
Email: support@abbasiandcompany.com
web: www.abbasiandcompany.com