

PMEX UPDATE (Morning)

WTI \$82.91 ▲ 1.0%	SELL Entry: 83.85 Stoploss: 85.05 Take Profit: 80.88	GAS \$5.75 ▲ 0.9%	SELL Entry: 5.828 Stoploss: 5.943 Take Profit: 5.500	GOLD \$1,654 ▼ -0.1%	SELL Entry: 1,662.50 Stoploss: 1,668.77 Take Profit: 1,648.00
SILVER \$18.64 ▲ 0.2%	SELL Entry: 18.80 Stoploss: 18.98 Take Profit: 18.38	PLATINUM \$899.90 ▼ -0.9%	SELL Entry: 903.00 Stoploss: 910.21 Take Profit: 890.00	COPPER \$3.35 ▼ -0.3%	SELL Entry: 3.36 Stoploss: 3.39 Take Profit: 3.32
DOW JONES 30,737 ▲ 0.5%	BUY Entry: 30,570 Stoploss: 30,429 Take Profit: 30,921	S&P 500 3,762 ▲ 0.8%	BUY Entry: 3,740 Stoploss: 3,719 Take Profit: 3,804	NASDAQ 100 11,334 ▲ 1.2%	BUY Entry: 11,270 Stoploss: 11,185 Take Profit: 11,536
USD-JPY ¥149.21 ▼ -0.0%	BUY Entry: 149.00 Stoploss: 148.61 Take Profit: 149.60	EUR-USD \$0.9844 ▼ -0.1%	SELL Entry: 0.9860 Stoploss: 0.9885 Take Profit: 0.9797	GBP-USD \$1.1331 ▲ 0.1%	SELL Entry: 1.1360 Stoploss: 1.1405 Take Profit: 1.1282

Major Headlines

Oil Prices Rise as Strong U.S. Demand Offsets SPR Sales Plan
 Oil prices rose on Wednesday, recovering from recent losses as signs of a bigger-than-expected draw in U.S. crude inventories offset concerns over plans by the White House to increase supply in the near-term. Data from the American Petroleum Institute showed that U.S. crude [see more...](#)

Gold Hovers Around \$1,650, Copper Hit by China Uncertainty
 Gold prices moved little on Tuesday, hovering around key support levels as the dollar retreated from recent highs, while uncertainty over weakening metal demand in China weighed on copper. Spot gold held on to mild gains from Monday, trading around \$1,650.96 an ounce, while gold futures steadied at \$1,656.20 an ounce by 19:30 ET [see more...](#)

Nasdaq futures rise for a third day as better-than-expected Netflix results keep tech gains going
 Nasdaq futures jumped Tuesday evening after the major averages posted a second straight day of gains, and Netflix reported strong earnings after the bell. Futures tied to the Nasdaq 100 added 1.2%. Dow Jones Industrial [see more...](#)

USD/JPY at risk from further BoJ intervention
 Fresh cycle highs for USD/JPY above 149 have placed the pair back on the radar for possible FX intervention from Japanese Officials (BoJ/MOF). Particularly now, as USD/JPY trades within close proximity to the psychological 150 handle. This morning we have already seen a subtle warning amid headlines that the BoJ and FSA [see more...](#)

EUR/USD eases to 0.9850 after rejection at 0.9880
 Eurodollar's recovery from last week's lows at 0.9635 has lost steam right below 0.9900 and the pair pulled back to 0.9850 on Tuesday's afternoon US Trading session. The euro, however, remains moderately positive on the daily chart. The common currency managed to extend gains in the [see more...](#)

GBP/USD Bristles for Break
 The British Pound rally against the US Dollar has been capped by a critical pivot zone for the last few weeks with the monthly range taking shape just below. The outlook for the recovery off record lows hangs in the balance. These are the updated targets and invalidation levels that matter on the GBP/USD technical charts [see more...](#)

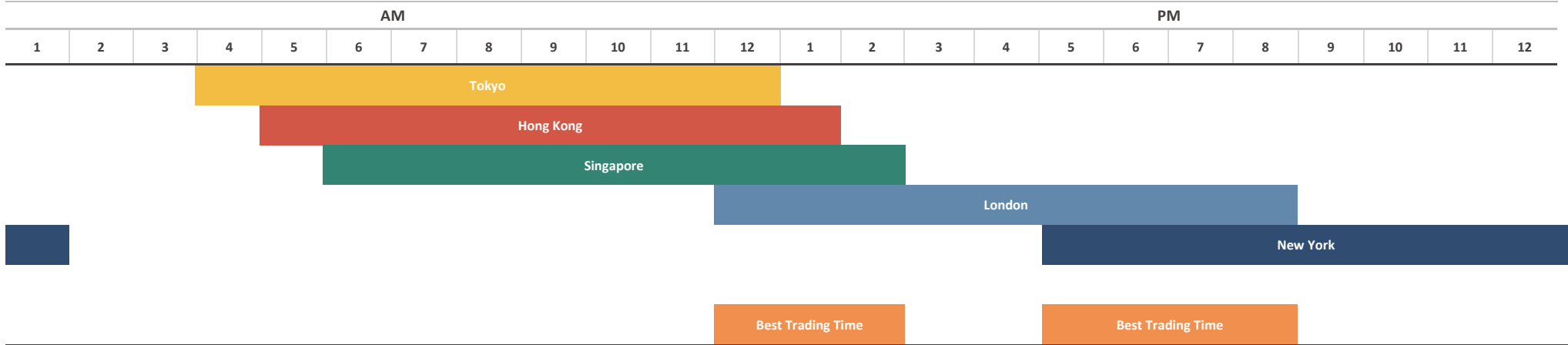
ECONOMIC CALENDAR

Event	Dates	Time	Currency	Importance	Actual	Forecast	Previous
CPI (QoQ) (Q3)	18-Oct-22	0-Jan-00	NZD	High Volatility	2.2%	1.6%	1.7%
RBA Meeting Minutes	18-Oct-22	0-Jan-00	AUD	High Volatility			
GDP (YoY) (Q3)	18-Oct-22	0-Jan-00	CNY	High Volatility		3.4%	0.4%
Industrial Production (YoY) (Sep)	18-Oct-22	7:00 AM	CNY	High Volatility		0.045	0.042
German ZEW Economic Sentiment (Oct)	18-Oct-22	2:00 PM	EUR	High Volatility	-59.2	-65.7	-61.9
CPI (YoY) (Sep)	19-Oct-22	11:00 AM	GBP	High Volatility		10.0%	9.9%
CPI (YoY) (Sep)	19-Oct-22	2:00 PM	EUR	High Volatility		10.0%	9.1%
Building Permits (Sep)	19-Oct-22	5:30 PM	USD	High Volatility		1.530M	1.542M
Core CPI (MoM) (Sep)	19-Oct-22	5:30 PM	CAD	High Volatility			0.00%
Crude Oil Inventories	19-Oct-22	7:30 PM	USD	High Volatility			9.880M
Employment Change (Sep)	20-Oct-22	5:30 AM	AUD	High Volatility		25.0K	33.5K
PBoC Loan Prime Rate	20-Oct-22	6:15 AM	CNY	High Volatility			3.7%
EU Leaders Summit	20-Oct-22	3:00 PM	EUR	High Volatility			
Initial Jobless Claims	20-Oct-22	5:30 PM	USD	High Volatility		232K	228K
Philadelphia Fed Manufacturing Index (Oct)	20-Oct-22	5:30 PM	USD	High Volatility		-500.0%	-990.0%
Existing Home Sales (Sep)	20-Oct-22	7:00 PM	USD	High Volatility		4.69M	4.80M
Retail Sales (MoM) (Sep)	21-Oct-22	11:00 AM	GBP	High Volatility		-0.5%	-1.6%
EU Leaders Summit	21-Oct-22	3:00 PM	EUR	High Volatility			
Core Retail Sales (MoM) (Aug)	21-Oct-22	5:30 PM	CAD	High Volatility		0.40%	-3.10%

Source: Investing.com

FOREX MARKET'S STATISTICS

Forex Market Hours

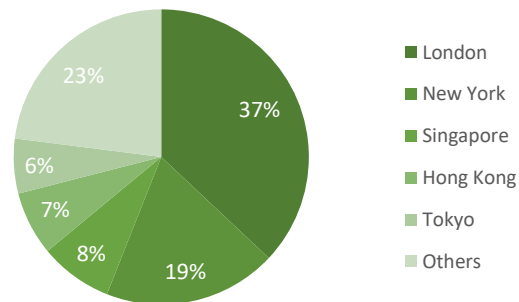


Note: This chart shows the normal forex trading times of all the major forex trading centers across the globe in Pakistan Standard Time.

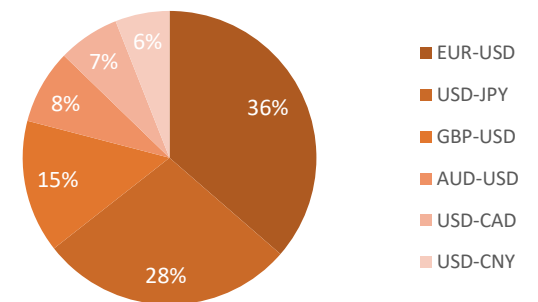
Forex Turnover by Counterparty



Markets' Share in Total Forex Turnover



Most Traded Currency Pairs



Sources: ACPL Research, Forexmarkethours, Dailyfx, Ig

FOREX MARKET'S STATISTICS

This report has been prepared by Abbasi and Company (Private) Limited and is provided for information purposes only. Abbasi and Company (Private) Limited (ACPL) is engaged in brokerage business of commodities futures in Pakistan and to provide the trading/ execution facility on Pakistan Mercantile Exchange (PMEX). There is risk of loss in trading in derivatives (futures). The author, directors and other employees of Abbasi and Company (Private) Limited and its affiliates cannot be held responsible for any loss in trading. Futures; futures on margin carries a high level of risk and may not be suitable for all investors. The high degree of leverage can work against the investor/ traders. Before deciding to invest in Commodity derivatives, you should carefully consider your investment objectives, level of experience, and risk appetite. The possibility exists that you could sustain a loss of some or all of your initial investment and therefore you should not invest money that you cannot afford to lose. You should be aware of all the risks associated with futures trading in commodities and other financial products. We take no responsibility for any loss made in investment on any instruments through us. In any event Abbasi and Company (Private) Limited, its affiliates, agents will not be liable to anyone for any decision made or action taken for investment/ trading. Abbasi and Company (Private) Limited, its affiliates, directors and employees cannot be held responsible for any loss in trading due to any problem in connectivity; failure of system; technical problem in the software or any other reason whatever.

All the reports/ recommendations/ trading calls/ opinions are advisory in nature and contains the opinions of the author, which are not to be construed as investment advices. The author, directors and other employees of Abbasi and Company (Private) Limited and its affiliates cannot be held responsible for the accuracy of the information presented herein or for the results of the positions taken based on the opinions expressed in the reports/ views from Abbasi and Company (Private) Limited. All the views/ recommendations/ trading calls and opinions are based on the information, which are believed to be accurate and no assurance can be given for the accuracy of these information.

Derivatives trading involve substantial risk. The valuation of the underlying may fluctuate, and as a result, clients may lose their entire original investment. In no event should the content of this research report be construed as an express or an implied promise, guarantee or implication by, or from, Abbasi and Company (Private) Limited that you will profit or that losses can, or will be, limited in any manner whatsoever. Past results are no indication of future performance. The information provided in this report is intended solely for informative purposes and is obtained from sources believed to be reliable. Information is in no way guaranteed. No guarantee of any kind is implied or possible where projections of future conditions are attempted. Investments in securities market are subject to market risks, read all the related documents carefully before investing.

All rights reserved by Abbasi and Company (Private) Limited. This report or any portion hereof may not be reproduced, distributed, or published by any person for any purpose whatsoever. Nor can it be sent to a third party without prior consent of Abbasi and Company (Private) Limited. Action could be taken for unauthorized reproduction, distribution, or publication.

The research analyst, primarily involved in the preparation of this report, certifies that (1) the views expressed in this report accurately reflect his/her personal views about the subject commodity/index /currency pair and (2) no part of his/her compensation was, is or will be directly or indirectly related to the specific recommendations or views expressed in this report.

DISCLOSURE

Following exchange rates are used to convert investment and profit values:

- USD/PKR: 220.25
- JPY/PKR: 1.48

To arrive at our Target Price, Abbasi & Company (Private) Limited uses following methods:

- Technical Analysis
- Fundamental Analysis

Furthermore, profit and returns are inclusive of all expenses including PMEX Fee, ACPL Fee & Sales Tax

RESEARCH DISSEMINATION POLICY

Abbasi & Company (Private) Limited endeavors to make all reasonable efforts to disseminate research to all eligible clients in a timely manner through either physical or electronic distribution such as email, fax mail etc. Nevertheless, all clients may not receive the material at the same time.

PREPARED BY

Muhammad Salman
Phone: (+92) 42 38302028
Ext: 116
Email: salman@abbasiandcompany.com

RESEARCH DEPARTMENT

6 - Shadman, Lahore
Phone: (+92) 42 38302028; Ext: 116, 117
Email: research@abbasiandcompany.com
web: www.abbasiandcompany.com

HEAD OFFICE

6 - Shadman, Lahore
Phone: (+92) 42 38302028
Email: support@abbasiandcompany.com
web: www.abbasiandcompany.com