

PMEX UPDATE (Morning)

WTI \$76.39 ▲ 0.4%	BUY Entry: 75.54 Stoploss: 74.58 Take Profit: 78.34	BRENT \$81.58 ▲ 0.5%	BUY Entry: 80.40 Stoploss: 79.41 Take Profit: 83.66	GAS \$6.76 ▼ -1.7%	BUY Entry: 6.672 Stoploss: 6.553 Take Profit: 7.030
GOLD \$1,792.64 ▲ 0.2%	SELL Entry: 1,799.99 Stoploss: 1,807.53 Take Profit: 1,776.28	PLATINUM \$1,018.95 ▲ 0.3%	SELL Entry: 1,022.82 Stoploss: 1,031.39 Take Profit: 1,005.05	SILVER \$23.32 ▲ 0.0%	SELL Entry: 23.49 Stoploss: 23.68 Take Profit: 22.86
COPPER \$3.80 ▲ 0.6%	SELL Entry: 3.81 Stoploss: 3.85 Take Profit: 3.74	COTTON \$81.37 ▲ 0.3%	SELL Entry: 82.00 Stoploss: 82.51 Take Profit: 79.74	DOW JONES 33481.00 ▲ 0.1%	SELL Entry: 33,625.57 Stoploss: 33,791.62 Take Profit: 33,216.87
S&P 500 3933.25 ▲ 0.2%	SELL Entry: 3,952.07 Stoploss: 3,976.16 Take Profit: 3,911.43	NASDAQ 100 11484.50 ▲ 0.2%	SELL Entry: 11,527.96 Stoploss: 11,620.66 Take Profit: 11,322.36	AUS-USD \$0.6728 ▲ 0.4%	SELL Entry: 0.6744 Stoploss: 0.6772 Take Profit: 0.6660
JPY-USD ¥ 137.23 ▼ -0.4%	BUY Entry: 136.57 Stoploss: 136.06 Take Profit: 139.57	EUR-USD \$1.0650 ▲ 0.2%	SELL Entry: 1.0695 Stoploss: 1.0723 Take Profit: 1.0560	GBP-USD \$1.2215 ▲ 0.3%	SELL Entry: 1.2259 Stoploss: 1.2301 Take Profit: 1.2131

Major Headlines

Oil rises, poised to end week higher despite economy concerns

Oil prices rose in early Asian trade on Friday after falling 2% in the previous session on central bank interest rates [see more...](#)

Gold fails to catch a bid above \$1,800 as recession fears grow
 Gold prices were muted on Friday after logging sharp losses in the prior sessions as growing fears of a recession were compounded by signals from several major central [see more...](#)

Dow futures steady after indices drop on recession fears
 U.S. stock futures were trading lower during Thursday's regular deals, after major benchmark averages tumbled during regular trade as weaker than expected retail [see more...](#)

USD/JPY bears move in at resistance 137.80
 USD/JPY is under pressure in Asia, attempting to correct the US Dollar's rally from the prior day. At the time of writing, USD/JPY is down by some 0.28%, falling from a high of [see more...](#)

EUR/USD pares the biggest daily loss in three weeks around 1.0650 ahead of EU/US PMIs
 EUR/USD prints mild gains around 1.0640 as it refreshes the intraday high during early Friday. In doing so, the [see more...](#)

GBP/USD Price Analysis: Bearish kicker candlestick favors a reversal
 The GBP/USD pair has witnessed a rebound after dropping to near 1.2156 on Thursday. The cable went through a [see more...](#)

ECONOMIC CALENDAR

Event	Dates	Time	Currency	Importance	Actual	Forecast	Previous
GDP (MoM)	12-Dec-22	12:00 PM	GBP	High Volatility	0.5%	0.4%	-0.6%
GDP (YoY)	12-Dec-22	12:00 PM	GBP	High Volatility	1.5%	1.4%	1.3%
Manufacturing Production (MoM) (Oct)	12-Dec-22	12:00 PM	GBP	High Volatility	0.7%	0.1%	0.0%
Monthly GDP 3M/3M Change	12-Dec-22	12:00 PM	GBP	High Volatility	-0.3%	-0.4%	-0.2%
Average Earnings Index +Bonus (Oct)	13-Dec-22	12:00 PM	GBP	High Volatility	6.1%	6.2%	6.0%
Claimant Count Change (Nov)	13-Dec-22	12:00 PM	GBP	High Volatility	30.5K	3.5K	-6.4K
German CPI (YoY) (Nov)	13-Dec-22	12:00 PM	EUR	High Volatility	10.0%	10.0%	10.4%
German ZEW Economic Sentiment (Dec)	13-Dec-22	3:00 PM	EUR	High Volatility	-23.3	-26.4	-36.7
BoE Gov Bailey Speaks	13-Dec-22	4:00 PM	GBP	High Volatility			
BCB Copom Meeting Minutes	13-Dec-22	4:00 PM	BRL	High Volatility			
Core CPI (MoM) (Nov)	13-Dec-22	6:30 PM	USD	High Volatility	0.2%	0.3%	0.3%
CPI (YoY) (Nov)	13-Dec-22	6:30 PM	USD	High Volatility	7.1%	7.3%	7.7%
CPI (MoM) (Nov)	13-Dec-22	6:30 PM	USD	High Volatility	0.1%	0.3%	0.4%
GDP (QoQ) (Q3)	14-Dec-22	4:50 AM	JPY	High Volatility	7	6	8
Interest Rate Decision	14-Dec-22	4:50 AM	JPY	High Volatility	19	17	14
BoC Interest Rate Decision	14-Dec-22	12:00 PM	GBP	High Volatility	10.7%	10.9%	11.1%
Crude Oil Inventories	14-Dec-22	8:30 PM	USD	High Volatility	10.231M	-3.595M	-5.187M
FOMC Economic Projections	15-Dec-22	12:00 AM	USD	High Volatility			
FOMC Statement	15-Dec-22	12:00 AM	USD	High Volatility			
Fed Interest Rate Decision	15-Dec-22	12:00 AM	USD	High Volatility	4.50%	4.50%	4.00%
FOMC Press Conference	15-Dec-22	12:30 AM	USD	High Volatility			
GDP (QoQ) (Q3)	15-Dec-22	2:45 AM	NZD	High Volatility	2.0%	0.9%	1.9%
Employment Change (Nov)	15-Dec-22	5:30 AM	AUD	High Volatility	64.0K	19.0K	43.1K
Industrial Production (YoY) (Nov)	15-Dec-22	7:00 AM	CNY	High Volatility	2.2%	3.6%	5.0%
SNB Interest Rate Decision (Q4)	15-Dec-22	1:30 PM	CHF	High Volatility	1.00%	1.00%	0.50%
SNB Monetary Policy Assessment	15-Dec-22	1:30 PM	CHF	High Volatility			

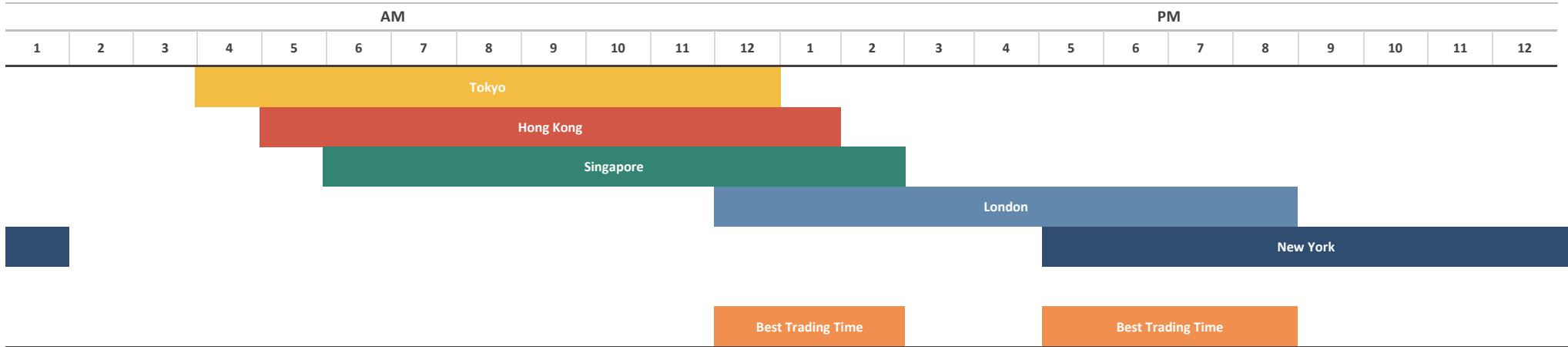
ECONOMIC CALENDAR

SNB Press Conference	15-Dec-22	2:00 PM	CHF	High Volatility			
EU Leaders Summit	15-Dec-22	3:00 PM	EUR	High Volatility			
BoE Interest Rate Decision (Dec)	15-Dec-22	5:00 PM	GBP	High Volatility	3.50%	3.50%	3.00%
BoE MPC Meeting Minutes	15-Dec-22	5:00 PM	GBP	High Volatility			
Deposit Facility Rate (Dec)	15-Dec-22	6:15 PM	EUR	High Volatility	2.00%	2.00%	1.50%
ECB Marginal Lending Facility	15-Dec-22	6:15 PM	EUR	High Volatility	2.75%	2.75%	2.25%
ECB Monetary Policy Statement	15-Dec-22	6:15 PM	EUR	High Volatility			
ECB Interest Rate Decision (Dec)	15-Dec-22	6:15 PM	EUR	High Volatility	2.50%	2.50%	2.00%
Core Retail Sales (MoM) (Nov)	15-Dec-22	6:30 PM	USD	High Volatility	-0.2%	0.2%	1.2%
Initial Jobless Claims	15-Dec-22	6:30 PM	USD	High Volatility	211K	230K	231K
Philadelphia Fed Manufacturing Index (Dec)	15-Dec-22	6:30 PM	USD	High Volatility	-13.8	-10.0	-19.4
Retail Sales (MoM) (Nov)	15-Dec-22	6:30 PM	USD	High Volatility	-0.6%	-0.1%	1.3%
ECB Press Conference	15-Dec-22	6:45 PM	EUR	High Volatility			
ECB President Lagarde Speaks	15-Dec-22	8:15 PM	EUR	High Volatility			
South Africa - Day of Reconciliation	16-Dec-22	All Day		Holiday			
Retail Sales (MoM) (Nov)	16-Dec-22	12:00 PM	GBP	High Volatility		0.3%	0.6%
German Manufacturing PMI (Dec)	16-Dec-22	1:30 PM	EUR	High Volatility		46.2	46.2
Composite PMI	16-Dec-22	2:30 PM	GBP	High Volatility			48.2
Manufacturing PMI	16-Dec-22	2:30 PM	GBP	High Volatility		46.5	46.5
Services PMI	16-Dec-22	2:30 PM	GBP	High Volatility		49.2	48.8
CPI (YoY) (Nov)	16-Dec-22	3:00 PM	EUR	High Volatility		10.0%	10.0%
Interest Rate Decision (Dec)	16-Dec-22	3:30 PM	RUB	High Volatility		7.50%	7.50%

Source: Investing.com

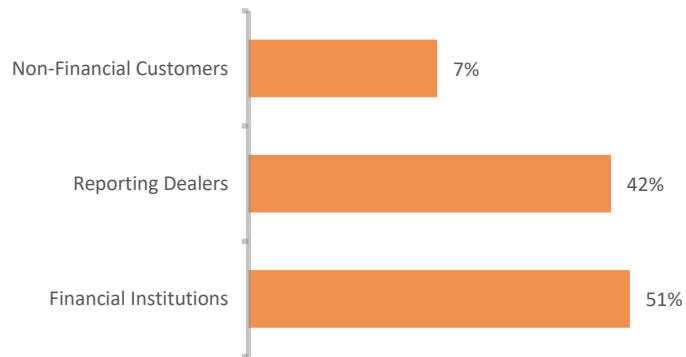
FOREX MARKET'S STATISTICS

Forex Market Hours

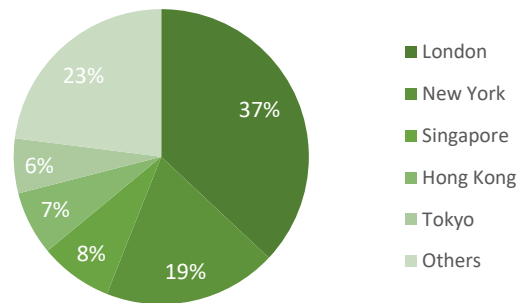


Note: This chart shows the normal forex trading times of all the major forex trading centers across the globe in Pakistan Standard Time.

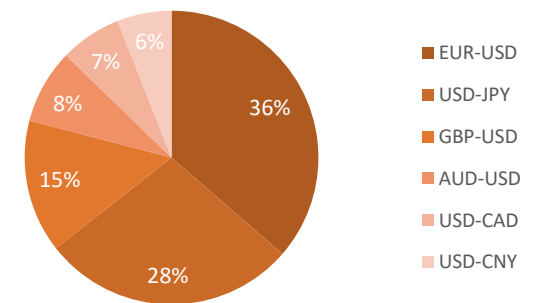
Forex Turnover by Counterparty



Markets' Share in Total Forex Turnover



Most Traded Currency Pairs



Sources: ACPL Research, Forexmarkethours, Dailyfx, Ig

DISCLAIMER

This report has been prepared by Abbasi and Company (Private) Limited and is provided for information purposes only. Abbasi and Company (Private) Limited (ACPL) is engaged in brokerage business of commodities futures in Pakistan and to provide the trading/ execution facility on Pakistan Mercantile Exchange (PMEX). There is risk of loss in trading in derivatives (futures). The author, directors and other employees of Abbasi and Company (Private) Limited and its affiliates cannot be held responsible for any loss in trading. Futures; futures on margin carries a high level of risk and may not be suitable for all investors. The high degree of leverage can work against the investor/ traders. Before deciding to invest in Commodity derivatives, you should carefully consider your investment objectives, level of experience, and risk appetite. The possibility exists that you could sustain a loss of some or all of your initial investment and therefore you should not invest money that you cannot afford to lose. You should be aware of all the risks associated with futures trading in commodities and other financial products. We take no responsibility for any loss made in investment on any instruments through us. In any event Abbasi and Company (Private) Limited, its affiliates, agents will not be liable to anyone for any decision made or action taken for investment/ trading. Abbasi and Company (Private) Limited, its affiliates, directors and employees cannot be held responsible for any loss in trading due to any problem in connectivity; failure of system; technical problem in the software or any other reason whatever.

All the reports/ recommendations/ trading calls/ opinions are advisory in nature and contains the opinions of the author, which are not to be construed as investment advices. The author, directors and other employees of Abbasi and Company (Private) Limited and its affiliates cannot be held responsible for the accuracy of the information presented herein or for the results of the positions taken based on the opinions expressed in the reports/ views from Abbasi and Company (Private) Limited. All the views/ recommendations/ trading calls and opinions are based on the information, which are believed to be accurate and no assurance can be given for the accuracy of these information.

Derivatives trading involve substantial risk. The valuation of the underlying may fluctuate, and as a result, clients may lose their entire original investment. In no event should the content of this research report be construed as an express or an implied promise, guarantee or implication by, or from, Abbasi and Company (Private) Limited that you will profit or that losses can, or will be, limited in any manner whatsoever. Past results are no indication of future performance. The information provided in this report is intended solely for informative purposes and is obtained from sources believed to be reliable. Information is in no way guaranteed. No guarantee of any kind is implied or possible where projections of future conditions are attempted. Investments in securities market are subject to market risks, read all the related documents carefully before investing.

All rights reserved by Abbasi and Company (Private) Limited. This report or any portion hereof may not be reproduced, distributed, or published by any person for any purpose whatsoever. Nor can it be sent to a third party without prior consent of Abbasi and Company (Private) Limited. Action could be taken for unauthorized reproduction, distribution, or publication.

The research analyst, primarily involved in the preparation of this report, certifies that (1) the views expressed in this report accurately reflect his/her personal views about the subject commodity/index /currency pair and (2) no part of his/her compensation was, is or will be directly or indirectly related to the specific recommendations or views expressed in this report.

DISCLOSURE

Following exchange rates are used to convert investment and profit values:

- USD/PKR: 224.75
- JPY/PKR: 1.66

To arrive at our Target Price, Abbasi & Company (Private) Limited uses following methods:

- Technical Analysis
- Fundamental Analysis

Furthermore, profit and returns are inclusive of all expenses including PMEX Fee, ACPL Fee & Sales Tax

RESEARCH DISSEMINATION POLICY

Abbasi & Company (Private) Limited endeavors to make all reasonable efforts to disseminate research to all eligible clients in a timely manner through either physical or electronic distribution such as email, fax mail etc. Nevertheless, all clients may not receive the material at the same time.

PREPARED BY

Muhammad Salman
Phone: (+92) 42 38302028
Ext: 116
Email: salman@abbasiandcompany.com

RESEARCH DEPARTMENT

6 - Shadman, Lahore
Phone: (+92) 42 38302028; Ext: 116, 117
Email: research@abbasiandcompany.com
web: www.abbasiandcompany.com

HEAD OFFICE

6 - Shadman, Lahore
Phone: (+92) 42 38302028
Email: support@abbasiandcompany.com
web: www.abbasiandcompany.com