

PMEX UPDATE (Morning)

WTI \$89.36 ▲ 0.3%	BUY Entry: 87.61 Stoploss: 86.35 Take Profit: 90.78	GAS \$6.69 ▼ -0.3%	BUY Entry: 6.615 Stoploss: 6.498 Take Profit: 6.760	GOLD \$1,675 ▼ -0.1%	SELL Entry: 1,677.50 Stoploss: 1,683.82 Take Profit: 1,665.00
SILVER \$18.96 ▲ 0.2%	SELL Entry: 19.05 Stoploss: 19.24 Take Profit: 18.56	PLATINUM \$905.35 ▲ 0.7%	SELL Entry: 908.00 Stoploss: 915.43 Take Profit: 894.00	COPPER \$3.48 ▲ 0.6%	SELL Entry: 3.52 Stoploss: 3.55 Take Profit: 3.46
DOW JONES 30,268 ▲ 0.6%	BUY Entry: 30,147 Stoploss: 29,994 Take Profit: 30,560	S&P 500 3,704 ▲ 0.6%	BUY Entry: 3,690 Stoploss: 3,668 Take Profit: 3,756	NASDAQ 100 11,146 ▲ 0.6%	BUY Entry: 11,087 Stoploss: 11,001 Take Profit: 11,336
USD-JPY ¥147.44 ▲ 0.2%	BUY Entry: 147.00 Stoploss: 146.61 Take Profit: 148.00	EUR-USD \$0.9780 ▲ 0.1%	SELL Entry: 0.9800 Stoploss: 0.9829 Take Profit: 0.9730	GBP-USD \$1.1321 ▼ -0.1%	SELL Entry: 1.1353 Stoploss: 1.1399 Take Profit: 1.1271

Major Headlines

Oil Heads for Weekly Losses on China COVID Woes, U.S. Supply Glut

Oil prices rose slightly on Friday but were set to end the week lower as a spike in Chinese COVID cases drove concerns over slowing demand, while the U.S. logged a bigger-than-expected build in crude inventories. Crude prices bounced unexpectedly on Thursday despite data showing a [see more...](#)

Gold set for Weekly Loss on Fed Jitters, Industrial Metals Gain
 Gold prices fell on Friday and were set to close the week lower amid fears of more interest rate hikes by the Federal Reserve, while signs of tightening supply helped copper and aluminum prices weather a worsening economic outlook. Bullion prices sank well below \$1,650 on Thursday [see more...](#)

Dow closes 800 points higher after a historic one-day turnaround

Stocks staged a massive comeback Thursday, with the Dow Jones Industrial Average surging 1,500 points from its lows to the highest level, as traders shook off another hot inflation report. The Dow Jones Industrial Average rose 827.87 points, or 2.83%, to close at 30,038.72 after being [see more...](#)

USD/JPY Hits Fresh Yearly High, but DXY Index Reverses After CPI

The September US inflation report (CPI) initially sparked a stronger US Dollar as Fed rate hike odds for both the November and December FOMC meetings jumped. But amid what appears to [see more...](#)

EUR/USD Outlook: EURUSD Consolidates Ahead of US CPI, German Inflation

The European Central Bank's Klaas Knot mentioned yesterday that the euro zone will need to hike into restrictive territory as it remains behind the US in terms of the projected terminal rate. He went on to say that a few more aggressive rate hikes are needed [see more...](#)

GBP/USD Price Analysis: Bullish momentum falters near 1.1300 amid resurgent USD demand

The GBP/USD pair gains strong positive traction for the second straight day on Thursday and builds on the previous day's goodish rebound from a nearly two-week low. [see more...](#)

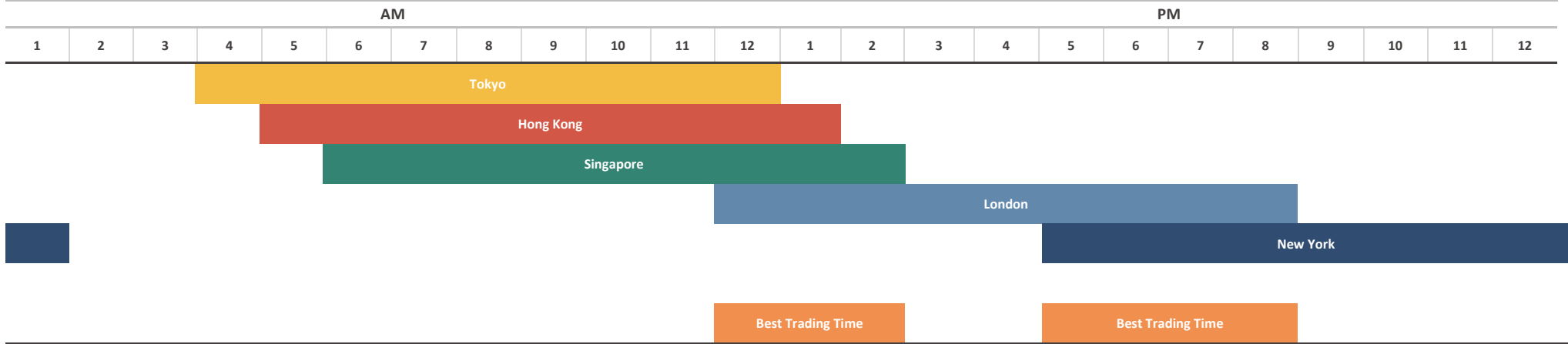
FOREX MARKET'S STATISTICS

Event	Dates	Time	Currency	Importance	Actual	Forecast	Previous
Canada - Thanksgiving Day	10-Oct-22	All Day		Holiday			
Japan - National Sports Day	10-Oct-22	All Day		Holiday			
South Korea - Substitution Holiday	10-Oct-22	All Day		Holiday			
Average Earnings Index +Bonus (Aug)	11-Oct-22	11:00 AM	GBP	High Volatility	6.0%	5.9%	5.5%
Claimant Count Change (Sep)	11-Oct-22	11:00 AM	GBP	High Volatility	25.5K	4.2K	1.1K
BoE Gov Bailey Speaks	11-Oct-22	11:35 PM	GBP	High Volatility			
Brazil - Our Lady of Aparecida Day	12-Oct-22	All Day		Holiday			
GDP (YoY)	12-Oct-22	11:00 AM	GBP	High Volatility	2.0%	2.4%	4.4%
GDP (MoM)	12-Oct-22	11:00 AM	GBP	High Volatility	-0.3%	0.0%	0.2%
Manufacturing Production (MoM) (Aug)	12-Oct-22	11:00 AM	GBP	High Volatility	-1.6%	0.2%	-1.1%
Monthly GDP 3M/3M Change	12-Oct-22	11:00 AM	GBP	High Volatility	-0.3%	-0.2%	0.0%
PPI (MoM) (Sep)	12-Oct-22	5:30 PM	USD	High Volatility		0.2%	-0.1%
ECB President Lagarde Speaks	12-Oct-22	6:30 PM	EUR	High Volatility			
EIA Short-Term Energy Outlook	12-Oct-22	9:00 PM	USD	High Volatility			
FOMC Meeting Minutes	12-Oct-22	11:00 PM	USD	High Volatility			
German CPI (YoY) (Sep)	13-Oct-22	11:00 AM	EUR	High Volatility	10.0%	10.0%	10.0%
Core CPI (MoM) (Sep)	13-Oct-22	5:30 PM	USD	High Volatility	0.6%	0.5%	0.6%
CPI (YoY) (Sep)	13-Oct-22	5:30 PM	USD	High Volatility	8.2%	8.1%	8.3%
CPI (MoM) (Sep)	13-Oct-22	5:30 PM	USD	High Volatility	0.40%	0.2%	0.1%
Initial Jobless Claims	13-Oct-22	5:30 PM	USD	High Volatility	228k	225K	219K
Crude Oil Inventories	13-Oct-22	8:00 PM	USD	High Volatility	9.880M		-1.356M
Core Retail Sales (MoM) (Sep)	14-Oct-22	5:30 PM	USD	High Volatility		-0.1%	-0.3%
Retail Sales (MoM) (Sep)	14-Oct-22	5:30 PM	USD	High Volatility		0.2%	0.3%

Source: Investing.com

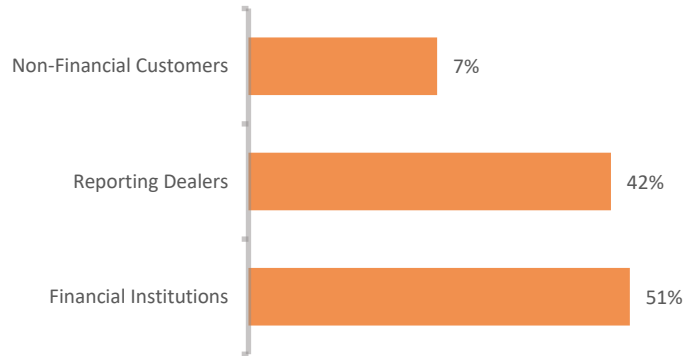
DISCLAIMER

Forex Market Hours

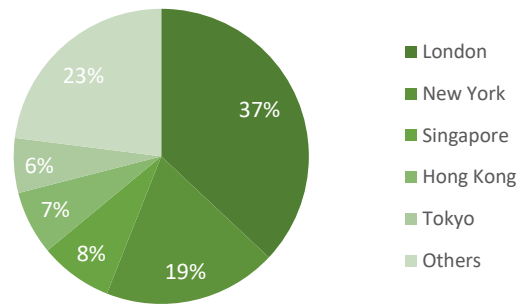


Note: This chart shows the normal forex trading times of all the major forex trading centers across the globe in Pakistan Standard Time.

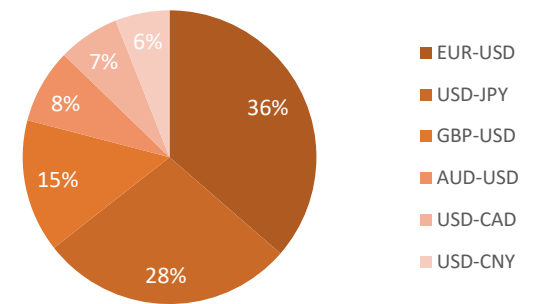
Forex Turnover by Counterparty



Markets' Share in Total Forex Turnover



Most Traded Currency Pairs



Sources: ACPL Research, Forexmarkethours, Dailyfx, Ig

DISCLAIMER

This report has been prepared by Abbasi and Company (Private) Limited and is provided for information purposes only. Abbasi and Company (Private) Limited (ACPL) is engaged in brokerage business of commodities futures in Pakistan and to provide the trading/ execution facility on Pakistan Mercantile Exchange (PMEX). There is risk of loss in trading in derivatives (futures). The author, directors and other employees of Abbasi and Company (Private) Limited and its affiliates cannot be held responsible for any loss in trading. Futures; futures on margin carries a high level of risk and may not be suitable for all investors. The high degree of leverage can work against the investor/ traders. Before deciding to invest in Commodity derivatives, you should carefully consider your investment objectives, level of experience, and risk appetite. The possibility exists that you could sustain a loss of some or all of your initial investment and therefore you should not invest money that you cannot afford to lose. You should be aware of all the risks associated with futures trading in commodities and other financial products. We take no responsibility for any loss made in investment on any instruments through us. In any event Abbasi and Company (Private) Limited, its affiliates, agents will not be liable to anyone for any decision made or action taken for investment/ trading. Abbasi and Company (Private) Limited, its affiliates, directors and employees cannot be held responsible for any loss in trading due to any problem in connectivity; failure of system; technical problem in the software or any other reason whatever.

All the reports/ recommendations/ trading calls/ opinions are advisory in nature and contains the opinions of the author, which are not to be construed as investment advices. The author, directors and other employees of Abbasi and Company (Private) Limited and its affiliates cannot be held responsible for the accuracy of the information presented herein or for the results of the positions taken based on the opinions expressed in the reports/ views from Abbasi and Company (Private) Limited. All the views/ recommendations/ trading calls and opinions are based on the information, which are believed to be accurate and no assurance can be given for the accuracy of these information.

Derivatives trading involve substantial risk. The valuation of the underlying may fluctuate, and as a result, clients may lose their entire original investment. In no event should the content of this research report be construed as an express or an implied promise, guarantee or implication by, or from, Abbasi and Company (Private) Limited that you will profit or that losses can, or will be, limited in any manner whatsoever. Past results are no indication of future performance. The information provided in this report is intended solely for informative purposes and is obtained from sources believed to be reliable. Information is in no way guaranteed. No guarantee of any kind is implied or possible where projections of future conditions are attempted. Investments in securities market are subject to market risks, read all the related documents carefully before investing.

All rights reserved by Abbasi and Company (Private) Limited. This report or any portion hereof may not be reproduced, distributed, or published by any person for any purpose whatsoever. Nor can it be sent to a third party without prior consent of Abbasi and Company (Private) Limited. Action could be taken for unauthorized reproduction, distribution, or publication.

The research analyst, primarily involved in the preparation of this report, certifies that (1) the views expressed in this report accurately reflect his/her personal views about the subject commodity/index /currency pair and (2) no part of his/her compensation was, is or will be directly or indirectly related to the specific recommendations or views expressed in this report.

DISCLOSURE

Following exchange rates are used to convert investment and profit values:

- USD/PKR: 218.5
- JPY/PKR: 1.49

To arrive at our Target Price, Abbasi & Company (Private) Limited uses following methods:

- Technical Analysis
- Fundamental Analysis

Furthermore, profit and returns are inclusive of all expenses including PMEX Fee, ACPL Fee & Sales Tax

RESEARCH DISSEMINATION POLICY

Abbasi & Company (Private) Limited endeavors to make all reasonable efforts to disseminate research to all eligible clients in a timely manner through either physical or electronic distribution such as email, fax mail etc. Nevertheless, all clients may not receive the material at the same time.

PREPARED BY

Muhammad Salman
Phone: (+92) 42 38302028
Ext: 116
Email: salman@abbasiandcompany.com

RESEARCH DEPARTMENT

6 - Shadman, Lahore
Phone: (+92) 42 38302028; Ext: 116, 117
Email: research@abbasiandcompany.com
web: www.abbasiandcompany.com

HEAD OFFICE

6 - Shadman, Lahore
Phone: (+92) 42 38302028
Email: support@abbasiandcompany.com
web: www.abbasiandcompany.com