

PMEX UPDATE (Morning)

WTI \$90.77 ▼ -0.4%	BUY <table border="1"> <tr> <th>Entry</th> <th>Stoploss</th> <th>Take Profit</th> </tr> <tr> <td>89.60</td> <td>88.30</td> <td>93.60</td> </tr> </table>	Entry	Stoploss	Take Profit	89.60	88.30	93.60	GAS \$6.53 -	SELL <table border="1"> <tr> <th>Entry</th> <th>Stoploss</th> <th>Take Profit</th> </tr> <tr> <td>6.792</td> <td>6.912</td> <td>6.527</td> </tr> </table>	Entry	Stoploss	Take Profit	6.792	6.912	6.527	GOLD \$1,671 ▼ -0.3%	SELL <table border="1"> <tr> <th>Entry</th> <th>Stoploss</th> <th>Take Profit</th> </tr> <tr> <td>1,674.30</td> <td>1,680.75</td> <td>1,652.25</td> </tr> </table>	Entry	Stoploss	Take Profit	1,674.30	1,680.75	1,652.25
Entry	Stoploss	Take Profit																					
89.60	88.30	93.60																					
Entry	Stoploss	Take Profit																					
6.792	6.912	6.527																					
Entry	Stoploss	Take Profit																					
1,674.30	1,680.75	1,652.25																					
SILVER \$19.48 ▼ -0.7%	SELL <table border="1"> <tr> <th>Entry</th> <th>Stoploss</th> <th>Take Profit</th> </tr> <tr> <td>19.66</td> <td>19.86</td> <td>19.09</td> </tr> </table>	Entry	Stoploss	Take Profit	19.66	19.86	19.09	PLATINUM \$897.75 ▼ -0.4%	SELL <table border="1"> <tr> <th>Entry</th> <th>Stoploss</th> <th>Take Profit</th> </tr> <tr> <td>900.00</td> <td>907.61</td> <td>881.70</td> </tr> </table>	Entry	Stoploss	Take Profit	900.00	907.61	881.70	COPPER \$3.42 ▼ -0.4%	SELL <table border="1"> <tr> <th>Entry</th> <th>Stoploss</th> <th>Take Profit</th> </tr> <tr> <td>3.44</td> <td>3.47</td> <td>3.37</td> </tr> </table>	Entry	Stoploss	Take Profit	3.44	3.47	3.37
Entry	Stoploss	Take Profit																					
19.66	19.86	19.09																					
Entry	Stoploss	Take Profit																					
900.00	907.61	881.70																					
Entry	Stoploss	Take Profit																					
3.44	3.47	3.37																					
DOW JONES 29,117 ▼ -0.5%	SELL <table border="1"> <tr> <th>Entry</th> <th>Stoploss</th> <th>Take Profit</th> </tr> <tr> <td>29,290</td> <td>29,445</td> <td>28,720</td> </tr> </table>	Entry	Stoploss	Take Profit	29,290	29,445	28,720	S&P 500 3,608 ▼ -0.5%	SELL <table border="1"> <tr> <th>Entry</th> <th>Stoploss</th> <th>Take Profit</th> </tr> <tr> <td>3,620</td> <td>3,642</td> <td>3,575</td> </tr> </table>	Entry	Stoploss	Take Profit	3,620	3,642	3,575	NASDAQ 100 10,940 ▼ -0.4%	SELL <table border="1"> <tr> <th>Entry</th> <th>Stoploss</th> <th>Take Profit</th> </tr> <tr> <td>10,985</td> <td>11,073</td> <td>10,750</td> </tr> </table>	Entry	Stoploss	Take Profit	10,985	11,073	10,750
Entry	Stoploss	Take Profit																					
29,290	29,445	28,720																					
Entry	Stoploss	Take Profit																					
3,620	3,642	3,575																					
Entry	Stoploss	Take Profit																					
10,985	11,073	10,750																					
USD-JPY ¥145.74 ▲ 0.0%	BUY <table border="1"> <tr> <th>Entry</th> <th>Stoploss</th> <th>Take Profit</th> </tr> <tr> <td>145.54</td> <td>145.15</td> <td>146.50</td> </tr> </table>	Entry	Stoploss	Take Profit	145.54	145.15	146.50	EUR-USD \$0.9683 ▼ -0.2%	SELL <table border="1"> <tr> <th>Entry</th> <th>Stoploss</th> <th>Take Profit</th> </tr> <tr> <td>0.9714</td> <td>0.9743</td> <td>0.9614</td> </tr> </table>	Entry	Stoploss	Take Profit	0.9714	0.9743	0.9614	GBP-USD \$1.1040 ▼ -0.1%	SELL <table border="1"> <tr> <th>Entry</th> <th>Stoploss</th> <th>Take Profit</th> </tr> <tr> <td>1.1081</td> <td>1.1127</td> <td>1.0918</td> </tr> </table>	Entry	Stoploss	Take Profit	1.1081	1.1127	1.0918
Entry	Stoploss	Take Profit																					
145.54	145.15	146.50																					
Entry	Stoploss	Take Profit																					
0.9714	0.9743	0.9614																					
Entry	Stoploss	Take Profit																					
1.1081	1.1127	1.0918																					

Major Headlines

Oil prices slide as dollar strengthens, China COVID-19 woes dampen demand

Oil prices fell on Tuesday, extending nearly 2% losses in the previous session, as a stronger U.S. dollar and a flare-up in COVID-19 cases in China increased fears of slowing global demand. Brent crude futures fell 57 cents, or 0.6%, to [see more...](#)

Gold Plummets Below \$1,700 on Hawkish Fed, Copper Upbeat
 Gold prices hovered above annual lows on Tuesday after tumbling sharply on hawkish signals from the Federal Reserve, while copper prices rose on hopes that Chinese demand will persevere despite recent economic headwinds. Spot gold rose 0.1% to \$1,669.76 an ounce, while gold [see more...](#)

Dow Futures Lift After Indices Extend Declines

U.S. stock futures were trading little higher during Monday's evening deals, after major benchmark averages finished the regular session lower, extending Friday's declines as hopes for an interest rate pivot faded after Federal Reserve President Evans noted that policymakers are [see more...](#)

USD/JPY bounces between an expanding volatile Tokyo range, bulls eye Monday's highs

USD/JPY was under pressure to start the Tokyo session, whipsawed between highs and lows as the day began. The pair has emerged as a candidate for intervention from the Bank of Japan which could be a factor in the volatility [see more...](#)

EUR/USD Price Analysis: Finds cushion around 0.9700 as risk-off impulse eases

The EUR/USD pair is displaying topsy-turvy moves around the critical support of 0.9700 in the Tokyo session. The asset has witnessed value interest as the US dollar index (DXY) has slipped below the immediate cushion of 113.00 posts [see more...](#)

GBP/USD rebounds to near 1.1100 as risk-on mood emerges, US inflation buzz

The GBP/USD pair has displayed a sheer pullback move after dropping to near 1.1019 in the Tokyo session. The cable has recovered to near 1.1100 and is expected to extend its recovery amid an improvement in the risk appetite of [see more...](#)

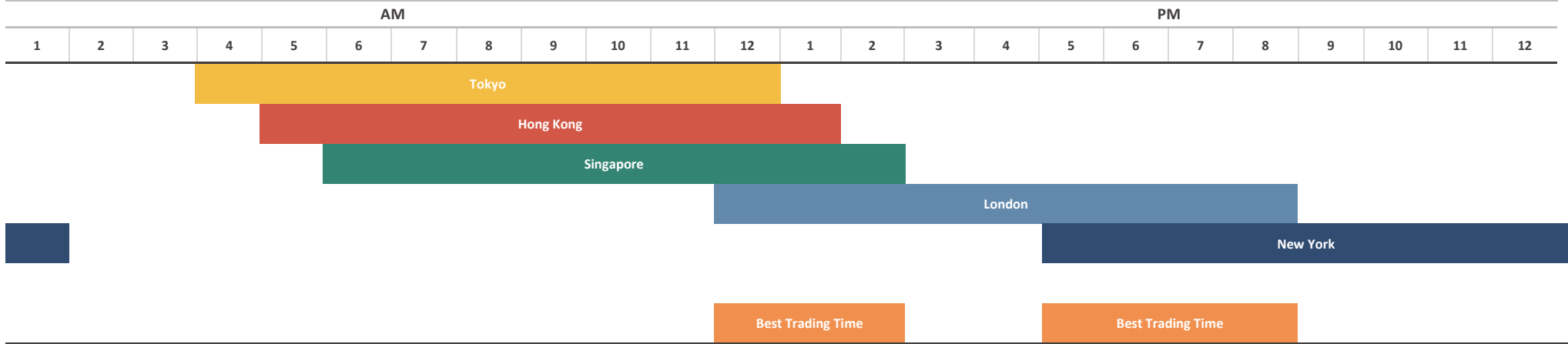
FOREX MARKET'S STATISTICS

Event	Dates	Time	Currency	Importance	Actual	Forecast	Previous
Canada - Thanksgiving Day	10-Oct-22	All Day		Holiday			
Japan - National Sports Day	10-Oct-22	All Day		Holiday			
South Korea - Substitution Holiday	10-Oct-22	All Day		Holiday			
Average Earnings Index +Bonus (Aug)	11-Oct-22	11:00 AM	GBP	High Volatility		5.9%	5.5%
Claimant Count Change (Sep)	11-Oct-22	11:00 AM	GBP	High Volatility		4.2K	6.3K
BoE Gov Bailey Speaks	11-Oct-22	11:35 PM	GBP	High Volatility			
Brazil - Our Lady of Aparecida Day	12-Oct-22	All Day		Holiday			
GDP (YoY)	12-Oct-22	11:00 AM	GBP	High Volatility			4.4%
GDP (MoM)	12-Oct-22	11:00 AM	GBP	High Volatility		0.0%	0.2%
Manufacturing Production (MoM) (Aug)	12-Oct-22	11:00 AM	GBP	High Volatility		0.2%	0.1%
Monthly GDP 3M/3M Change	12-Oct-22	11:00 AM	GBP	High Volatility			0.0%
PPI (MoM) (Sep)	12-Oct-22	5:30 PM	USD	High Volatility		0.2%	-0.1%
ECB President Lagarde Speaks	12-Oct-22	6:30 PM	EUR	High Volatility			
EIA Short-Term Energy Outlook	12-Oct-22	9:00 PM	USD	High Volatility			
FOMC Meeting Minutes	12-Oct-22	11:00 PM	USD	High Volatility			
German CPI (YoY) (Sep)	13-Oct-22	11:00 AM	EUR	High Volatility		10.0%	10.0%
Core CPI (MoM) (Sep)	13-Oct-22	5:30 PM	USD	High Volatility		0.5%	0.6%
CPI (YoY) (Sep)	13-Oct-22	5:30 PM	USD	High Volatility		8.1%	8.3%
CPI (MoM) (Sep)	13-Oct-22	5:30 PM	USD	High Volatility		0.2%	0.1%
Initial Jobless Claims	13-Oct-22	5:30 PM	USD	High Volatility		225K	219K
Crude Oil Inventories	13-Oct-22	8:00 PM	USD	High Volatility			-1.356M
Core Retail Sales (MoM) (Sep)	14-Oct-22	5:30 PM	USD	High Volatility		-0.1%	-0.3%
Retail Sales (MoM) (Sep)	14-Oct-22	5:30 PM	USD	High Volatility		0.2%	0.3%

Source: Investing.com

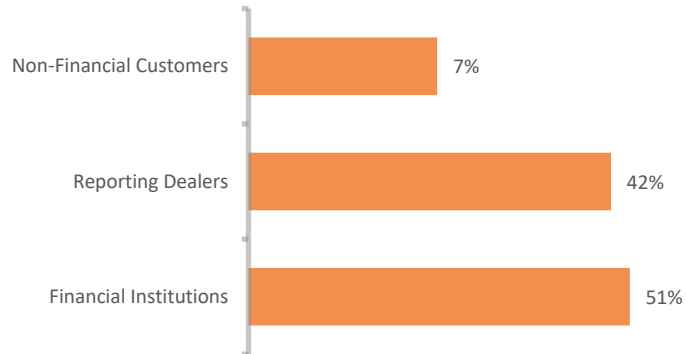
DISCLAIMER

Forex Market Hours

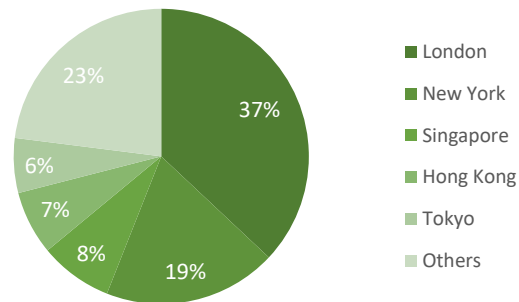


Note: This chart shows the normal forex trading times of all the major forex trading centers across the globe in Pakistan Standard Time.

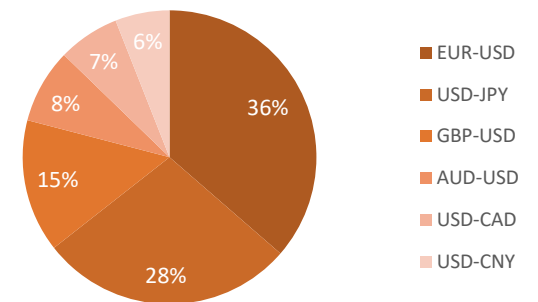
Forex Turnover by Counterparty



Markets' Share in Total Forex Turnover



Most Traded Currency Pairs



Sources: ACPL Research, Forexmarkethours, Dailyfx, Ig

DISCLAIMER

This report has been prepared by Abbasi and Company (Private) Limited and is provided for information purposes only. Abbasi and Company (Private) Limited (ACPL) is engaged in brokerage business of commodities futures in Pakistan and to provide the trading/ execution facility on Pakistan Mercantile Exchange (PMEX). There is risk of loss in trading in derivatives (futures). The author, directors and other employees of Abbasi and Company (Private) Limited and its affiliates cannot be held responsible for any loss in trading. Futures; futures on margin carries a high level of risk and may not be suitable for all investors. The high degree of leverage can work against the investor/ traders. Before deciding to invest in Commodity derivatives, you should carefully consider your investment objectives, level of experience, and risk appetite. The possibility exists that you could sustain a loss of some or all of your initial investment and therefore you should not invest money that you cannot afford to lose. You should be aware of all the risks associated with futures trading in commodities and other financial products. We take no responsibility for any loss made in investment on any instruments through us. In any event Abbasi and Company (Private) Limited, its affiliates, agents will not be liable to anyone for any decision made or action taken for investment/ trading. Abbasi and Company (Private) Limited, its affiliates, directors and employees cannot be held responsible for any loss in trading due to any problem in connectivity; failure of system; technical problem in the software or any other reason whatever. All the reports/ recommendations/ trading calls/ opinions are advisory in nature and contains the opinions of the author, which are not to be construed as investment advices. The author, directors and other employees of Abbasi and Company (Private) Limited and its affiliates cannot be held responsible for the accuracy of the information presented herein or for the results of the positions taken based on the opinions expressed in the reports/ views from Abbasi and Company (Private) Limited. All the views/ recommendations/ trading calls and opinions are based on the information, which are believed to be accurate and no assurance can be given for the accuracy of these information.

Derivatives trading involve substantial risk. The valuation of the underlying may fluctuate, and as a result, clients may lose their entire original investment. In no event should the content of this research report be construed as an express or an implied promise, guarantee or implication by, or from, Abbasi and Company (Private) Limited that you will profit or that losses can, or will be, limited in any manner whatsoever. Past results are no indication of future performance. The information provided in this report is intended solely for informative purposes and is obtained from sources believed to be reliable. Information is in no way guaranteed. No guarantee of any kind is implied or possible where projections of future conditions are attempted. Investments in securities market are subject to market risks, read all the related documents carefully before investing.

All rights reserved by Abbasi and Company (Private) Limited. This report or any portion hereof may not be reproduced, distributed, or published by any person for any purpose whatsoever. Nor can it be sent to a third party without prior consent of Abbasi and Company (Private) Limited. Action could be taken for unauthorized reproduction, distribution, or publication.

The research analyst, primarily involved in the preparation of this report, certifies that (1) the views expressed in this report accurately reflect his/her personal views about the subject commodity/index /currency pair and (2) no part of his/her compensation was, is or will be directly or indirectly related to the specific recommendations or views expressed in this report.

DISCLOSURE

Following exchange rates are used to convert investment and profit values:

- USD/PKR: 218.5
- JPY/PKR: 1.5

To arrive at our Target Price, Abbasi & Company (Private) Limited uses following methods:

- Technical Analysis
- Fundamental Analysis

Furthermore, profit and returns are inclusive of all expenses including PMEX Fee, ACPL Fee & Sales Tax

RESEARCH DISSEMINATION POLICY

Abbasi & Company (Private) Limited endeavors to make all reasonable efforts to disseminate research to all eligible clients in a timely manner through either physical or electronic distribution such as email, fax mail etc. Nevertheless, all clients may not receive the material at the same time.

PREPARED BY

Muhammad Salman
Phone: (+92) 42 38302028
Ext: 116
Email: salman@abbasiandcompany.com

RESEARCH DEPARTMENT

6 - Shadman, Lahore
Phone: (+92) 42 38302028; Ext: 116, 117
Email: research@abbasiandcompany.com
web: www.abbasiandcompany.com

HEAD OFFICE

6 - Shadman, Lahore
Phone: (+92) 42 38302028
Email: support@abbasiandcompany.com
web: www.abbasiandcompany.com