

# PMEX UPDATE (Morning)

<b>WTI</b> \$85.80 ▼ -0.0%	<b>SELL</b> Entry: 86.18 Stoploss: 87.41 Take Profit: 83.06	<b>BRENT</b> \$92.67 ▲ 0.0%	<b>SELL</b> Entry: 93.15 Stoploss: 94.47 Take Profit: 90.23	<b>GAS</b> \$5.94 ▼ -0.4%	<b>SELL</b> Entry: 6.055 Stoploss: 6.173 Take Profit: 5.569
<b>GOLD</b> \$1,711.70 ▼ -0.1%	<b>BUY</b> Entry: 1,706.50 Stoploss: 1,699.41 Take Profit: 1,722.80	<b>PLATINUM</b> \$1,000.70 ▲ 0.3%	<b>BUY</b> Entry: 993.00 Stoploss: 984.65 Take Profit: 1,022.00	<b>SILVER</b> \$21.18 ▼ -0.7%	<b>BUY</b> Entry: 21.06 Stoploss: 20.86 Take Profit: 21.51
<b>COPPER</b> \$3.69 ▲ 0.3%	<b>BUY</b> Entry: 3.67 Stoploss: 3.63 Take Profit: 3.78	<b>COTTON</b> \$86.55 ▲ 0.1%	<b>BUY</b> Entry: 85.80 Stoploss: 85.16 Take Profit: 89.20	<b>DOW JONES</b> 32563.00 ▲ 0.1%	<b>SELL</b> Entry: 32,617.00 Stoploss: 32,778.35 Take Profit: 32,018.00
<b>S&amp;P 500</b> 3761.75 ▲ 0.2%	<b>SELL</b> Entry: 3,777.40 Stoploss: 3,800.37 Take Profit: 3,720.00	<b>NASDAQ 100</b> 10866.75 ▲ 0.3%	<b>SELL</b> Entry: 10,915.00 Stoploss: 11,002.23 Take Profit: 10,700.00	<b>AUS-USD</b> \$0.6418 ▼ -0.2%	<b>BUY</b> Entry: 0.6416 Stoploss: 0.6388 Take Profit: 0.6478
<b>JPY-USD</b> ¥ 146.17 ▼ -0.2%	<b>SELL</b> Entry: 146.68 Stoploss: 147.06 Take Profit: 145.30	<b>EUR-USD</b> \$1.0022 ▲ 0.1%	<b>BUY</b> Entry: 1.0000 Stoploss: 0.9970 Take Profit: 1.0080	<b>GBP-USD</b> \$1.1395 ▲ 0.3%	<b>BUY</b> Entry: 1.1346 Stoploss: 1.1298 Take Profit: 1.1429

## Major Headlines

**Oil down 3% again on U.S. stockpile build, IEA warns against \$100 a barrel**

U.S. oil inventories have been volatile of late and crude prices have been overreaching on their way up and down, [see more...](#)

**Gold sticks above \$1,700, ducks market rout as U.S. CPI data looms**

Gold prices trimmed recent gains on Thursday, but remained pinned near a one-month high amid uncertainty over [see more...](#)

**Dow Futures Trade Flat After Indices Retreat**

U.S. stock futures were trading in a tight range during Wednesday's evening deals, following significant declines in the regular session as closer than expected midterm [see more...](#)

**USDJPY drops to near 146.00 ahead of US Inflation data**

The USDJPY pair slipped to near 146.20 in the early Tokyo session after facing barricades around the critical hurdle of 146.80. The asset has turned volatile ahead of the US [see more...](#)

**EURUSD flirts with parity as ECB Bulletin, US inflation data loom**

EURUSD aptly portrays the market's anxiety ahead of the key US inflation data during early Thursday. In doing so, [see more...](#)

**GBPUSD holds lower ground below 1.1400 amid market's anxiety ahead of US inflation, UK GDP**

GBPUSD remains mildly bid around 1.1350, following a 1.6% daily fall, as traders seek clear directions during early [see more...](#)

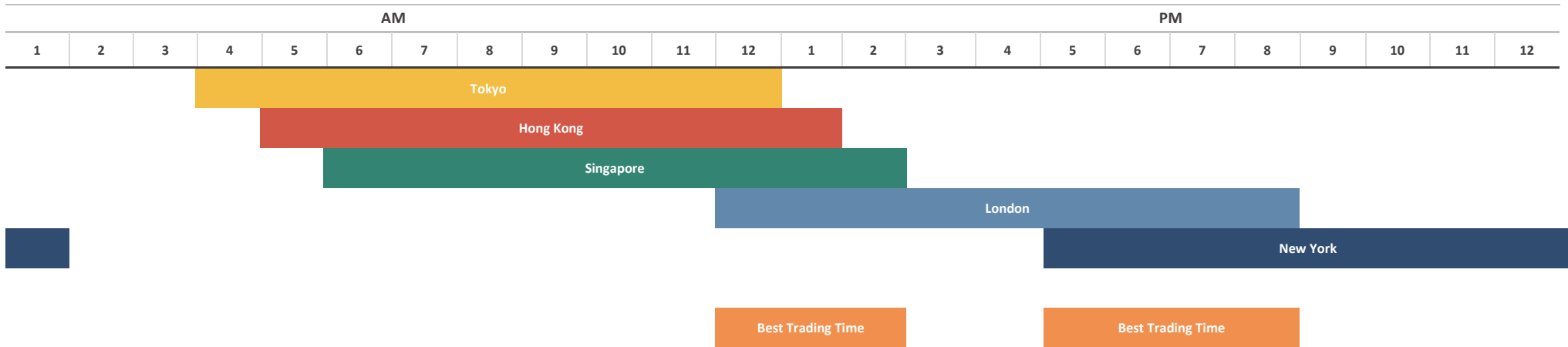
# ECONOMIC CALENDAR

Event	Dates	Time	Currency	Importance	Actual	Forecast	Previous
ECB President Lagarde Speaks	07-Nov-22	1:40 PM	EUR	High Volatility			
India - Guru Nanak Jayanti	08-Nov-22	Holiday		All Day			
EIA Short-Term Energy Outlook	08-Nov-22	10:00 PM	USD	High Volatility			
Crude Oil Inventories	09-Nov-22	8:30 PM	USD	High Volatility	3.925M	1.360M	-3.115M
Core CPI (MoM) (Oct)	10-Nov-22	6:30 PM	USD	High Volatility		0.5%	0.6%
CPI (YoY) (Oct)	10-Nov-22	6:30 PM	USD	High Volatility		8.0%	8.2%
CPI (MoM) (Oct)	10-Nov-22	6:30 PM	USD	High Volatility		0.6%	0.4%
Initial Jobless Claims	10-Nov-22	6:30 PM	USD	High Volatility		220K	217K
GDP (MoM)	11-Nov-22	12:00 PM	GBP	High Volatility		-0.4%	-0.3%
GDP (YoY) (Q3)	11-Nov-22	12:00 PM	GBP	High Volatility		2.1%	4.4%
GDP (QoQ) (Q3)	11-Nov-22	12:00 PM	GBP	High Volatility		-0.5%	0.2%
Manufacturing Production (MoM) (Sep)	11-Nov-22	12:00 PM	GBP	High Volatility		-0.4%	-1.6%
Monthly GDP 3M/3M Change	11-Nov-22	12:00 PM	GBP	High Volatility			-0.3%
German CPI (YoY) (Oct)	11-Nov-22	12:00 PM	EUR	High Volatility		10.4%	10.4%

Source: Investing.com

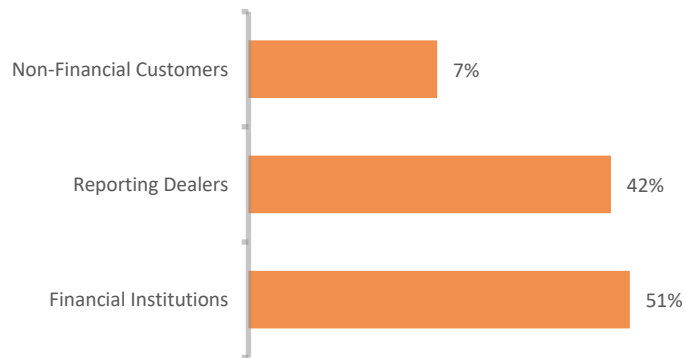
# FOREX MARKET'S STATISTICS

Forex Market Hours

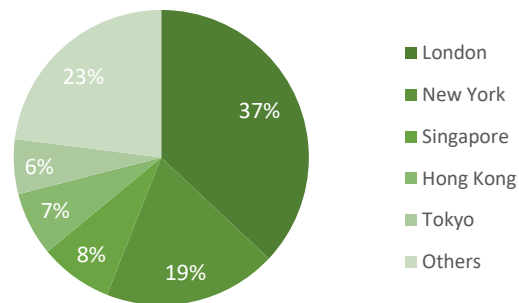


Note: This chart shows the normal forex trading times of all the major forex trading centers across the globe in Pakistan Standard Time.

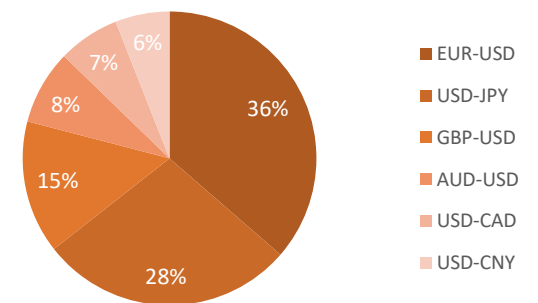
Forex Turnover by Counterparty



Markets' Share in Total Forex Turnover



Most Traded Currency Pairs



Sources: ACPL Research, Forexmarkethours, Dailyfx, Ig

# FOREX MARKET'S STATISTICS

This report has been prepared by Abbasi and Company (Private) Limited and is provided for information purposes only. Abbasi and Company (Private) Limited (ACPL) is engaged in brokerage business of commodities futures in Pakistan and to provide the trading/ execution facility on Pakistan Mercantile Exchange (PMEX). There is risk of loss in trading in derivatives (futures). The author, directors and other employees of Abbasi and Company (Private) Limited and its affiliates cannot be held responsible for any loss in trading. Futures; futures on margin carries a high level of risk and may not be suitable for all investors. The high degree of leverage can work against the investor/ traders. Before deciding to invest in Commodity derivatives, you should carefully consider your investment objectives, level of experience, and risk appetite. The possibility exists that you could sustain a loss of some or all of your initial investment and therefore you should not invest money that you cannot afford to lose. You should be aware of all the risks associated with futures trading in commodities and other financial products. We take no responsibility for any loss made in investment on any instruments through us. In any event Abbasi and Company (Private) Limited, its affiliates, agents will not be liable to anyone for any decision made or action taken for investment/ trading. Abbasi and Company (Private) Limited, its affiliates, directors and employees cannot be held responsible for any loss in trading due to any problem in connectivity; failure of system; technical problem in the software or any other reason whatever. All the reports/ recommendations/ trading calls/ opinions are advisory in nature and contains the opinions of the author, which are not to be construed as investment advices. The author, directors and other employees of Abbasi and Company (Private) Limited and its affiliates cannot be held responsible for the accuracy of the information presented herein or for the results of the positions taken based on the opinions expressed in the reports/ views from Abbasi and Company (Private) Limited. All the views/ recommendations/ trading calls and opinions are based on the information, which are believed to be accurate and no assurance can be given for the accuracy of these information.

Derivatives trading involve substantial risk. The valuation of the underlying may fluctuate, and as a result, clients may lose their entire original investment. In no event should the content of this research report be construed as an express or an implied promise, guarantee or implication by, or from, Abbasi and Company (Private) Limited that you will profit or that losses can, or will be, limited in any manner whatsoever. Past results are no indication of future performance. The information provided in this report is intended solely for informative purposes and is obtained from sources believed to be reliable. Information is in no way guaranteed. No guarantee of any kind is implied or possible where projections of future conditions are attempted. Investments in securities market are subject to market risks, read all the related documents carefully before investing.

All rights reserved by Abbasi and Company (Private) Limited. This report or any portion hereof may not be reproduced, distributed, or published by any person for any purpose whatsoever. Nor can it be sent to a third party without prior consent of Abbasi and Company (Private) Limited. Action could be taken for unauthorized reproduction, distribution, or publication.

The research analyst, primarily involved in the preparation of this report, certifies that (1) the views expressed in this report accurately reflect his/her personal views about the subject commodity/index /currency pair and (2) no part of his/her compensation was, is or will be directly or indirectly related to the specific recommendations or views expressed in this report.

## DISCLOSURE

Following exchange rates are used to convert investment and profit values:

- USD/PKR: 222
- JPY/PKR: 1.51

To arrive at our Target Price, Abbasi & Company (Private) Limited uses following methods:

- Technical Analysis
- Fundamental Analysis

Furthermore, profit and returns are inclusive of all expenses including PMEX Fee, ACPL Fee & Sales Tax

## RESEARCH DISSEMINATION POLICY

Abbasi & Company (Private) Limited endeavors to make all reasonable efforts to disseminate research to all eligible clients in a timely manner through either physical or electronic distribution such as email, fax mail etc. Nevertheless, all clients may not receive the material at the same time.

### PREPARED BY

Muhammad Salman  
Phone: (+92) 42 38302028  
Ext: 116  
Email: salman@abbasiandcompany.com

### RESEARCH DEPARTMENT

6 - Shadman, Lahore  
Phone: (+92) 42 38302028; Ext: 116, 117  
Email: research@abbasiandcompany.com  
web: www.abbasiandcompany.com

### HEAD OFFICE

6 - Shadman, Lahore  
Phone: (+92) 42 38302028  
Email: support@abbasiandcompany.com  
web: www.abbasiandcompany.com