

PMEX UPDATE (Evening)

WTI \$87.28 ▲ 0.9%	BUY <table border="1"> <thead> <tr> <th>Entry</th> <th>Stoploss</th> <th>Take Profit</th> </tr> </thead> <tbody> <tr> <td>86.55</td> <td>85.37</td> <td>89.00</td> </tr> </tbody> </table>	Entry	Stoploss	Take Profit	86.55	85.37	89.00	GAS \$6.84 ▲ 0.1%	SELL <table border="1"> <thead> <tr> <th>Entry</th> <th>Stoploss</th> <th>Take Profit</th> </tr> </thead> <tbody> <tr> <td>6.839</td> <td>6.958</td> <td>6.537</td> </tr> </tbody> </table>	Entry	Stoploss	Take Profit	6.839	6.958	6.537	GOLD \$1,717 ▼ -0.7%	BUY <table border="1"> <thead> <tr> <th>Entry</th> <th>Stoploss</th> <th>Take Profit</th> </tr> </thead> <tbody> <tr> <td>1,714.30</td> <td>1,707.74</td> <td>1,729.70</td> </tr> </tbody> </table>	Entry	Stoploss	Take Profit	1,714.30	1,707.74	1,729.70
Entry	Stoploss	Take Profit																					
86.55	85.37	89.00																					
Entry	Stoploss	Take Profit																					
6.839	6.958	6.537																					
Entry	Stoploss	Take Profit																					
1,714.30	1,707.74	1,729.70																					
SILVER \$20.47 ▼ -3.0%	BUY <table border="1"> <thead> <tr> <th>Entry</th> <th>Stoploss</th> <th>Take Profit</th> </tr> </thead> <tbody> <tr> <td>20.31</td> <td>20.16</td> <td>21.11</td> </tr> </tbody> </table>	Entry	Stoploss	Take Profit	20.31	20.16	21.11	PLATINUM \$920.95 ▼ -1.4%	BUY <table border="1"> <thead> <tr> <th>Entry</th> <th>Stoploss</th> <th>Take Profit</th> </tr> </thead> <tbody> <tr> <td>915.95</td> <td>908.40</td> <td>936.45</td> </tr> </tbody> </table>	Entry	Stoploss	Take Profit	915.95	908.40	936.45	COPPER \$3.46 ▼ -0.8%	SELL <table border="1"> <thead> <tr> <th>Entry</th> <th>Stoploss</th> <th>Take Profit</th> </tr> </thead> <tbody> <tr> <td>3.50</td> <td>3.53</td> <td>3.44</td> </tr> </tbody> </table>	Entry	Stoploss	Take Profit	3.50	3.53	3.44
Entry	Stoploss	Take Profit																					
20.31	20.16	21.11																					
Entry	Stoploss	Take Profit																					
915.95	908.40	936.45																					
Entry	Stoploss	Take Profit																					
3.50	3.53	3.44																					
DOW JONES 30,129 ▼ -0.8%	BUY <table border="1"> <thead> <tr> <th>Entry</th> <th>Stoploss</th> <th>Take Profit</th> </tr> </thead> <tbody> <tr> <td>29,945</td> <td>29,799</td> <td>30,385</td> </tr> </tbody> </table>	Entry	Stoploss	Take Profit	29,945	29,799	30,385	S&P 500 3,775 ▼ -0.7%	BUY <table border="1"> <thead> <tr> <th>Entry</th> <th>Stoploss</th> <th>Take Profit</th> </tr> </thead> <tbody> <tr> <td>3,756</td> <td>3,734</td> <td>3,813</td> </tr> </tbody> </table>	Entry	Stoploss	Take Profit	3,756	3,734	3,813	NASDAQ 100 11,553 ▼ -0.8%	BUY <table border="1"> <thead> <tr> <th>Entry</th> <th>Stoploss</th> <th>Take Profit</th> </tr> </thead> <tbody> <tr> <td>11,485</td> <td>11,394</td> <td>11,710</td> </tr> </tbody> </table>	Entry	Stoploss	Take Profit	11,485	11,394	11,710
Entry	Stoploss	Take Profit																					
29,945	29,799	30,385																					
Entry	Stoploss	Take Profit																					
3,756	3,734	3,813																					
Entry	Stoploss	Take Profit																					
11,485	11,394	11,710																					
USD-JPY ¥144.40 ▲ 0.2%	SELL <table border="1"> <thead> <tr> <th>Entry</th> <th>Stoploss</th> <th>Take Profit</th> </tr> </thead> <tbody> <tr> <td>144.46</td> <td>144.84</td> <td>143.50</td> </tr> </tbody> </table>	Entry	Stoploss	Take Profit	144.46	144.84	143.50	EUR-USD \$0.9921 ▼ -0.6%	BUY <table border="1"> <thead> <tr> <th>Entry</th> <th>Stoploss</th> <th>Take Profit</th> </tr> </thead> <tbody> <tr> <td>0.9920</td> <td>0.9894</td> <td>0.9990</td> </tr> </tbody> </table>	Entry	Stoploss	Take Profit	0.9920	0.9894	0.9990	GBP-USD \$1.1368 ▼ -0.9%	BUY <table border="1"> <thead> <tr> <th>Entry</th> <th>Stoploss</th> <th>Take Profit</th> </tr> </thead> <tbody> <tr> <td>1.1320</td> <td>1.1273</td> <td>1.1443</td> </tr> </tbody> </table>	Entry	Stoploss	Take Profit	1.1320	1.1273	1.1443
Entry	Stoploss	Take Profit																					
144.46	144.84	143.50																					
Entry	Stoploss	Take Profit																					
0.9920	0.9894	0.9990																					
Entry	Stoploss	Take Profit																					
1.1320	1.1273	1.1443																					

Major Headlines

Oil climbs ahead of OPEC+ talks on supply cut

Oil prices inched up on Wednesday extending 3% gains in the previous session ahead of a meeting of OPEC+ producers to discuss a big output cut in what energy executives and analysts see as a tightly supplied market. Brent crude rose 11 cents to \$91.91 a barrel at 0001 GMT, after climbing [see more...](#)

Gold continues with strong upward momentum and the potential to move higher

Gold continues to gain ground with very strong technical potential to move substantially higher. Over the last five trading days, gold hit a bottom at approximately \$1621 and gained well over \$100 in a short time. As of 5:21 PM, [see more...](#)

Dow Futures Slip After Indices Continue Relief Rally

U.S. stock futures were trading lower during Tuesday's evening deals, after major benchmark indices extended gains for the second consecutive session after a weaker than expected JOLTs job openings reading boosted bets that the Federal Reserve will ease aggressive interest rate [see more...](#)

USD/JPY Bears move in and take out key structure

USD/JPY is under pressure with the price trading 0.15% lower and extending on the overnight move in the US dollar to a low of 143.52 so far. The US yields made fresh lows as the 10-year yield fell 1.4 basis points to 3.6% while the two-year rate slipped by less than one basis point to 4.1%. while the [see more...](#)

EUR/USD prepares to cross 1.0000 amid weaker DXY, US NFP eyed

The EUR/USD pair is hovering around the psychological resistance of 1.0000 after a perpendicular rally post a break above the 0.9732-0.9850 consolidation. The major is preparing to demolish the parity as the US dollar index [see more...](#)

GBP/USD Price Analysis: Bulls cross 200-EMA above 1.1400, more gains ahead

The GBP/USD pair is struggling to smash the psychological resistance of 1.1500 after a juggernaut rally. The asset is gathering momentum at elevated levels and is expected to continue its six-day winning streak after overstepping [see more...](#)

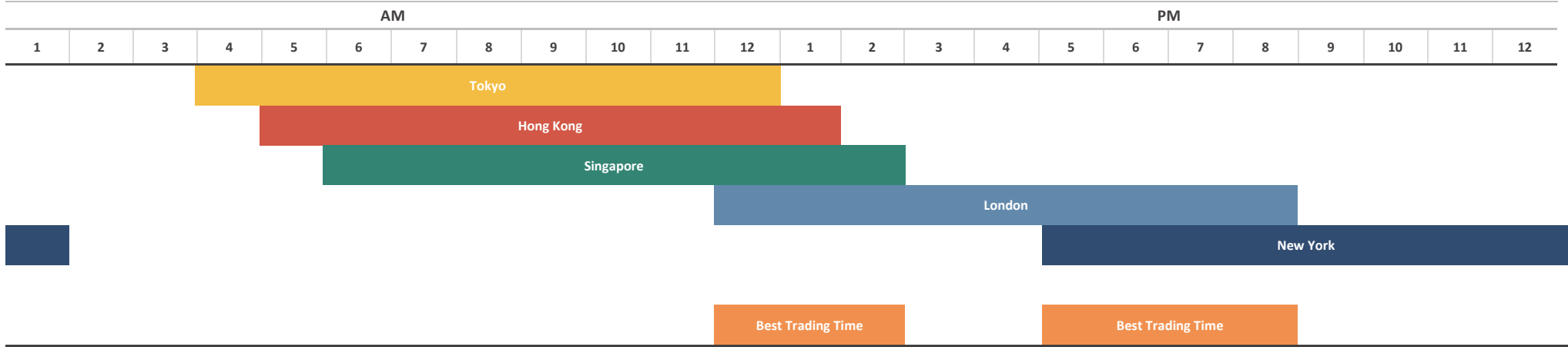
FOREX MARKET'S STATISTICS

Event	Dates	Time	Currency	Importance	Actual	Forecast	Previous
China - National Day	03-Oct-22	All Day		Holiday			
Tankan Large Manufacturers Index (Q3)	03-Oct-22	4:50 AM	JPY	High Volatility	8	11	9
Tankan Large Non-Manufacturers Index (Q3)	03-Oct-22	4:50 AM	JPY	High Volatility	14	13	13
German Manufacturing PMI (Sep)	03-Oct-22	12:55 PM	EUR	High Volatility	47.8	48.3	48.3
Manufacturing PMI (Sep)	03-Oct-22	1:30 PM	GBP	High Volatility	48.4	48.5	48.5
ISM Manufacturing PMI (Sep)	03-Oct-22	7:00 PM	USD	High Volatility	50.9	52.2	52.8
Hong Kong - National Day	04-Oct-22	All Day		Holiday			
China - National Day	04-Oct-22	All Day		Holiday			
RBA Interest Rate Decision (Oct)	04-Oct-22	4:30 PM	AUD	High Volatility	2.60%	2.85%	2.35%
RBA Rate Statement	04-Oct-22	5:30 PM	AUD	High Volatility			
JOLTs Job Openings (Aug)	04-Oct-22	7:00 PM	USD	High Volatility	10.053M	10.775M	11.170M
ECB President Lagarde Speaks	04-Oct-22	7:00 PM	EUR	High Volatility			
China - National Day	05-Oct-22	All Day		Holiday			
Retail Sales (MoM)	05-Oct-22	5:30 AM	AUD	High Volatility	0.6%	0.6%	1.3%
RBNZ Interest Rate Decision	05-Oct-22	6:00 AM	NZD	High Volatility	3.50%	3.50%	3.00%
RBNZ Rate Statement	05-Oct-22	6:00 AM	NZD	High Volatility			
Composite PMI (Sep)	05-Oct-22	1:30 PM	GBP	High Volatility	49.1	48.4	49.6
Services PMI (Sep)	05-Oct-22	1:30 PM	GBP	High Volatility	50.0	49.2	50.9
ADP Nonfarm Employment Change (Sep)	05-Oct-22	5:15 PM	USD	High Volatility		200K	132K
ISM Non-Manufacturing PMI (Sep)	05-Oct-22	7:00 PM	USD	High Volatility		56.0	56.9
Crude Oil Inventories	05-Oct-22	7:30 PM	USD	High Volatility		2.052M	-0.215M
China - National Day	06-Oct-22	All Day		Holiday			
Construction PMI (Sep)	06-Oct-22	1:30 PM	GBP	High Volatility		48.0	49.2
ECB Publishes Account of Monetary Policy Meeting	06-Oct-22	4:30 PM	EUR	High Volatility			
Initial Jobless Claims	06-Oct-22	5:30 PM	USD	High Volatility		203K	193K
Ivey PMI (Sep)	06-Oct-22	7:00 PM	CAD	High Volatility			60.9
China - National Day	07-Oct-22	All Day		Holiday			
Caixin Manufacturing PMI	07-Oct-22	6:30 AM	CNY	High Volatility			49.5
Manufacturing PMI	07-Oct-22	6:30 AM	CNY	High Volatility			49.4
EU Leaders Summit	07-Oct-22	3:00 PM	EUR	High Volatility			
Nonfarm Payrolls (Sep)	07-Oct-22	5:30 PM	USD	High Volatility		250K	315K
Unemployment Rate (Sep)	07-Oct-22	5:30 PM	USD	High Volatility		3.7%	3.7%
Employment Change (Sep)	07-Oct-22	5:30 PM	CAD	High Volatility		20.0K	-39.7K

Source: Investing.com

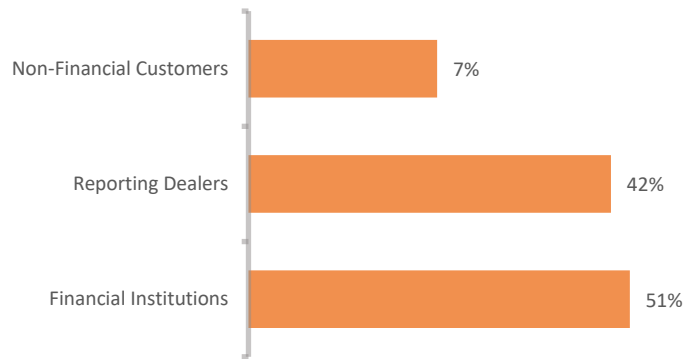
DISCLAIMER

Forex Market Hours

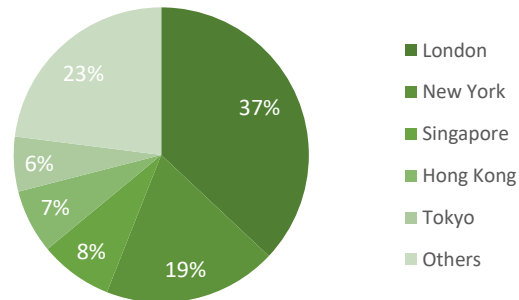


Note: This chart shows the normal forex trading times of all the major forex trading centers across the globe in Pakistan Standard Time.

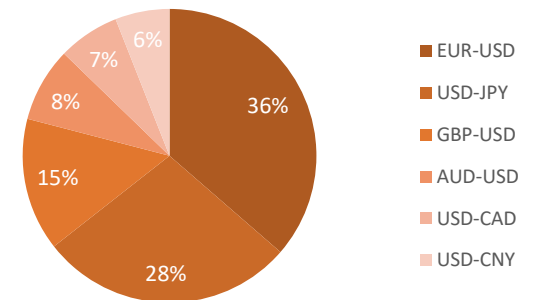
Forex Turnover by Counterparty



Markets' Share in Total Forex Turnover



Most Traded Currency Pairs



Sources: ACPL Research, Forexmarkethours, Dailyfx, Ig

DISCLAIMER

This report has been prepared by Abbasi and Company (Private) Limited and is provided for information purposes only. Abbasi and Company (Private) Limited (ACPL) is engaged in brokerage business of commodities futures in Pakistan and to provide the trading/ execution facility on Pakistan Mercantile Exchange (PMEX). There is risk of loss in trading in derivatives (futures). The author, directors and other employees of Abbasi and Company (Private) Limited and its affiliates cannot be held responsible for any loss in trading. Futures; futures on margin carries a high level of risk and may not be suitable for all investors. The high degree of leverage can work against the investor/ traders. Before deciding to invest in Commodity derivatives, you should carefully consider your investment objectives, level of experience, and risk appetite. The possibility exists that you could sustain a loss of some or all of your initial investment and therefore you should not invest money that you cannot afford to lose. You should be aware of all the risks associated with futures trading in commodities and other financial products. We take no responsibility for any loss made in investment on any instruments through us. In any event Abbasi and Company (Private) Limited, its affiliates, agents will not be liable to anyone for any decision made or action taken for investment/ trading. Abbasi and Company (Private) Limited, its affiliates, directors and employees cannot be held responsible for any loss in trading due to any problem in connectivity; failure of system; technical problem in the software or any other reason whatever.

All the reports/ recommendations/ trading calls/ opinions are advisory in nature and contains the opinions of the author, which are not to be construed as investment advices. The author, directors and other employees of Abbasi and Company (Private) Limited and its affiliates cannot be held responsible for the accuracy of the information presented herein or for the results of the positions taken based on the opinions expressed in the reports/ views from Abbasi and Company (Private) Limited. All the views/ recommendations/ trading calls and opinions are based on the information, which are believed to be accurate and no assurance can be given for the accuracy of these information.

Derivatives trading involve substantial risk. The valuation of the underlying may fluctuate, and as a result, clients may lose their entire original investment. In no event should the content of this research report be construed as an express or an implied promise, guarantee or implication by, or from, Abbasi and Company (Private) Limited that you will profit or that losses can, or will be, limited in any manner whatsoever. Past results are no indication of future performance. The information provided in this report is intended solely for informative purposes and is obtained from sources believed to be reliable. Information is in no way guaranteed. No guarantee of any kind is implied or possible where projections of future conditions are attempted. Investments in securities market are subject to market risks, read all the related documents carefully before investing.

All rights reserved by Abbasi and Company (Private) Limited. This report or any portion hereof may not be reproduced, distributed, or published by any person for any purpose whatsoever. Nor can it be sent to a third party without prior consent of Abbasi and Company (Private) Limited. Action could be taken for unauthorized reproduction, distribution, or publication.

The research analyst, primarily involved in the preparation of this report, certifies that (1) the views expressed in this report accurately reflect his/her personal views about the subject commodity/index /currency pair and (2) no part of his/her compensation was, is or will be directly or indirectly related to the specific recommendations or views expressed in this report.

DISCLOSURE

Following exchange rates are used to convert investment and profit values:

- USD/PKR: 224.25
- JPY/PKR: 1.56

To arrive at our Target Price, Abbasi & Company (Private) Limited uses following methods:

- Technical Analysis
- Fundamental Analysis

Furthermore, profit and returns are inclusive of all expenses including PMEX Fee, ACPL Fee & Sales Tax

RESEARCH DISSEMINATION POLICY

Abbasi & Company (Private) Limited endeavors to make all reasonable efforts to disseminate research to all eligible clients in a timely manner through either physical or electronic distribution such as email, fax mail etc. Nevertheless, all clients may not receive the material at the same time.

PREPARED BY

Muhammad Salman
Phone: (+92) 42 38302028
Ext: 116
Email: salman@abbasiandcompany.com

RESEARCH DEPARTMENT

6 - Shadman, Lahore
Phone: (+92) 42 38302028; Ext: 116, 117
Email: research@abbasiandcompany.com
web: www.abbasiandcompany.com

HEAD OFFICE

6 - Shadman, Lahore
Phone: (+92) 42 38302028
Email: support@abbasiandcompany.com
web: www.abbasiandcompany.com