

## PMEX UPDATE (Evening)

<b>WTI</b> \$86.45 ▼ -1.7%	<b>BUY</b> Entry: 85.89 Stoploss: 84.65 Take Profit: 90.50	<b>GAS</b> \$6.26 ▲ 10.1%	<b>BUY</b> Entry: 6.178 Stoploss: 6.072 Take Profit: 6.476	<b>GOLD</b> \$1,642 ▼ -0.2%	<b>SELL</b> Entry: 1,946.00 Stoploss: 1,952.32 Take Profit: 1,927.25
<b>SILVER</b> \$19.04 ▼ -0.6%	<b>SELL</b> Entry: 19.07 Stoploss: 19.23 Take Profit: 18.71	<b>PLATINUM</b> \$935.50 ▼ -1.4%	<b>SELL</b> Entry: 940.30 Stoploss: 948.30 Take Profit: 908.00	<b>COPPER</b> \$3.37 ▼ -1.6%	<b>SELL</b> Entry: 3.38 Stoploss: 3.41 Take Profit: 3.30
<b>DOW JONES</b> 32,743 ▼ -0.5%	<b>BUY</b> Entry: 32,512 Stoploss: 32,343 Take Profit: 33,235	<b>S&amp;P 500</b> 3,890 ▼ -0.6%	<b>BUY</b> Entry: 3,870 Stoploss: 3,847 Take Profit: 3,926	<b>NASDAQ 100</b> 11,502 ▼ -0.7%	<b>BUY</b> Entry: 11,406 Stoploss: 11,318 Take Profit: 11,633
<b>USD-JPY</b> ¥148.63 ▲ 0.8%	<b>BUY</b> Entry: 148.26 Stoploss: 147.81 Take Profit: 149.25	<b>EUR-USD</b> \$0.9932 ▼ -0.3%	<b>SELL</b> Entry: 0.9956 Stoploss: 0.9982 Take Profit: 0.9903	<b>GBP-USD</b> \$1.1544 ▼ -0.6%	<b>SELL</b> Entry: 1.1554 Stoploss: 1.1602 Take Profit: 1.1405

### Major Headlines

**Oil slips as China COVID curbs outweigh concerns over U.S. output**

Oil prices fell on Monday on concerns that widening COVID-19 curbs in China will curtail demand, offsetting signs that output at the top U.S. shale field is losing steam. Brent crude futures dropped 36 cents, or 0.4%, to \$95.41 a barrel [see more...](#)

**Copper Prices Sink on Fresh China Woes, Gold Hovers Below \$1,650**

Gold prices hovered below key support levels on Monday as caution kicked in ahead of a two-day Federal Reserve meeting, while copper prices sank as weak manufacturing data from China pointed to more woes for the world's [see more...](#)

**Dow Futures Trade Lower After Posting Best Week Since 1976**  
U.S. stock futures were trading in a tight range during Sunday's evening deals, after major benchmark averages rallied in the previous week, with the Dow posting its best week in decades as investors continued to monitor a slew of corporate earnings results. By 7:05pm ET (11:05pm [see more...](#)

**USD/JPY steadies below 148.40 resistance amid sluggish yields ahead of FOMC, NFP**

USD/JPY grinds higher past 148.00 during the second consecutive positive day, up 0.45% while retreating from the daily high of 148.26. The yen pair's latest inaction could be linked to the market's mixed sentiment, as well as [see more...](#)

**EUR/USD Price Analysis: Bears struggle below the parity level**  
EUR/USD struggles for clear directions around the mid-0.9900s even as bears keep the reins during Monday's Asian session. In doing so, the major currency pair seesaws between the 21-SMA and the previous resistance line from October 07. Given the bearish MACD signals and the [see more...](#)

**GBP/USD Price Analysis: Cable finds support at 20-EMA around 1.1600**

The GBP/USD pair has overstepped the immediate resistance of 1.1600 in the Asian session amid a subdued performance by the US dollar index (DXY). The DXY is performing lackluster in a limited range ahead of the monetary policy [see more...](#)

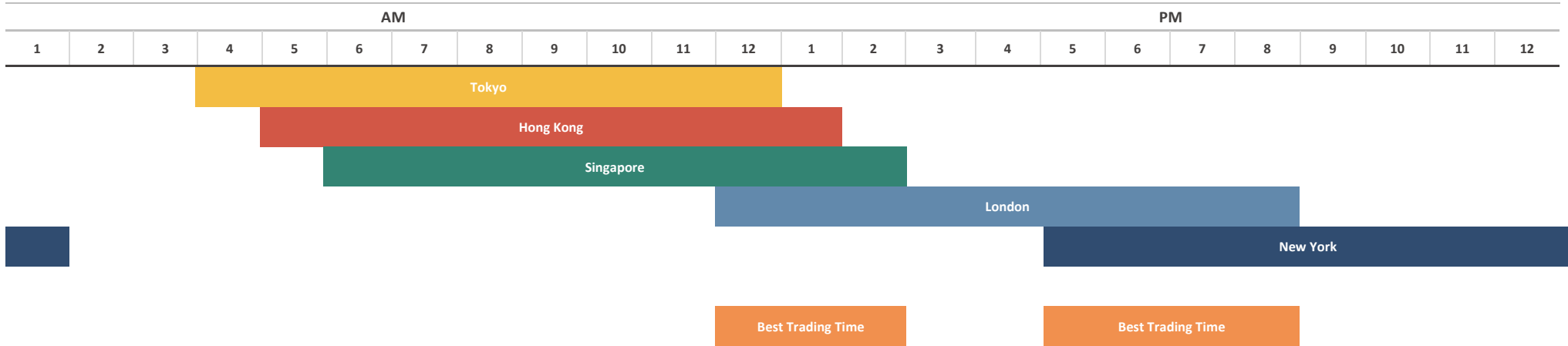
# ECONOMIC CALENDAR

Event	Dates	Time	Currency	Importance	Actual	Forecast	Previous
Retail Sales (MoM) (Sep)	31-Oct-22	5:30 AM	AUD	High Volatility	0.6%	0.6%	0.6%
Manufacturing PMI (Oct)	31-Oct-22	6:30 AM	CNY	High Volatility	49.2	50	50.1
CPI (YoY) (Oct)	31-Oct-22	3:00 PM	EUR	High Volatility	10.7%	10.2%	9.9%
Caixin Manufacturing PMI (Oct)	01-Nov-22	6:45 AM	CNY	High Volatility		49	48.1
RBA Interest Rate Decision (Nov)	01-Nov-22	8:30 AM	AUD	High Volatility		2.85%	2.60%
RBA Rate Statement	01-Nov-22	8:30 AM	AUD	High Volatility			
Manufacturing PMI (Oct)	01-Nov-22	2:30 PM	GBP	High Volatility		45.8	45.8
BCB Copom Meeting Minutes	01-Nov-22	4:00 PM	BRL	High Volatility			
ISM Manufacturing PMI (Oct)	01-Nov-22	7:00 PM	USD	High Volatility		49.9	50.9
JOLTs Job Openings (Sep)	01-Nov-22	7:00 PM	USD	High Volatility		10.000M	10.053M
German Manufacturing PMI (Oct)	02-Nov-22	1:55 PM	EUR	High Volatility		45.7	45.7
German Unemployment Change (Oct)	02-Nov-22	1:55 PM	EUR	High Volatility		13K	14K
ADP Nonfarm Employment Change (Oct)	02-Nov-22	5:15 PM	USD	High Volatility		190K	208K
Crude Oil Inventories	02-Nov-22	7:30 PM	USD	High Volatility			2.588M
FOMC Statement	02-Nov-22	11:00 PM	USD	High Volatility			
Fed Interest Rate Decision	02-Nov-22	11:00 PM	USD	High Volatility		4.00%	3.25%
FOMC Press Conference	02-Nov-22	11:30 PM	USD	High Volatility			
Japan - Culture Day	03-Nov-22	Holiday		All Day			
ECB President Lagarde Speaks	03-Nov-22	1:05 PM	EUR	High Volatility			
Composite PMI (Oct)	03-Nov-22	2:30 PM	GBP	High Volatility		47.2	47.2
Services PMI (Oct)	03-Nov-22	2:30 PM	GBP	High Volatility		47.5	47.5
BoE Interest Rate Decision (Nov)	03-Nov-22	5:00 PM	GBP	High Volatility		3.00%	2.25%
BoE Gov Bailey Speaks	03-Nov-22	5:30 PM	GBP	High Volatility			
Initial Jobless Claims	03-Nov-22	5:30 PM	USD	High Volatility		220K	217K
ISM Non-Manufacturing PMI (Oct)	03-Nov-22	7:00 PM	USD	High Volatility		55.4	56.7
BoE Gov Bailey Speaks	03-Nov-22	7:15 PM	GBP	High Volatility			
Russia - Unity Day	04-Nov-22	Holiday		All Day			
Construction PMI (Oct)	04-Nov-22	2:30 PM	GBP	High Volatility		48	52.3
ECB President Lagarde Speaks	04-Nov-22	2:30 PM	EUR	High Volatility			
Nonfarm Payrolls (Oct)	04-Nov-22	5:30 PM	USD	High Volatility		200K	263K
Unemployment Rate (Oct)	04-Nov-22	5:30 PM	USD	High Volatility		3.6%	3.5%
Employment Change (Oct)	04-Nov-22	5:30 PM	CAD	High Volatility		5.0K	21.1K
Ivey PMI (Oct)	04-Nov-22	7:00 PM	CAD	High Volatility			59.5

Source: Investing.com

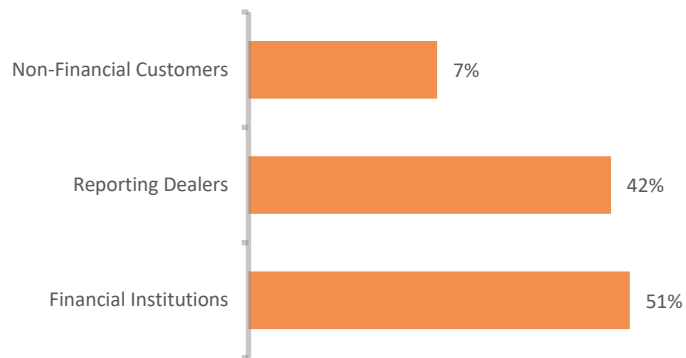
# FOREX MARKET'S STATISTICS

Forex Market Hours

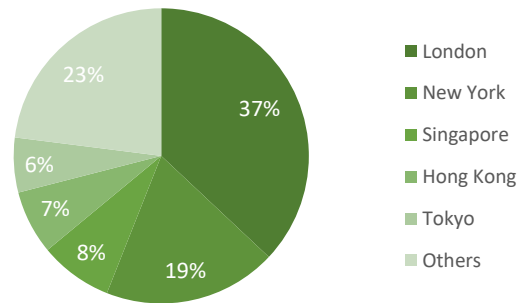


Note: This chart shows the normal forex trading times of all the major forex trading centers across the globe in Pakistan Standard Time.

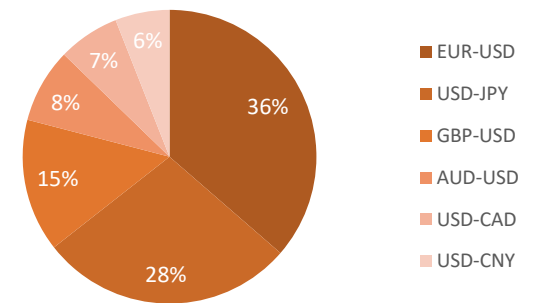
Forex Turnover by Counterparty



Markets' Share in Total Forex Turnover



Most Traded Currency Pairs



Sources: ACPL Research, Forexmarkethours, Dailyfx, Ig

# FOREX MARKET'S STATISTICS

This report has been prepared by Abbasi and Company (Private) Limited and is provided for information purposes only. Abbasi and Company (Private) Limited (ACPL) is engaged in brokerage business of commodities futures in Pakistan and to provide the trading/ execution facility on Pakistan Mercantile Exchange (PMEX). There is risk of loss in trading in derivatives (futures). The author, directors and other employees of Abbasi and Company (Private) Limited and its affiliates cannot be held responsible for any loss in trading. Futures; futures on margin carries a high level of risk and may not be suitable for all investors. The high degree of leverage can work against the investor/ traders. Before deciding to invest in Commodity derivatives, you should carefully consider your investment objectives, level of experience, and risk appetite. The possibility exists that you could sustain a loss of some or all of your initial investment and therefore you should not invest money that you cannot afford to lose. You should be aware of all the risks associated with futures trading in commodities and other financial products. We take no responsibility for any loss made in investment on any instruments through us. In any event Abbasi and Company (Private) Limited, its affiliates, agents will not be liable to anyone for any decision made or action taken for investment/ trading. Abbasi and Company (Private) Limited, its affiliates, directors and employees cannot be held responsible for any loss in trading due to any problem in connectivity; failure of system; technical problem in the software or any other reason whatever.

All the reports/ recommendations/ trading calls/ opinions are advisory in nature and contains the opinions of the author, which are not to be construed as investment advices. The author, directors and other employees of Abbasi and Company (Private) Limited and its affiliates cannot be held responsible for the accuracy of the information presented herein or for the results of the positions taken based on the opinions expressed in the reports/ views from Abbasi and Company (Private) Limited. All the views/ recommendations/ trading calls and opinions are based on the information, which are believed to be accurate and no assurance can be given for the accuracy of these information.

Derivatives trading involve substantial risk. The valuation of the underlying may fluctuate, and as a result, clients may lose their entire original investment. In no event should the content of this research report be construed as an express or an implied promise, guarantee or implication by, or from, Abbasi and Company (Private) Limited that you will profit or that losses can, or will be, limited in any manner whatsoever. Past results are no indication of future performance. The information provided in this report is intended solely for informative purposes and is obtained from sources believed to be reliable. Information is in no way guaranteed. No guarantee of any kind is implied or possible where projections of future conditions are attempted. Investments in securities market are subject to market risks, read all the related documents carefully before investing.

All rights reserved by Abbasi and Company (Private) Limited. This report or any portion hereof may not be reproduced, distributed, or published by any person for any purpose whatsoever. Nor can it be sent to a third party without prior consent of Abbasi and Company (Private) Limited. Action could be taken for unauthorized reproduction, distribution, or publication.

The research analyst, primarily involved in the preparation of this report, certifies that (1) the views expressed in this report accurately reflect his/her personal views about the subject commodity/index /currency pair and (2) no part of his/her compensation was, is or will be directly or indirectly related to the specific recommendations or views expressed in this report.

## DISCLOSURE

Following exchange rates are used to convert investment and profit values:

- USD/PKR: 220.75
- JPY/PKR: 1.49

To arrive at our Target Price, Abbasi & Company (Private) Limited uses following methods:

- Technical Analysis
- Fundamental Analysis

Furthermore, profit and returns are inclusive of all expenses including PMEX Fee, ACPL Fee & Sales Tax

## RESEARCH DISSEMINATION POLICY

Abbasi & Company (Private) Limited endeavors to make all reasonable efforts to disseminate research to all eligible clients in a timely manner through either physical or electronic distribution such as email, fax mail etc. Nevertheless, all clients may not receive the material at the same time.

### PREPARED BY

Muhammad Salman  
Phone: (+92) 42 38302028  
Ext: 116  
Email: salman@abbasiandcompany.com

### RESEARCH DEPARTMENT

6 - Shadman, Lahore  
Phone: (+92) 42 38302028; Ext: 116, 117  
Email: research@abbasiandcompany.com  
web: www.abbasiandcompany.com

### HEAD OFFICE

6 - Shadman, Lahore  
Phone: (+92) 42 38302028  
Email: support@abbasiandcompany.com  
web: www.abbasiandcompany.com