

PMEX UPDATE (Evening)

WTI \$78.36 ▼ -0.1% <table border="1"> <tr><th colspan="3">BUY</th></tr> <tr><th>Entry</th><th>Stoploss</th><th>Take Profit</th></tr> <tr><td>78.02</td><td>77.04</td><td>80.00</td></tr> </table>	BUY			Entry	Stoploss	Take Profit	78.02	77.04	80.00	BRENT \$83.56 ▲ 0.1% <table border="1"> <tr><th colspan="3">BUY</th></tr> <tr><th>Entry</th><th>Stoploss</th><th>Take Profit</th></tr> <tr><td>83.10</td><td>82.09</td><td>84.35</td></tr> </table>	BUY			Entry	Stoploss	Take Profit	83.10	82.09	84.35	GAS \$4.49 ▼ -1.6% <table border="1"> <tr><th colspan="3">SELL</th></tr> <tr><th>Entry</th><th>Stoploss</th><th>Take Profit</th></tr> <tr><td>4.559</td><td>4.659</td><td>4.432</td></tr> </table>	SELL			Entry	Stoploss	Take Profit	4.559	4.659	4.432
BUY																													
Entry	Stoploss	Take Profit																											
78.02	77.04	80.00																											
BUY																													
Entry	Stoploss	Take Profit																											
83.10	82.09	84.35																											
SELL																													
Entry	Stoploss	Take Profit																											
4.559	4.659	4.432																											
GOLD \$1,821.75 ▼ -0.2% <table border="1"> <tr><th colspan="3">BUY</th></tr> <tr><th>Entry</th><th>Stoploss</th><th>Take Profit</th></tr> <tr><td>1,818.00</td><td>1,810.52</td><td>1,833.00</td></tr> </table>	BUY			Entry	Stoploss	Take Profit	1,818.00	1,810.52	1,833.00	PLATINUM \$1,074.55 ▲ 0.9% <table border="1"> <tr><th colspan="3">BUY</th></tr> <tr><th>Entry</th><th>Stoploss</th><th>Take Profit</th></tr> <tr><td>1,068.00</td><td>1,059.59</td><td>1,080.00</td></tr> </table>	BUY			Entry	Stoploss	Take Profit	1,068.00	1,059.59	1,080.00	SILVER \$24.06 ▼ -0.8% <table border="1"> <tr><th colspan="3">BUY</th></tr> <tr><th>Entry</th><th>Stoploss</th><th>Take Profit</th></tr> <tr><td>23.96</td><td>23.77</td><td>24.25</td></tr> </table>	BUY			Entry	Stoploss	Take Profit	23.96	23.77	24.25
BUY																													
Entry	Stoploss	Take Profit																											
1,818.00	1,810.52	1,833.00																											
BUY																													
Entry	Stoploss	Take Profit																											
1,068.00	1,059.59	1,080.00																											
BUY																													
Entry	Stoploss	Take Profit																											
23.96	23.77	24.25																											
COPPER \$3.83 ▲ 0.1% <table border="1"> <tr><th colspan="3">BUY</th></tr> <tr><th>Entry</th><th>Stoploss</th><th>Take Profit</th></tr> <tr><td>3.82</td><td>3.78</td><td>3.87</td></tr> </table>	BUY			Entry	Stoploss	Take Profit	3.82	3.78	3.87	COTTON \$83.41 ▲ 0.9% <table border="1"> <tr><th colspan="3">BUY</th></tr> <tr><th>Entry</th><th>Stoploss</th><th>Take Profit</th></tr> <tr><td>82.29</td><td>81.79</td><td>84.00</td></tr> </table>	BUY			Entry	Stoploss	Take Profit	82.29	81.79	84.00	DOW JONES 33282.00 ▼ -0.3% <table border="1"> <tr><th colspan="3">SELL</th></tr> <tr><th>Entry</th><th>Stoploss</th><th>Take Profit</th></tr> <tr><td>33,350.00</td><td>33,511.13</td><td>33,015.00</td></tr> </table>	SELL			Entry	Stoploss	Take Profit	33,350.00	33,511.13	33,015.00
BUY																													
Entry	Stoploss	Take Profit																											
3.82	3.78	3.87																											
BUY																													
Entry	Stoploss	Take Profit																											
82.29	81.79	84.00																											
SELL																													
Entry	Stoploss	Take Profit																											
33,350.00	33,511.13	33,015.00																											
S&P 500 3859.25 ▼ -0.3% <table border="1"> <tr><th colspan="3">SELL</th></tr> <tr><th>Entry</th><th>Stoploss</th><th>Take Profit</th></tr> <tr><td>3,870.00</td><td>3,892.91</td><td>3,824.00</td></tr> </table>	SELL			Entry	Stoploss	Take Profit	3,870.00	3,892.91	3,824.00	NASDAQ 100 10996.75 ▼ -0.3% <table border="1"> <tr><th colspan="3">SELL</th></tr> <tr><th>Entry</th><th>Stoploss</th><th>Take Profit</th></tr> <tr><td>11,030.00</td><td>11,114.90</td><td>10,860.00</td></tr> </table>	SELL			Entry	Stoploss	Take Profit	11,030.00	11,114.90	10,860.00	AUS-USD \$0.6789 ▲ 0.2% <table border="1"> <tr><th colspan="3">BUY</th></tr> <tr><th>Entry</th><th>Stoploss</th><th>Take Profit</th></tr> <tr><td>0.6775</td><td>0.6752</td><td>0.6810</td></tr> </table>	BUY			Entry	Stoploss	Take Profit	0.6775	0.6752	0.6810
SELL																													
Entry	Stoploss	Take Profit																											
3,870.00	3,892.91	3,824.00																											
SELL																													
Entry	Stoploss	Take Profit																											
11,030.00	11,114.90	10,860.00																											
BUY																													
Entry	Stoploss	Take Profit																											
0.6775	0.6752	0.6810																											
JPY-USD ¥ 132.01 ▼ -0.8% <table border="1"> <tr><th colspan="3">SELL</th></tr> <tr><th>Entry</th><th>Stoploss</th><th>Take Profit</th></tr> <tr><td>132.32</td><td>132.92</td><td>131.39</td></tr> </table>	SELL			Entry	Stoploss	Take Profit	132.32	132.92	131.39	EUR-USD \$1.0669 ▲ 0.1% <table border="1"> <tr><th colspan="3">BUY</th></tr> <tr><th>Entry</th><th>Stoploss</th><th>Take Profit</th></tr> <tr><td>1.0654</td><td>1.0626</td><td>1.0700</td></tr> </table>	BUY			Entry	Stoploss	Take Profit	1.0654	1.0626	1.0700	GBP-USD \$1.2044 ▼ -0.1% <table border="1"> <tr><th colspan="3">BUY</th></tr> <tr><th>Entry</th><th>Stoploss</th><th>Take Profit</th></tr> <tr><td>1.2028</td><td>1.1987</td><td>1.2095</td></tr> </table>	BUY			Entry	Stoploss	Take Profit	1.2028	1.1987	1.2095
SELL																													
Entry	Stoploss	Take Profit																											
132.32	132.92	131.39																											
BUY																													
Entry	Stoploss	Take Profit																											
1.0654	1.0626	1.0700																											
BUY																													
Entry	Stoploss	Take Profit																											
1.2028	1.1987	1.2095																											

Major Headlines

Oil set to end turbulent 2022 modestly higher
 Oil prices edged up on Friday and were on track to post their second straight annual gains, albeit modest, in a stormy year marked by tight supplies [see more...](#)

Gold ends higher, boosted by weaker greenback and on track to finish 2022 near 6-month high
 Gold prices settled higher on Thursday supported by a sell-off in the U.S. dollar index, after retreating modestly in [see more...](#)

Stocks close higher in year-end rally. Nasdaq adds more than 2%
 Stocks jumped on Thursday as investors headed into the final trading days of 2022. The Dow Jones Industrial Average [see more...](#)

USD/JPY Price Analysis: Bearish engulfing pattern spurred a fall below 133.00
 The USD/JPY advancement was capped around the confluence of the 20 and 200-day Exponential [see more...](#)

EUR/USD climbs toward 1.0660s after US jobless claims increased
 The Euro (EUR) held to its gains vs. the American Dollar (USD) as sentiment improved ahead of the last trading [see more...](#)

GBP/USD to see an average range of 1.23-1.28 until the longer term picture shows improvement
 The British Pound has recovered somewhat from the intense selling that greeted former PM Liz Truss's [see more...](#)

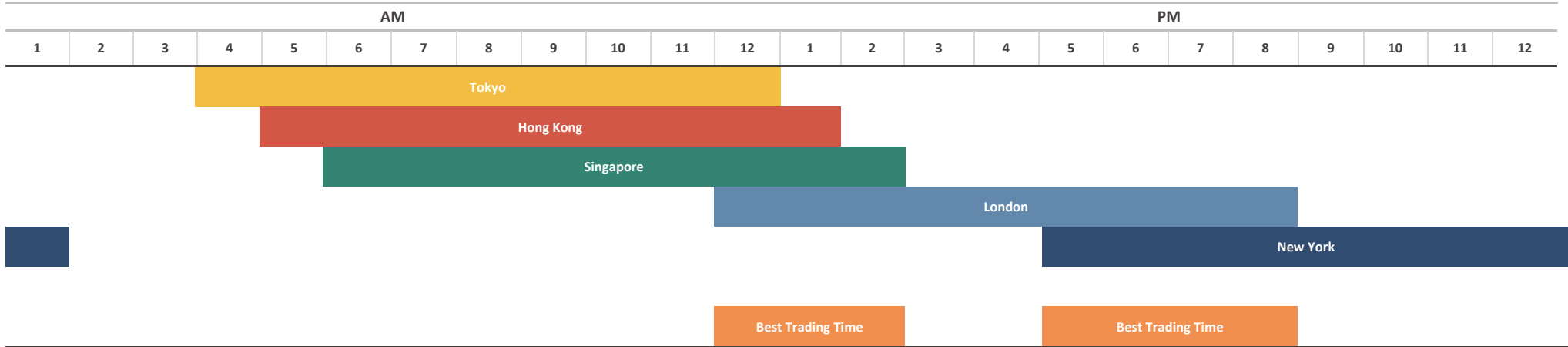
ECONOMIC CALENDAR

Event	Dates	Time	Currency	Importance	Actual	Forecast	Previous
United States - Christmas	26-Dec-22	All Day		Holiday			
Singapore - Christmas	26-Dec-22	All Day		Holiday			
Hong Kong - Christmas	26-Dec-22	All Day		Holiday			
Canada - Christmas	26-Dec-22	All Day		Holiday			
Switzerland - St. Stephen's Day	26-Dec-22	All Day		Holiday			
Italy - St. Stephen's Day	26-Dec-22	All Day		Holiday			
Spain - St. Stephen's Day	26-Dec-22	All Day		Holiday			
United Kingdom - Boxing Day	26-Dec-22	All Day		Holiday			
Germany - Boxing Day	26-Dec-22	All Day		Holiday			
France - Boxing Day	26-Dec-22	All Day		Holiday			
Australia - Boxing Day	26-Dec-22	All Day		Holiday			
New Zealand - Boxing Day	26-Dec-22	All Day		Holiday			
United Kingdom - Christmas	27-Dec-22	All Day		Holiday			
Australia - Christmas	27-Dec-22	All Day		Holiday			
Hong Kong - Christmas	27-Dec-22	All Day		Holiday			
New Zealand - Christmas	27-Dec-22	All Day		Holiday			
Canada - Boxing Day	27-Dec-22	All Day		Holiday			
Pending Home Sales (MoM) (Nov)	28-Dec-22	8:00 PM	USD	High Volatility	-4.0%	-0.8%	-4.6%
Initial Jobless Claims	29-Dec-22	6:30 PM	USD	High Volatility	225K	225K	216K
Crude Oil Inventories	29-Dec-22	9:00 PM	USD	High Volatility	0.718M	-1.520M	-5.894M
Brazil - Market Holiday	30-Dec-22	All Day		Holiday			
South Korea - End of year	30-Dec-22	All Day		Holiday			
United Kingdom - New Year's Day - Early close at 12:30	30-Dec-22	12:30 PM		Holiday			
New Zealand - New Year's Day - Early close at 12:45	30-Dec-22	12:45 PM		Holiday			
Australia - New Year's Day - Early close at 14:30	30-Dec-22	2:30 PM		Holiday			
Japan - Market Holiday	31-Dec-22	All Day		Holiday			
Manufacturing PMI (Dec)	31-Dec-22	6:30 AM	CNY	High Volatility		48.0	48.0

Source: Investing.com

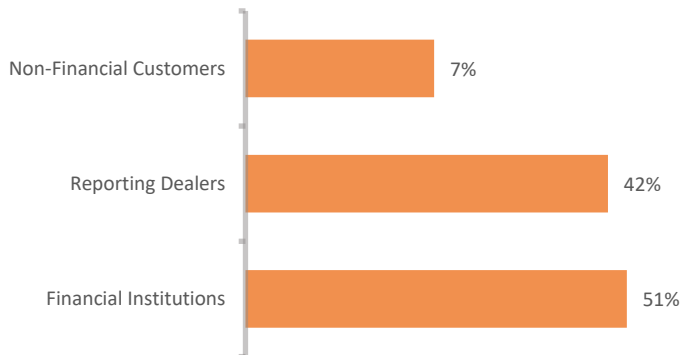
FOREX MARKET'S STATISTICS

Forex Market Hours

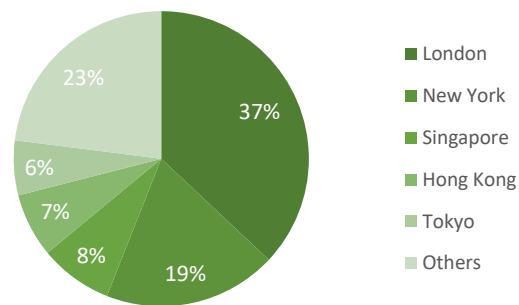


Note: This chart shows the normal forex trading times of all the major forex trading centers across the globe in Pakistan Standard Time.

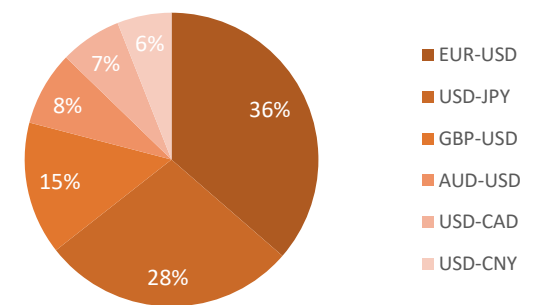
Forex Turnover by Counterparty



Markets' Share in Total Forex Turnover



Most Traded Currency Pairs



Sources: ACPL Research, Forexmarkethours, Dailyfx, Ig

DISCLAIMER

This report has been prepared by Abbasi and Company (Private) Limited and is provided for information purposes only. Abbasi and Company (Private) Limited (ACPL) is engaged in brokerage business of commodities futures in Pakistan and to provide the trading/ execution facility on Pakistan Mercantile Exchange (PMEX). There is risk of loss in trading in derivatives (futures). The author, directors and other employees of Abbasi and Company (Private) Limited and its affiliates cannot be held responsible for any loss in trading. Futures; futures on margin carries a high level of risk and may not be suitable for all investors. The high degree of leverage can work against the investor/ traders. Before deciding to invest in Commodity derivatives, you should carefully consider your investment objectives, level of experience, and risk appetite. The possibility exists that you could sustain a loss of some or all of your initial investment and therefore you should not invest money that you cannot afford to lose. You should be aware of all the risks associated with futures trading in commodities and other financial products. We take no responsibility for any loss made in investment on any instruments through us. In any event Abbasi and Company (Private) Limited, its affiliates, agents will not be liable to anyone for any decision made or action taken for investment/ trading. Abbasi and Company (Private) Limited, its affiliates, directors and employees cannot be held responsible for any loss in trading due to any problem in connectivity; failure of system; technical problem in the software or any other reason whatever.

All the reports/ recommendations/ trading calls/ opinions are advisory in nature and contains the opinions of the author, which are not to be construed as investment advices. The author, directors and other employees of Abbasi and Company (Private) Limited and its affiliates cannot be held responsible for the accuracy of the information presented herein or for the results of the positions taken based on the opinions expressed in the reports/ views from Abbasi and Company (Private) Limited. All the views/ recommendations/ trading calls and opinions are based on the information, which are believed to be accurate and no assurance can be given for the accuracy of these information.

Derivatives trading involve substantial risk. The valuation of the underlying may fluctuate, and as a result, clients may lose their entire original investment. In no event should the content of this research report be construed as an express or an implied promise, guarantee or implication by, or from, Abbasi and Company (Private) Limited that you will profit or that losses can, or will be, limited in any manner whatsoever. Past results are no indication of future performance. The information provided in this report is intended solely for informative purposes and is obtained from sources believed to be reliable. Information is in no way guaranteed. No guarantee of any kind is implied or possible where projections of future conditions are attempted. Investments in securities market are subject to market risks, read all the related documents carefully before investing.

All rights reserved by Abbasi and Company (Private) Limited. This report or any portion hereof may not be reproduced, distributed, or published by any person for any purpose whatsoever. Nor can it be sent to a third party without prior consent of Abbasi and Company (Private) Limited. Action could be taken for unauthorized reproduction, distribution, or publication.

The research analyst, primarily involved in the preparation of this report, certifies that (1) the views expressed in this report accurately reflect his/her personal views about the subject commodity/index /currency pair and (2) no part of his/her compensation was, is or will be directly or indirectly related to the specific recommendations or views expressed in this report.

DISCLOSURE

Following exchange rates are used to convert investment and profit values:

- USD/PKR: 226.4
- JPY/PKR: 1.7

To arrive at our Target Price, Abbasi & Company (Private) Limited uses following methods:

- Technical Analysis
- Fundamental Analysis

Furthermore, profit and returns are inclusive of all expenses including PMEX Fee, ACPL Fee & Sales Tax

RESEARCH DISSEMINATION POLICY

Abbasi & Company (Private) Limited endeavors to make all reasonable efforts to disseminate research to all eligible clients in a timely manner through either physical or electronic distribution such as email, fax mail etc. Nevertheless, all clients may not receive the material at the same time.

PREPARED BY

Muhammad Salman
Phone: (+92) 42 38302028
Ext: 116
Email: salman@abbasiandcompany.com

RESEARCH DEPARTMENT

6 - Shadman, Lahore
Phone: (+92) 42 38302028; Ext: 116, 117
Email: research@abbasiandcompany.com
web: www.abbasiandcompany.com

HEAD OFFICE

6 - Shadman, Lahore
Phone: (+92) 42 38302028
Email: support@abbasiandcompany.com
web: www.abbasiandcompany.com