

# PMEX UPDATE (Evening)

<b>WTI</b> \$82.75 ▲ 4.1%	<b>BUY</b> Entry: 81.91 Stoploss: 80.76 Take Profit: 84.00	<b>GAS</b> \$6.58 ▼ -2.7%	<b>SELL</b> Entry: 6.665 Stoploss: 6.790 Take Profit: 6.436	<b>GOLD</b> \$1,674 ▲ 0.1%	<b>SELL</b> Entry: 1,680.00 Stoploss: 1,686.32 Take Profit: 1,660.00
<b>SILVER</b> \$19.43 ▲ 2.0%	<b>SELL</b> Entry: 19.50 Stoploss: 19.64 Take Profit: 19.14	<b>PLATINUM</b> \$863.05 ▲ 0.5%	<b>SELL</b> Entry: 865.00 Stoploss: 872.17 Take Profit: 844.00	<b>COPPER</b> \$3.38 ▼ -1.0%	<b>SELL</b> Entry: 3.38 Stoploss: 3.41 Take Profit: 3.32
<b>DOW JONES</b> 28,903 ▲ 0.4%	<b>SELL</b> Entry: 29,025 Stoploss: 29,169 Take Profit: 28,685	<b>S&amp;P 500</b> 3,607 ▲ 0.2%	<b>SELL</b> Entry: 3,625 Stoploss: 3,647 Take Profit: 3,570	<b>NASDAQ 100</b> 11,008 ▼ -0.3%	<b>SELL</b> Entry: 11,050 Stoploss: 11,139 Take Profit: 10,875
<b>USD-JPY</b> ¥145.12 ▲ 0.3%	<b>BUY</b> Entry: 144.90 Stoploss: 144.52 Take Profit: 145.80	<b>EUR-USD</b> \$0.9782 ▼ -0.2%	<b>SELL</b> Entry: 0.9803 Stoploss: 0.9829 Take Profit: 0.9737	<b>GBP-USD</b> \$1.1200 ▲ 0.4%	<b>SELL</b> Entry: 1.1241 Stoploss: 1.1283 Take Profit: 1.1115

## Major Headlines

**Oil Rallies Over 2% on Reports of OPEC+ Supply Cut This Week**  
 Oil prices rallied in early trade on Monday following multiple reports that the OPEC+ will decide on supply cuts during a meeting this week, as it grapples with weakening prices. London-traded Brent oil futures rose 2% to \$87.23 a barrel, while West Texas Intermediate futures jumped 2.5% [see more...](#)

**Gold Steadies Above \$1,650 as Safe Haven Appeal Creeps Back in**  
 Gold prices steadied above a major support level on Monday as growing risks of an economic recession spurred some safe haven demand for the yellow metal. Prices also recovered marginally from a bruising September, where they [see more...](#)

**Dow in Worst Quarterly Streak Since 2015 as Bears in Control**  
 The Dow fell Friday, rounding off its worst quarterly losing streak since 2015 that has pushed stocks into bear-market territory as investors prepared for further Federal Reserve rate hikes to cool inflation that continues to run hot. The Dow Jones Industrial Average fell 1.7%, or 490 points, the [see more...](#)

**BoJ summary of opinions: BoJ must maintain current monetary easing until inflation stably exceeds 2%**  
 The Bank of Japan's September meeting's summary of opinions states that Japan's core consumer inflation is likely to accelerate toward the year-end with a narrow pace of increase thereafter. Key Notes: Expect wide range of [see more...](#)

**EUR/USD oscillates around 0.9800 as investors prepare for US employment data**  
 The EUR/USD pair is displaying back-and-forth moves around 0.9800 in the early Tokyo session. The asset has turned sideways in a 0.9780-0.9815 range as the currency domain is developing itself ahead of the US employment data. [see more...](#)

**GBP/USD aims to recapture 1.1200 ahead of US ISM Manufacturing PMI data**  
 The GBP/USD pair is struggling to smash the immediate hurdle of 1.1200 in the early Tokyo session. The cable has displayed a modest upside move after the termination of the corrective move to near 1.1022. The major is expected [see more...](#)

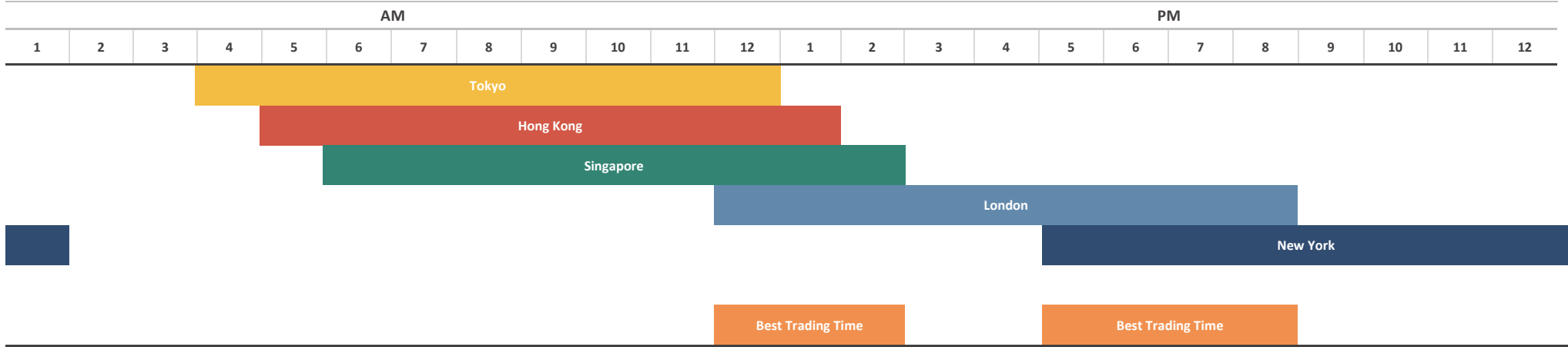
# FOREX MARKET'S STATISTICS

Event	Dates	Time	Currency	Importance	Actual	Forecast	Previous
China - National Day	3-Oct-22	All Day		Holiday			
Tankan Large Manufacturers Index (Q3)	3-Oct-22	4:50 AM	JPY	High Volatility	8	11	9
Tankan Large Non-Manufacturers Index (Q3)	3-Oct-22	4:50 AM	JPY	High Volatility	14	13	13
German Manufacturing PMI (Sep)	3-Oct-22	12:55 PM	EUR	High Volatility	47.8	48.3	48.3
Manufacturing PMI (Sep)	3-Oct-22	1:30 PM	GBP	High Volatility	48.4	48.5	48.5
ISM Manufacturing PMI (Sep)	3-Oct-22	7:00 PM	USD	High Volatility		52.2	52.8
Hong Kong - National Day	4-Oct-22	All Day		Holiday			
China - National Day	4-Oct-22	All Day		Holiday			
RBA Interest Rate Decision (Oct)	4-Oct-22	4:30 PM	AUD	High Volatility		2.85%	2.35%
RBA Rate Statement	4-Oct-22	5:30 PM	AUD	High Volatility			
JOLTs Job Openings (Aug)	4-Oct-22	7:00 PM	USD	High Volatility		10.650M	11.239M
ECB President Lagarde Speaks	4-Oct-22	7:00 PM	EUR	High Volatility			
China - National Day	5-Oct-22	All Day		Holiday			
Retail Sales (MoM)	5-Oct-22	5:30 AM	AUD	High Volatility		0.6%	0.6%
RBNZ Interest Rate Decision	5-Oct-22	6:00 AM	NZD	High Volatility		3.50%	3.00%
RBNZ Rate Statement	5-Oct-22	6:00 AM	NZD	High Volatility			
Composite PMI (Sep)	5-Oct-22	1:30 PM	GBP	High Volatility		48.4	48.4
Services PMI (Sep)	5-Oct-22	1:30 PM	GBP	High Volatility		49.2	49.2
ADP Nonfarm Employment Change (Sep)	5-Oct-22	5:15 PM	USD	High Volatility		205K	132K
ISM Non-Manufacturing PMI (Sep)	5-Oct-22	7:00 PM	USD	High Volatility		56	56.9
Crude Oil Inventories	5-Oct-22	7:30 PM	USD	High Volatility			-0.215M
China - National Day	6-Oct-22	All Day		Holiday			
Construction PMI (Sep)	6-Oct-22	1:30 PM	GBP	High Volatility		48	49.2
ECB Publishes Account of Monetary Policy Meeting	6-Oct-22	4:30 PM	EUR	High Volatility			
Initial Jobless Claims	6-Oct-22	5:30 PM	USD	High Volatility		203K	193K
Ivey PMI (Sep)	6-Oct-22	7:00 PM	CAD	High Volatility			60.9
China - National Day	7-Oct-22	All Day		Holiday			
Caixin Manufacturing PMI	7-Oct-22	6:30 AM	CNY	High Volatility			49.5
Manufacturing PMI	7-Oct-22	6:30 AM	CNY	High Volatility			49.4
EU Leaders Summit	7-Oct-22	3:00 PM	EUR	High Volatility			
Nonfarm Payrolls (Sep)	7-Oct-22	5:30 PM	USD	High Volatility		250K	315K
Unemployment Rate (Sep)	7-Oct-22	5:30 PM	USD	High Volatility		3.7%	3.7%
Employment Change (Sep)	7-Oct-22	5:30 PM	CAD	High Volatility		20.0K	-39.7K

Source: Investing.com

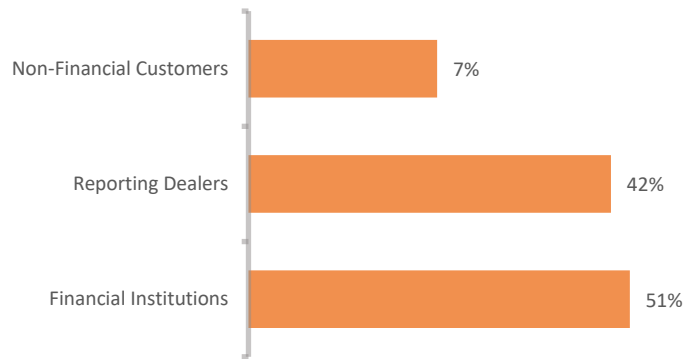
# DISCLAIMER

## Forex Market Hours

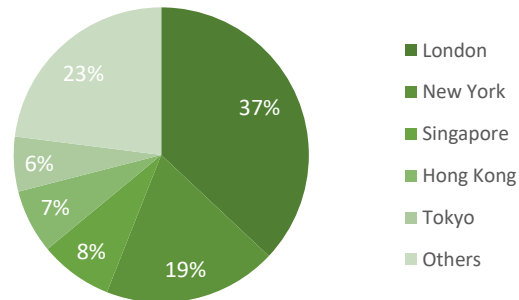


Note: This chart shows the normal forex trading times of all the major forex trading centers across the globe in Pakistan Standard Time.

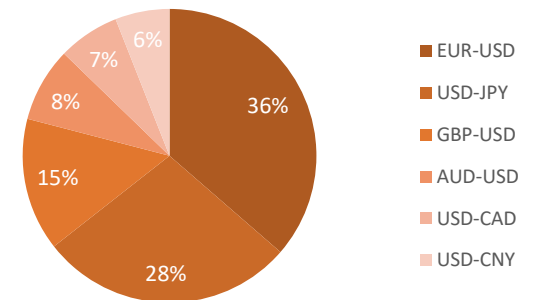
### Forex Turnover by Counterparty



### Markets' Share in Total Forex Turnover



### Most Traded Currency Pairs



Sources: ACPL Research, Forexmarkethours, Dailyfx, Ig

# DISCLAIMER

This report has been prepared by Abbasi and Company (Private) Limited and is provided for information purposes only. Abbasi and Company (Private) Limited (ACPL) is engaged in brokerage business of commodities futures in Pakistan and to provide the trading/ execution facility on Pakistan Mercantile Exchange (PMEX). There is risk of loss in trading in derivatives (futures). The author, directors and other employees of Abbasi and Company (Private) Limited and its affiliates cannot be held responsible for any loss in trading. Futures; futures on margin carries a high level of risk and may not be suitable for all investors. The high degree of leverage can work against the investor/ traders. Before deciding to invest in Commodity derivatives, you should carefully consider your investment objectives, level of experience, and risk appetite. The possibility exists that you could sustain a loss of some or all of your initial investment and therefore you should not invest money that you cannot afford to lose. You should be aware of all the risks associated with futures trading in commodities and other financial products. We take no responsibility for any loss made in investment on any instruments through us. In any event Abbasi and Company (Private) Limited, its affiliates, agents will not be liable to anyone for any decision made or action taken for investment/ trading. Abbasi and Company (Private) Limited, its affiliates, directors and employees cannot be held responsible for any loss in trading due to any problem in connectivity; failure of system; technical problem in the software or any other reason whatever.

All the reports/ recommendations/ trading calls/ opinions are advisory in nature and contains the opinions of the author, which are not to be construed as investment advices. The author, directors and other employees of Abbasi and Company (Private) Limited and its affiliates cannot be held responsible for the accuracy of the information presented herein or for the results of the positions taken based on the opinions expressed in the reports/ views from Abbasi and Company (Private) Limited. All the views/ recommendations/ trading calls and opinions are based on the information, which are believed to be accurate and no assurance can be given for the accuracy of these information.

Derivatives trading involve substantial risk. The valuation of the underlying may fluctuate, and as a result, clients may lose their entire original investment. In no event should the content of this research report be construed as an express or an implied promise, guarantee or implication by, or from, Abbasi and Company (Private) Limited that you will profit or that losses can, or will be, limited in any manner whatsoever. Past results are no indication of future performance. The information provided in this report is intended solely for informative purposes and is obtained from sources believed to be reliable. Information is in no way guaranteed. No guarantee of any kind is implied or possible where projections of future conditions are attempted. Investments in securities market are subject to market risks, read all the related documents carefully before investing.

All rights reserved by Abbasi and Company (Private) Limited. This report or any portion hereof may not be reproduced, distributed, or published by any person for any purpose whatsoever. Nor can it be sent to a third party without prior consent of Abbasi and Company (Private) Limited. Action could be taken for unauthorized reproduction, distribution, or publication.

The research analyst, primarily involved in the preparation of this report, certifies that (1) the views expressed in this report accurately reflect his/her personal views about the subject commodity/index /currency pair and (2) no part of his/her compensation was, is or will be directly or indirectly related to the specific recommendations or views expressed in this report.

## DISCLOSURE

Following exchange rates are used to convert investment and profit values:

- USD/PKR: 227.75
- JPY/PKR: 1.57

To arrive at our Target Price, Abbasi & Company (Private) Limited uses following methods:

- Technical Analysis
- Fundamental Analysis

Furthermore, profit and returns are inclusive of all expenses including PMEX Fee, ACPL Fee & Sales Tax

## RESEARCH DISSEMINATION POLICY

Abbasi & Company (Private) Limited endeavors to make all reasonable efforts to disseminate research to all eligible clients in a timely manner through either physical or electronic distribution such as email, fax mail etc. Nevertheless, all clients may not receive the material at the same time.

### PREPARED BY

Muhammad Salman  
Phone: (+92) 42 38302028  
Ext: 116  
Email: salman@abbasiandcompany.com

### RESEARCH DEPARTMENT

6 - Shadman, Lahore  
Phone: (+92) 42 38302028; Ext: 116, 117  
Email: research@abbasiandcompany.com  
web: www.abbasiandcompany.com

### HEAD OFFICE

6 - Shadman, Lahore  
Phone: (+92) 42 38302028  
Email: support@abbasiandcompany.com  
web: www.abbasiandcompany.com