

# PMEX UPDATE (Evening)

<b>WTI</b> \$89.60 ▼ -0.4%	<b>SELL</b> Entry: 89.00 Stoploss: 90.22 Take Profit: 87.23	<b>GAS</b> \$6.14 ▼ -1.2%	<b>BUY</b> Entry: 5.985 Stoploss: 5.881 Take Profit: 6.200	<b>GOLD</b> \$1,639 ▼ -0.7%	<b>SELL</b> Entry: 1,627.00 Stoploss: 1,633.22 Take Profit: 1,608.00
<b>SILVER</b> \$19.30 ▼ -1.5%	<b>SELL</b> Entry: 19.05 Stoploss: 19.20 Take Profit: 18.70	<b>PLATINUM</b> \$940.25 ▲ 0.1%	<b>SELL</b> Entry: 925.00 Stoploss: 932.81 Take Profit: 907.00	<b>COPPER</b> \$3.45 ▲ 0.4%	<b>SELL</b> Entry: 3.40 Stoploss: 3.43 Take Profit: 3.35
<b>DOW JONES</b> 32,233 ▲ 0.2%	<b>SELL</b> Entry: 32,150 Stoploss: 32,320 Take Profit: 31,790	<b>S&amp;P 500</b> 3,777 ▲ 0.2%	<b>SELL</b> Entry: 3,768 Stoploss: 3,786 Take Profit: 3,725	<b>NASDAQ 100</b> 10,975 ▲ 0.3%	<b>SELL</b> Entry: 10,909 Stoploss: 10,998 Take Profit: 10,742
<b>USD-JPY</b> ¥147.31 ▼ -0.4%	<b>BUY</b> Entry: 148.00 Stoploss: 147.61 Take Profit: 148.80	<b>EUR-USD</b> \$0.9828 ▲ 0.1%	<b>SELL</b> Entry: 0.9750 Stoploss: 0.9773 Take Profit: 0.9723	<b>GBP-USD</b> \$1.1408 ▲ 0.2%	<b>SELL</b> Entry: 1.1300 Stoploss: 1.1347 Take Profit: 1.1206

## Major Headlines

### Oil slips as dollar firms, but supply worries check losses

Oil futures fell early on Thursday as the dollar firmed on the Federal Reserve's hawkish stance, but concerns over looming supply risks kept a floor under prices. Brent crude shed 44 cents, or 0.5%, to \$95.72 a barrel at 0146 GMT, while U.S. West Texas Intermediate (WTI) crude futures [see more...](#)

### Gold, Copper Slip as Powell Dashes Fed Pivot Hopes

Gold prices fell on Thursday, reversing recent gains as hawkish comments from Federal Reserve Chairman Jerome Powell dashed hopes that interest rate hikes will end soon, while copper prices were also hit by uncertainty over China withdrawing its zero-COVID policy. The Fed hiked [see more...](#)

### Dow Futures Trade Lower Following Fed's Rate Hike

U.S. stock futures were trading lower during Wednesday's evening trade, after major benchmark averages extended losses during the regular session as the Federal Reserve delivered another interest rate hike while policymakers played down the possibility of a dovish pivot before [see more...](#)

### USD/JPY Price Analysis: Bears could be about to sink in their teeth

USD/JPY remains on the backside of the counter-trendline on the hourly chart which leaves a bearish bias on the charts for the days ahead. There is also a bearish wick on the daily chart that would be expected to be filled in. However, [see more...](#)

### EURUSD plunges 150 pips from weekly highs on Powell's hawkish remarks after Fed rate hike

The Euro tumbled against a buoyant US Dollar on Wednesday, following the release of a dovish perceived US Federal Reserve (Fed) 75 bps rate hike, on which the EURUSD rallied and hit a fresh weekly high at 0.9975. However, [see more...](#)

### GBP/USD bears attack 1.1400 support on FOMC showdown, BOE's "Super Thursday" eyed

GBP/USD holds onto post-Fed pessimism as it stays pressured around a seven-day low near 1.1400 during early Thursday morning in Asia. The Cable pair's latest losses could be linked to the US Federal Reserve's (Fed) rate action and [see more...](#)

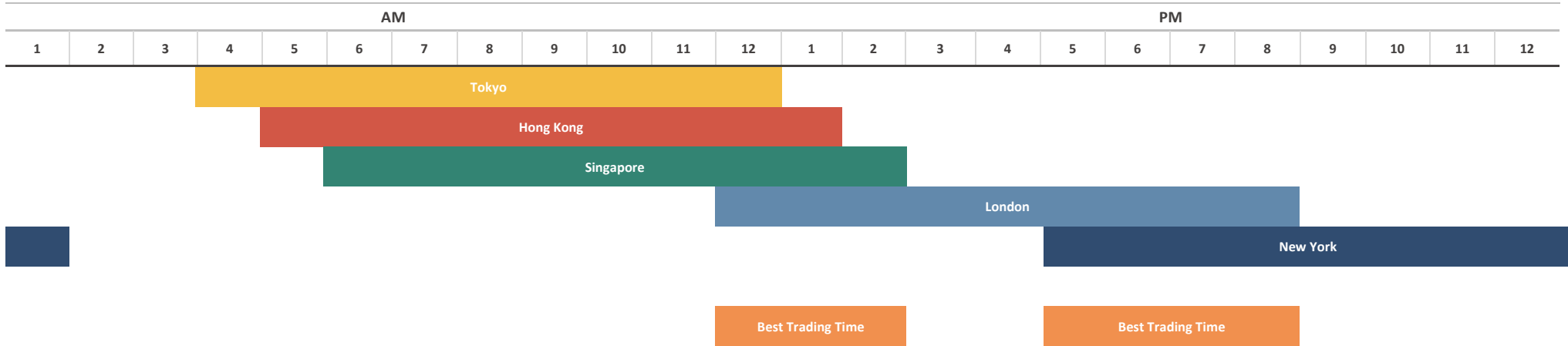
# ECONOMIC CALENDAR

Event	Dates	Time	Currency	Importance	Actual	Forecast	Previous
Retail Sales (MoM) (Sep)	31-Oct-22	5:30 AM	AUD	High Volatility	0.6%	0.6%	0.6%
Manufacturing PMI (Oct)	31-Oct-22	6:30 AM	CNY	High Volatility	49.2	50	50.1
CPI (YoY) (Oct)	31-Oct-22	3:00 PM	EUR	High Volatility	10.7%	10.2%	9.9%
Caixin Manufacturing PMI (Oct)	01-Nov-22	6:45 AM	CNY	High Volatility	49.2	49	48.1
RBA Interest Rate Decision (Nov)	01-Nov-22	8:30 AM	AUD	High Volatility	2.85%	2.85%	2.60%
RBA Rate Statement	01-Nov-22	8:30 AM	AUD	High Volatility			
Manufacturing PMI (Oct)	01-Nov-22	2:30 PM	GBP	High Volatility	46.2	45.8	45.8
BCB Copom Meeting Minutes	01-Nov-22	4:00 PM	BRL	High Volatility			
ISM Manufacturing PMI (Oct)	01-Nov-22	7:00 PM	USD	High Volatility	50.2	49.9	50.9
JOLTs Job Openings (Sep)	01-Nov-22	7:00 PM	USD	High Volatility	10.717M	10.000M	10.280M
German Manufacturing PMI (Oct)	02-Nov-22	1:55 PM	EUR	High Volatility	45.1	45.7	45.7
German Unemployment Change (Oct)	02-Nov-22	1:55 PM	EUR	High Volatility	8K	13K	13K
ADP Nonfarm Employment Change (Oct)	02-Nov-22	5:15 PM	USD	High Volatility	239K	195K	192K
Crude Oil Inventories	02-Nov-22	7:30 PM	USD	High Volatility	-3.115M	0.367M	2.588M
FOMC Statement	02-Nov-22	11:00 PM	USD	High Volatility			
Fed Interest Rate Decision	02-Nov-22	11:00 PM	USD	High Volatility	4.00%	4.00%	3.25%
FOMC Press Conference	02-Nov-22	11:30 PM	USD	High Volatility			
Japan - Culture Day	03-Nov-22	Holiday		All Day			
ECB President Lagarde Speaks	03-Nov-22	1:05 PM	EUR	High Volatility			
Composite PMI (Oct)	03-Nov-22	2:30 PM	GBP	High Volatility	48.2	47.2	47.2
Services PMI (Oct)	03-Nov-22	2:30 PM	GBP	High Volatility	48.2	47.5	47.5
BoE Interest Rate Decision (Nov)	03-Nov-22	5:00 PM	GBP	High Volatility		3.00%	2.25%
BoE Gov Bailey Speaks	03-Nov-22	5:30 PM	GBP	High Volatility			
Initial Jobless Claims	03-Nov-22	5:30 PM	USD	High Volatility		220K	217K
ISM Non-Manufacturing PMI (Oct)	03-Nov-22	7:00 PM	USD	High Volatility		55.4	56.7
BoE Gov Bailey Speaks	03-Nov-22	7:15 PM	GBP	High Volatility			
Russia - Unity Day	04-Nov-22	Holiday		All Day			
Construction PMI (Oct)	04-Nov-22	2:30 PM	GBP	High Volatility		48	52.3
ECB President Lagarde Speaks	04-Nov-22	2:30 PM	EUR	High Volatility			
Nonfarm Payrolls (Oct)	04-Nov-22	5:30 PM	USD	High Volatility		200K	263K
Unemployment Rate (Oct)	04-Nov-22	5:30 PM	USD	High Volatility		3.6%	3.5%
Employment Change (Oct)	04-Nov-22	5:30 PM	CAD	High Volatility		5.0K	21.1K
Ivey PMI (Oct)	04-Nov-22	7:00 PM	CAD	High Volatility			59.5

Source: Investing.com

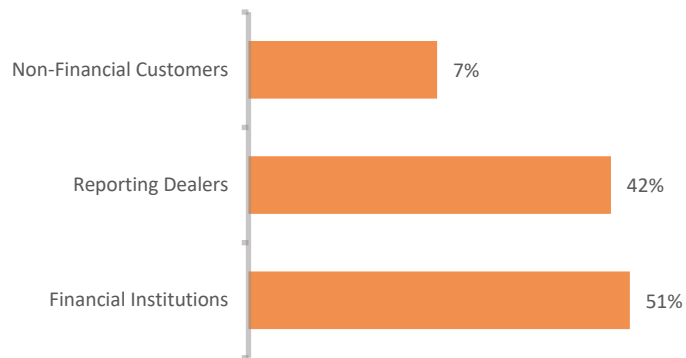
# FOREX MARKET'S STATISTICS

Forex Market Hours

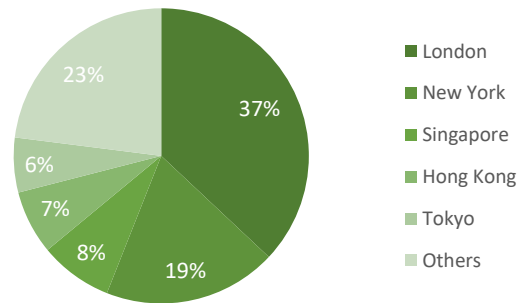


Note: This chart shows the normal forex trading times of all the major forex trading centers across the globe in Pakistan Standard Time.

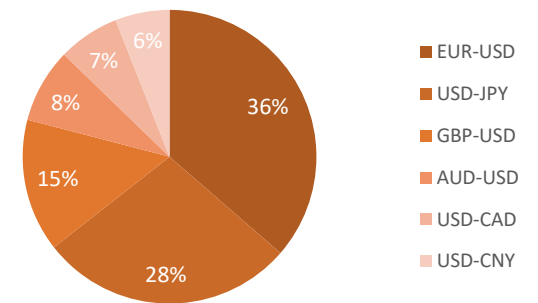
Forex Turnover by Counterparty



Markets' Share in Total Forex Turnover



Most Traded Currency Pairs



Sources: ACPL Research, Forexmarkethours, Dailyfx, Ig

# FOREX MARKET'S STATISTICS

This report has been prepared by Abbasi and Company (Private) Limited and is provided for information purposes only. Abbasi and Company (Private) Limited (ACPL) is engaged in brokerage business of commodities futures in Pakistan and to provide the trading/ execution facility on Pakistan Mercantile Exchange (PMEX). There is risk of loss in trading in derivatives (futures). The author, directors and other employees of Abbasi and Company (Private) Limited and its affiliates cannot be held responsible for any loss in trading. Futures; futures on margin carries a high level of risk and may not be suitable for all investors. The high degree of leverage can work against the investor/ traders. Before deciding to invest in Commodity derivatives, you should carefully consider your investment objectives, level of experience, and risk appetite. The possibility exists that you could sustain a loss of some or all of your initial investment and therefore you should not invest money that you cannot afford to lose. You should be aware of all the risks associated with futures trading in commodities and other financial products. We take no responsibility for any loss made in investment on any instruments through us. In any event Abbasi and Company (Private) Limited, its affiliates, agents will not be liable to anyone for any decision made or action taken for investment/ trading. Abbasi and Company (Private) Limited, its affiliates, directors and employees cannot be held responsible for any loss in trading due to any problem in connectivity; failure of system; technical problem in the software or any other reason whatever.

All the reports/ recommendations/ trading calls/ opinions are advisory in nature and contains the opinions of the author, which are not to be construed as investment advices. The author, directors and other employees of Abbasi and Company (Private) Limited and its affiliates cannot be held responsible for the accuracy of the information presented herein or for the results of the positions taken based on the opinions expressed in the reports/ views from Abbasi and Company (Private) Limited. All the views/ recommendations/ trading calls and opinions are based on the information, which are believed to be accurate and no assurance can be given for the accuracy of these information.

Derivatives trading involve substantial risk. The valuation of the underlying may fluctuate, and as a result, clients may lose their entire original investment. In no event should the content of this research report be construed as an express or an implied promise, guarantee or implication by, or from, Abbasi and Company (Private) Limited that you will profit or that losses can, or will be, limited in any manner whatsoever. Past results are no indication of future performance. The information provided in this report is intended solely for informative purposes and is obtained from sources believed to be reliable. Information is in no way guaranteed. No guarantee of any kind is implied or possible where projections of future conditions are attempted. Investments in securities market are subject to market risks, read all the related documents carefully before investing.

All rights reserved by Abbasi and Company (Private) Limited. This report or any portion hereof may not be reproduced, distributed, or published by any person for any purpose whatsoever. Nor can it be sent to a third party without prior consent of Abbasi and Company (Private) Limited. Action could be taken for unauthorized reproduction, distribution, or publication.

The research analyst, primarily involved in the preparation of this report, certifies that (1) the views expressed in this report accurately reflect his/her personal views about the subject commodity/index /currency pair and (2) no part of his/her compensation was, is or will be directly or indirectly related to the specific recommendations or views expressed in this report.

## DISCLOSURE

Following exchange rates are used to convert investment and profit values:

- USD/PKR: 221.5
- JPY/PKR: 1.5

To arrive at our Target Price, Abbasi & Company (Private) Limited uses following methods:

- Technical Analysis
- Fundamental Analysis

Furthermore, profit and returns are inclusive of all expenses including PMEX Fee, ACPL Fee & Sales Tax

## RESEARCH DISSEMINATION POLICY

Abbasi & Company (Private) Limited endeavors to make all reasonable efforts to disseminate research to all eligible clients in a timely manner through either physical or electronic distribution such as email, fax mail etc. Nevertheless, all clients may not receive the material at the same time.

### PREPARED BY

Muhammad Salman  
Phone: (+92) 42 38302028  
Ext: 116  
Email: salman@abbasiandcompany.com

### RESEARCH DEPARTMENT

6 - Shadman, Lahore  
Phone: (+92) 42 38302028; Ext: 116, 117  
Email: research@abbasiandcompany.com  
web: www.abbasiandcompany.com

### HEAD OFFICE

6 - Shadman, Lahore  
Phone: (+92) 42 38302028  
Email: support@abbasiandcompany.com  
web: www.abbasiandcompany.com