

PMEX UPDATE (Evening)

WTI \$77.62 ▼ -1.7%	SELL Entry: 78.10 Stoploss: 79.08 Take Profit: 76.75	BRENT \$82.84 ▼ -1.4%	SELL Entry: 83.46 Stoploss: 84.47 Take Profit: 81.94	GAS \$4.69 ▲ 0.1%	SELL Entry: 4.774 Stoploss: 4.874 Take Profit: 4.500
GOLD \$1,812.15 ▼ -0.2%	BUY Entry: 1,808.66 Stoploss: 1,801.18 Take Profit: 1,824.60	PLATINUM \$1,018.95 ▼ -0.1%	BUY Entry: 1,014.18 Stoploss: 1,005.77 Take Profit: 1,033.47	SILVER \$23.83 ▼ -0.0%	BUY Entry: 23.72 Stoploss: 23.52 Take Profit: 24.05
COPPER \$3.81 ▼ -0.8%	SELL Entry: 3.82 Stoploss: 3.85 Take Profit: 3.80	COTTON \$82.87 ▼ -0.5%	SELL Entry: 83.34 Stoploss: 83.84 Take Profit: 82.00	DOW JONES 33086.00 ▲ 0.1%	SELL Entry: 33,190.00 Stoploss: 33,351.13 Take Profit: 32,775.00
S&P 500 3819.50 ▲ 0.3%	SELL Entry: 3,832.22 Stoploss: 3,855.13 Take Profit: 3,789.80	NASDAQ 100 10837.50 ▲ 0.6%	SELL Entry: 10,897.00 Stoploss: 10,981.90 Take Profit: 10,708.00	AUS-USD \$0.6716 ▼ -0.3%	BUY Entry: 0.6710 Stoploss: 0.6687 Take Profit: 0.6743
JPY-USD ¥ 133.75 ▼ -0.5%	SELL Entry: 134.37 Stoploss: 134.97 Take Profit: 133.20	EUR-USD \$1.0638 ▲ 0.3%	BUY Entry: 1.0622 Stoploss: 1.0594 Take Profit: 1.0665	GBP-USD \$1.2033 ▲ 0.2%	BUY Entry: 1.2007 Stoploss: 1.1966 Take Profit: 1.2088

Major Headlines

Oil prices ease, China COVID spike hurts demand outlook
 Oil prices ticked down on Thursday as surging COVID-19 cases in China dimmed hopes of a recovery in fuel demand in the world's second-biggest oil consumer. The scale of the [see more...](#)

Gold, silver see routine downside corrections Wednesday
 Gold and silver prices are lower in midday U.S. trading Wednesday, on normal corrective pullbacks from recent gains that saw gold hit a six-month high Tuesday and silver an [see more...](#)

Stock market today: Dow wobbles to close lower as tech tantrum continues
 The Dow closed lower Wednesday, after cutting its early-day gains as the ongoing selloff in tech continued to sour [see more...](#)

USD/JPY slides to 134.00 as US Treasury bond yields retreat
 USD/JPY reverses from the highest levels in over a week as bears cheer downbeat US Treasury yields on Thursday's Tokyo open. In doing so, the Yen pair prints the first [see more...](#)

EUR/USD Price Analysis: Fades bounce off 10-day EMA below 1.0680 hurdle
 EUR/USD bulls step back as the quote reverses from the intraday high to 1.0630 during early Thursday. Even so, [see more...](#)

GBP/USD Price Analysis: Pound Sterling defends 1.2000 as risk-off mood eases
 The GBP/USD pair is displaying a confident recovery after dropping to near 1.2005 in the early Asian session. The [see more...](#)

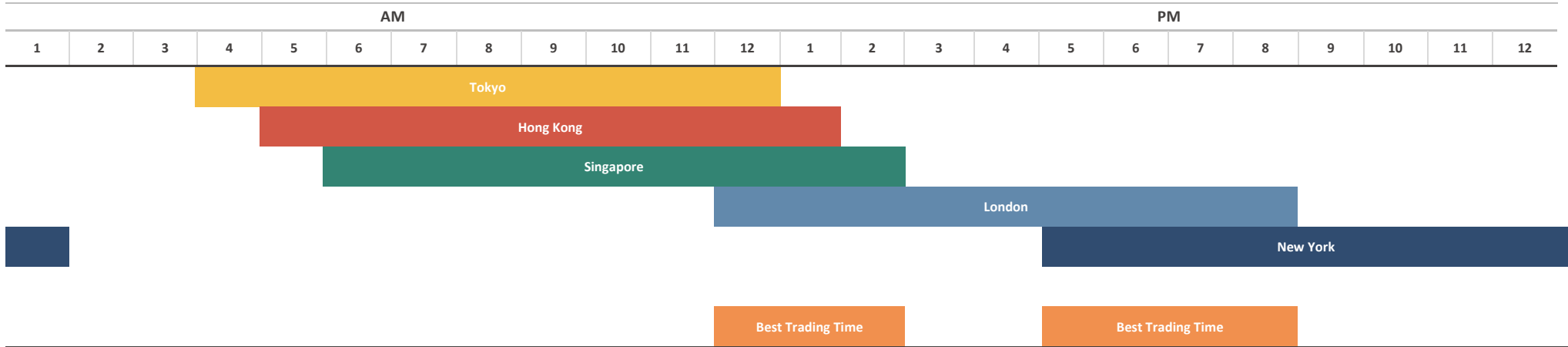
ECONOMIC CALENDAR

Event	Dates	Time	Currency	Importance	Actual	Forecast	Previous
United States - Christmas	26-Dec-22	All Day		Holiday			
Singapore - Christmas	26-Dec-22	All Day		Holiday			
Hong Kong - Christmas	26-Dec-22	All Day		Holiday			
Canada - Christmas	26-Dec-22	All Day		Holiday			
Switzerland - St. Stephen's Day	26-Dec-22	All Day		Holiday			
Italy - St. Stephen's Day	26-Dec-22	All Day		Holiday			
Spain - St. Stephen's Day	26-Dec-22	All Day		Holiday			
United Kingdom - Boxing Day	26-Dec-22	All Day		Holiday			
Germany - Boxing Day	26-Dec-22	All Day		Holiday			
France - Boxing Day	26-Dec-22	All Day		Holiday			
Australia - Boxing Day	26-Dec-22	All Day		Holiday			
New Zealand - Boxing Day	26-Dec-22	All Day		Holiday			
United Kingdom - Christmas	27-Dec-22	All Day		Holiday			
Australia - Christmas	27-Dec-22	All Day		Holiday			
Hong Kong - Christmas	27-Dec-22	All Day		Holiday			
New Zealand - Christmas	27-Dec-22	All Day		Holiday			
Canada - Boxing Day	27-Dec-22	All Day		Holiday			
Pending Home Sales (MoM) (Nov)	28-Dec-22	8:00 PM	USD	High Volatility	-4.0%	-0.8%	-4.6%
Initial Jobless Claims	29-Dec-22	6:30 PM	USD	High Volatility		225K	216K
Crude Oil Inventories	29-Dec-22	9:00 PM	USD	High Volatility		-1.520M	-5.894M
Brazil - Market Holiday	30-Dec-22	All Day		Holiday			
South Korea - End of year	30-Dec-22	All Day		Holiday			
United Kingdom - New Year's Day - Early close at 12:30	30-Dec-22	12:30 PM		Holiday			
New Zealand - New Year's Day - Early close at 12:45	30-Dec-22	12:45 PM		Holiday			
Australia - New Year's Day - Early close at 14:30	30-Dec-22	2:30 PM		Holiday			
Japan - Market Holiday	31-Dec-22	All Day		Holiday			
Manufacturing PMI (Dec)	31-Dec-22	6:30 AM	CNY	High Volatility		48.0	48.0

Source: Investing.com

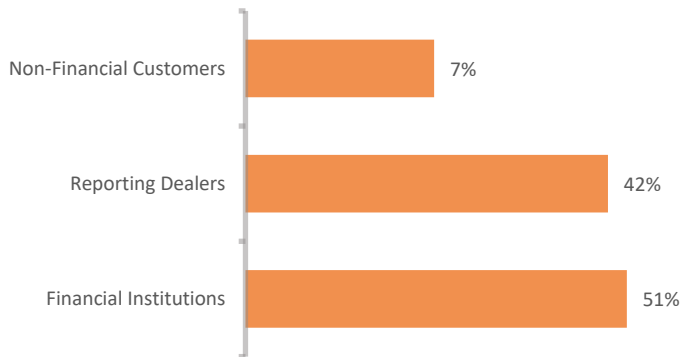
FOREX MARKET'S STATISTICS

Forex Market Hours

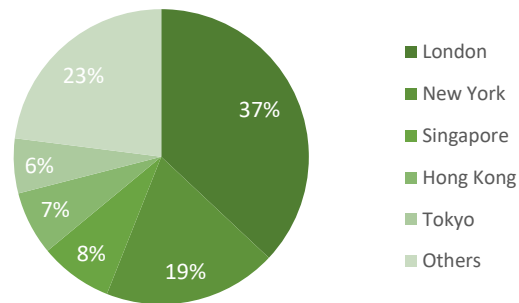


Note: This chart shows the normal forex trading times of all the major forex trading centers across the globe in Pakistan Standard Time.

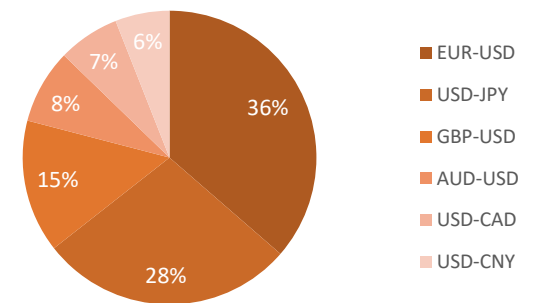
Forex Turnover by Counterparty



Markets' Share in Total Forex Turnover



Most Traded Currency Pairs



Sources: ACPL Research, Forexmarkethours, Dailyfx, Ig

DISCLAIMER

This report has been prepared by Abbasi and Company (Private) Limited and is provided for information purposes only. Abbasi and Company (Private) Limited (ACPL) is engaged in brokerage business of commodities futures in Pakistan and to provide the trading/ execution facility on Pakistan Mercantile Exchange (PMEX). There is risk of loss in trading in derivatives (futures). The author, directors and other employees of Abbasi and Company (Private) Limited and its affiliates cannot be held responsible for any loss in trading. Futures; futures on margin carries a high level of risk and may not be suitable for all investors. The high degree of leverage can work against the investor/ traders. Before deciding to invest in Commodity derivatives, you should carefully consider your investment objectives, level of experience, and risk appetite. The possibility exists that you could sustain a loss of some or all of your initial investment and therefore you should not invest money that you cannot afford to lose. You should be aware of all the risks associated with futures trading in commodities and other financial products. We take no responsibility for any loss made in investment on any instruments through us. In any event Abbasi and Company (Private) Limited, its affiliates, agents will not be liable to anyone for any decision made or action taken for investment/ trading. Abbasi and Company (Private) Limited, its affiliates, directors and employees cannot be held responsible for any loss in trading due to any problem in connectivity; failure of system; technical problem in the software or any other reason whatever.

All the reports/ recommendations/ trading calls/ opinions are advisory in nature and contains the opinions of the author, which are not to be construed as investment advices. The author, directors and other employees of Abbasi and Company (Private) Limited and its affiliates cannot be held responsible for the accuracy of the information presented herein or for the results of the positions taken based on the opinions expressed in the reports/ views from Abbasi and Company (Private) Limited. All the views/ recommendations/ trading calls and opinions are based on the information, which are believed to be accurate and no assurance can be given for the accuracy of these information.

Derivatives trading involve substantial risk. The valuation of the underlying may fluctuate, and as a result, clients may lose their entire original investment. In no event should the content of this research report be construed as an express or an implied promise, guarantee or implication by, or from, Abbasi and Company (Private) Limited that you will profit or that losses can, or will be, limited in any manner whatsoever. Past results are no indication of future performance. The information provided in this report is intended solely for informative purposes and is obtained from sources believed to be reliable. Information is in no way guaranteed. No guarantee of any kind is implied or possible where projections of future conditions are attempted. Investments in securities market are subject to market risks, read all the related documents carefully before investing.

All rights reserved by Abbasi and Company (Private) Limited. This report or any portion hereof may not be reproduced, distributed, or published by any person for any purpose whatsoever. Nor can it be sent to a third party without prior consent of Abbasi and Company (Private) Limited. Action could be taken for unauthorized reproduction, distribution, or publication.

The research analyst, primarily involved in the preparation of this report, certifies that (1) the views expressed in this report accurately reflect his/her personal views about the subject commodity/index /currency pair and (2) no part of his/her compensation was, is or will be directly or indirectly related to the specific recommendations or views expressed in this report.

DISCLOSURE

Following exchange rates are used to convert investment and profit values:

- USD/PKR: 226.4
- JPY/PKR: 1.7

To arrive at our Target Price, Abbasi & Company (Private) Limited uses following methods:

- Technical Analysis
- Fundamental Analysis

Furthermore, profit and returns are inclusive of all expenses including PMEX Fee, ACPL Fee & Sales Tax

RESEARCH DISSEMINATION POLICY

Abbasi & Company (Private) Limited endeavors to make all reasonable efforts to disseminate research to all eligible clients in a timely manner through either physical or electronic distribution such as email, fax mail etc. Nevertheless, all clients may not receive the material at the same time.

PREPARED BY

Muhammad Salman
Phone: (+92) 42 38302028
Ext: 116
Email: salman@abbasiandcompany.com

RESEARCH DEPARTMENT

6 - Shadman, Lahore
Phone: (+92) 42 38302028; Ext: 116, 117
Email: research@abbasiandcompany.com
web: www.abbasiandcompany.com

HEAD OFFICE

6 - Shadman, Lahore
Phone: (+92) 42 38302028
Email: support@abbasiandcompany.com
web: www.abbasiandcompany.com