

PMEX UPDATE (Evening)

WTI \$88.56 ▼ -0.6%	BUY Entry: 87.80 Stoploss: 86.57 Take Profit: 90.46	GAS \$5.83 ▼ -0.9%	BUY Entry: 5.716 Stoploss: 5.605 Take Profit: 5.966	GOLD \$1,652 ▼ -0.8%	SELL Entry: 1,653.00 Stoploss: 1,659.31 Take Profit: 1,643.00
SILVER \$19.20 ▼ -1.5%	SELL Entry: 19.29 Stoploss: 19.46 Take Profit: 18.97	PLATINUM \$954.85 ▼ -1.3%	SELL Entry: 957.00 Stoploss: 964.89 Take Profit: 944.00	COPPER \$3.46 ▼ -1.7%	SELL Entry: 3.48 Stoploss: 3.51 Take Profit: 3.43
DOW JONES 32,035 ▼ -0.1%	SELL Entry: 32,200 Stoploss: 32,368 Take Profit: 31,770	S&P 500 3,797 ▼ -0.6%	SELL Entry: 3,810 Stoploss: 3,833 Take Profit: 3,745	NASDAQ 100 11,119 ▼ -1.0%	SELL Entry: 11,180 Stoploss: 11,270 Take Profit: 10,985
USD-JPY ¥147.63 ▲ 0.9%	BUY Entry: 147.20 Stoploss: 146.81 Take Profit: 148.40	EUR-USD \$0.9954 ▼ -0.1%	SELL Entry: 0.9975 Stoploss: 1.0001 Take Profit: 0.9914	GBP-USD \$1.1540 ▼ -0.2%	SELL Entry: 1.1564 Stoploss: 1.1612 Take Profit: 1.1453

Major Headlines

Oil Retreats From \$95, Eyes Weekly Gains on U.S. Optimism
 Oil prices fell from a recent peak on Friday, but were set to rise for a second consecutive week as a swathe of positive U.S. data helped ease fears over an economic slowdown, while the prospect of tightening supply also helped buoy prices. London-traded Brent oil futures fell 0.2% to [see more...](#)

Gold Falls, Copper Eyes Third Week of Gains on Supply Fears
 Gold prices fell slightly on Friday as the dollar recovered on stronger-than-expected third-quarter U.S. GDP data, while copper prices were set for a third straight week of gains on fears that supply will tighten in the coming months. Sentiment towards industrial metals improved as data [see more...](#)

Dow Futures Trade Lower, Amazon Tanks 12.7% After Earnings

U.S. stock futures fell during Thursday's evening trade, after major benchmark indices finished the regular session mixed as investors digested a slew of earnings results from major technology companies. By 7:10pm ET (11:10pm GMT) [see more...](#)

USD/JPY whipsaws above 146.00 on BOJ's status quo, focus on Kuroda's speech, US PCE Inflation

USD/JPY marked a volatile move above 146.00 by initially refreshing the daily top before renewing the bottom, staying pressured around 146.35 at the latest, as the Bank of Japan (BOJ) defends its easy money policy in Friday's [see more...](#)

EUR/USD braces for second weekly gain around parity ahead of US/German inflation data

EUR/USD pares intraday gains around 0.9980, retreating from daily top, as traders await the key inflation data from Germany and the US on Friday. Even so, the major currency pair remains on the way to posting the second [see more...](#)

GBP/USD marches towards 1.1600 amid a decline in hawkish Fed bets

The GBP/USD pair has witnessed a rebound from 1.1550 in the Tokyo session and is aiming to recapture the immediate hurdle of 1.1600. The cable has picked bids as the US dollar index (DXY) has witnessed some correction after [see more...](#)

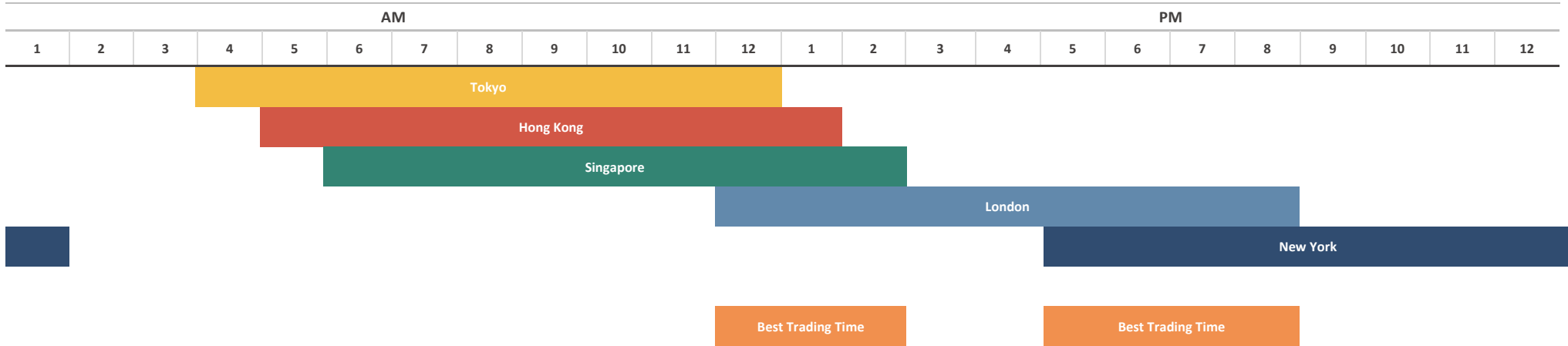
ECONOMIC CALENDAR

Event	Dates	Time	Currency	Importance	Actual	Forecast	Previous
GDP (YoY) (Q3)	24-Oct-22	7:00 AM	CNY	High Volatility	3.9%	3.4%	0.4%
Industrial Production (YoY) (Sep)	24-Oct-22	7:00 AM	CNY	High Volatility	6.3%	4.5%	4.2%
German Manufacturing PMI (Oct)	24-Oct-22	12:30 PM	EUR	High Volatility	45.7%	47.0	47.8
Composite PMI	24-Oct-22	1:30 PM	GBP	High Volatility	47.2	48.1	49.1
Manufacturing PMI	24-Oct-22	1:30 PM	GBP	High Volatility	45.8	48.0	48.4
Services PMI	24-Oct-22	1:30 PM	GBP	High Volatility	47.5	49.6	50.0
German Ifo Business Climate Index (Oct)	25-Oct-22	1:00 PM	EUR	High Volatility	84.3	83.3	84.4
CB Consumer Confidence (Oct)	25-Oct-22	7:00 PM	USD	High Volatility	102.5	106.5	107.8
CPI (QoQ) (Q3)	26-Oct-22	5:30 AM	AUD	High Volatility	1.8%	1.6%	1.8%
New Home Sales (Sep)	26-Oct-22	7:00 PM	USD	High Volatility	603K	590K	677K
BoC Monetary Policy Report	26-Oct-22	7:00 PM	CAD	High Volatility			
BoC Interest Rate Decision	26-Oct-22	7:00 PM	CAD	High Volatility	3.75%	4.00%	3.25%
Crude Oil Inventories	26-Oct-22	7:30 PM	USD	High Volatility	2.588M	1.380M	-1.725M
BOC Press Conference	26-Oct-22	8:00 PM	CAD	High Volatility			
BoJ Outlook Report (YoY)	27-Oct-22	8:00 AM	JPY	High Volatility			
Deposit Facility Rate (Oct)	27-Oct-22	5:15 PM	EUR	High Volatility	1.50%	1.50%	0.75%
ECB Marginal Lending Facility	27-Oct-22	5:15 PM	EUR	High Volatility	2.25%		1.50%
ECB Monetary Policy Statement	27-Oct-22	5:15 PM	EUR	High Volatility			
ECB Interest Rate Decision (Oct)	27-Oct-22	5:15 PM	EUR	High Volatility	2.00%	2.00%	1.25%
Core Durable Goods Orders (MoM) (Sep)	27-Oct-22	5:30 PM	USD	High Volatility	-0.5%	0.2%	0.3%
GDP (QoQ) (Q3)	27-Oct-22	5:30 PM	USD	High Volatility	2.6%	2.1%	-0.6%
Initial Jobless Claims	27-Oct-22	5:30 PM	USD	High Volatility	217K	223K	214K
ECB Press Conference	27-Oct-22	5:45 PM	EUR	High Volatility			
ECB President Lagarde Speaks	27-Oct-22	7:15 PM	EUR	High Volatility			
BoJ Monetary Policy Statement	28-Oct-22	Tentative	JPY	High Volatility			
BoJ Outlook Report (YoY)	28-Oct-22	Tentative	JPY	High Volatility			
BoJ Press Conference	28-Oct-22	Tentative	JPY	High Volatility			
German CPI (YoY) (Oct)	28-Oct-22	1:00 PM	EUR	High Volatility		10.1%	10.0%
German GDP (QoQ) (Q3)	28-Oct-22	1:00 PM	EUR	High Volatility	0.3%	-0.2%	0.1%
Interest Rate Decision (Oct)	28-Oct-22	3:30 PM	RUB	High Volatility	7.50%	7.50%	7.50%
Core PCE Price Index (MoM) (Sep)	28-Oct-22	5:30 PM	USD	High Volatility		0.5%	0.6%
GDP (MoM) (Aug)	28-Oct-22	5:30 PM	CAD	High Volatility		0.1%	0.1%
Pending Home Sales (MoM) (Sep)	28-Oct-22	7:00 PM	USD	High Volatility		-5.0%	-2.0%

Source: Investing.com

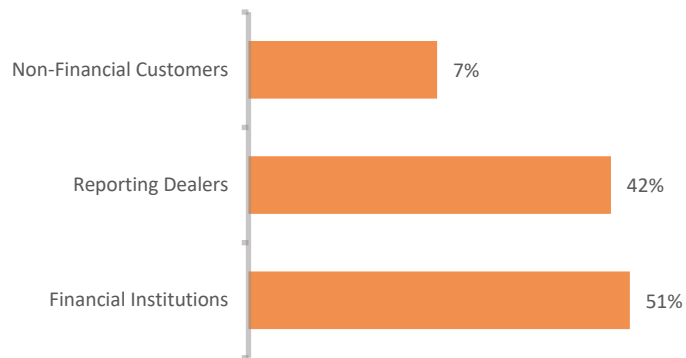
FOREX MARKET'S STATISTICS

Forex Market Hours

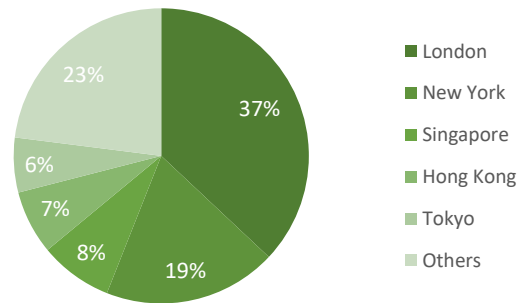


Note: This chart shows the normal forex trading times of all the major forex trading centers across the globe in Pakistan Standard Time.

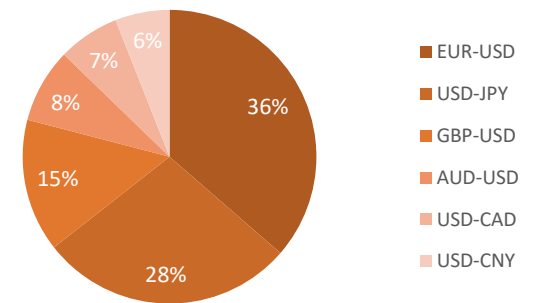
Forex Turnover by Counterparty



Markets' Share in Total Forex Turnover



Most Traded Currency Pairs



Sources: ACPL Research, Forexmarkethours, Dailyfx, Ig

FOREX MARKET'S STATISTICS

This report has been prepared by Abbasi and Company (Private) Limited and is provided for information purposes only. Abbasi and Company (Private) Limited (ACPL) is engaged in brokerage business of commodities futures in Pakistan and to provide the trading/ execution facility on Pakistan Mercantile Exchange (PMEX). There is risk of loss in trading in derivatives (futures). The author, directors and other employees of Abbasi and Company (Private) Limited and its affiliates cannot be held responsible for any loss in trading. Futures; futures on margin carries a high level of risk and may not be suitable for all investors. The high degree of leverage can work against the investor/ traders. Before deciding to invest in Commodity derivatives, you should carefully consider your investment objectives, level of experience, and risk appetite. The possibility exists that you could sustain a loss of some or all of your initial investment and therefore you should not invest money that you cannot afford to lose. You should be aware of all the risks associated with futures trading in commodities and other financial products. We take no responsibility for any loss made in investment on any instruments through us. In any event Abbasi and Company (Private) Limited, its affiliates, agents will not be liable to anyone for any decision made or action taken for investment/ trading. Abbasi and Company (Private) Limited, its affiliates, directors and employees cannot be held responsible for any loss in trading due to any problem in connectivity; failure of system; technical problem in the software or any other reason whatever.

All the reports/ recommendations/ trading calls/ opinions are advisory in nature and contains the opinions of the author, which are not to be construed as investment advices. The author, directors and other employees of Abbasi and Company (Private) Limited and its affiliates cannot be held responsible for the accuracy of the information presented herein or for the results of the positions taken based on the opinions expressed in the reports/ views from Abbasi and Company (Private) Limited. All the views/ recommendations/ trading calls and opinions are based on the information, which are believed to be accurate and no assurance can be given for the accuracy of these information.

Derivatives trading involve substantial risk. The valuation of the underlying may fluctuate, and as a result, clients may lose their entire original investment. In no event should the content of this research report be construed as an express or an implied promise, guarantee or implication by, or from, Abbasi and Company (Private) Limited that you will profit or that losses can, or will be, limited in any manner whatsoever. Past results are no indication of future performance. The information provided in this report is intended solely for informative purposes and is obtained from sources believed to be reliable. Information is in no way guaranteed. No guarantee of any kind is implied or possible where projections of future conditions are attempted. Investments in securities market are subject to market risks, read all the related documents carefully before investing.

All rights reserved by Abbasi and Company (Private) Limited. This report or any portion hereof may not be reproduced, distributed, or published by any person for any purpose whatsoever. Nor can it be sent to a third party without prior consent of Abbasi and Company (Private) Limited. Action could be taken for unauthorized reproduction, distribution, or publication.

The research analyst, primarily involved in the preparation of this report, certifies that (1) the views expressed in this report accurately reflect his/her personal views about the subject commodity/index /currency pair and (2) no part of his/her compensation was, is or will be directly or indirectly related to the specific recommendations or views expressed in this report.

DISCLOSURE

Following exchange rates are used to convert investment and profit values:

- USD/PKR: 221.2
- JPY/PKR: 1.49

To arrive at our Target Price, Abbasi & Company (Private) Limited uses following methods:

- Technical Analysis
- Fundamental Analysis

Furthermore, profit and returns are inclusive of all expenses including PMEX Fee, ACPL Fee & Sales Tax

RESEARCH DISSEMINATION POLICY

Abbasi & Company (Private) Limited endeavors to make all reasonable efforts to disseminate research to all eligible clients in a timely manner through either physical or electronic distribution such as email, fax mail etc. Nevertheless, all clients may not receive the material at the same time.

PREPARED BY

Muhammad Salman
Phone: (+92) 42 38302028
Ext: 116
Email: salman@abbasiandcompany.com

RESEARCH DEPARTMENT

6 - Shadman, Lahore
Phone: (+92) 42 38302028; Ext: 116, 117
Email: research@abbasiandcompany.com
web: www.abbasiandcompany.com

HEAD OFFICE

6 - Shadman, Lahore
Phone: (+92) 42 38302028
Email: support@abbasiandcompany.com
web: www.abbasiandcompany.com