

PMEX UPDATE (Evening)

WTI \$77.80 ▼ -0.2% <table border="1"> <tr><th colspan="3">SELL</th></tr> <tr><th>Entry</th><th>Stoploss</th><th>Take Profit</th></tr> <tr><td>78.50</td><td>79.58</td><td>75.60</td></tr> </table>	SELL			Entry	Stoploss	Take Profit	78.50	79.58	75.60	BRENT \$85.02 ▼ -0.5% <table border="1"> <tr><th colspan="3">SELL</th></tr> <tr><th>Entry</th><th>Stoploss</th><th>Take Profit</th></tr> <tr><td>86.15</td><td>87.33</td><td>82.95</td></tr> </table>	SELL			Entry	Stoploss	Take Profit	86.15	87.33	82.95	GAS \$7.19 ▼ -1.6% <table border="1"> <tr><th colspan="3">BUY</th></tr> <tr><th>Entry</th><th>Stoploss</th><th>Take Profit</th></tr> <tr><td>7.050</td><td>6.918</td><td>7.450</td></tr> </table>	BUY			Entry	Stoploss	Take Profit	7.050	6.918	7.450
SELL																													
Entry	Stoploss	Take Profit																											
78.50	79.58	75.60																											
SELL																													
Entry	Stoploss	Take Profit																											
86.15	87.33	82.95																											
BUY																													
Entry	Stoploss	Take Profit																											
7.050	6.918	7.450																											
GOLD \$1,755.85 ▲ 0.6% <table border="1"> <tr><th colspan="3">BUY</th></tr> <tr><th>Entry</th><th>Stoploss</th><th>Take Profit</th></tr> <tr><td>1,750.00</td><td>1,742.78</td><td>1,770.00</td></tr> </table>	BUY			Entry	Stoploss	Take Profit	1,750.00	1,742.78	1,770.00	PLATINUM \$997.65 ▲ 0.1% <table border="1"> <tr><th colspan="3">BUY</th></tr> <tr><th>Entry</th><th>Stoploss</th><th>Take Profit</th></tr> <tr><td>987.30</td><td>979.02</td><td>1,028.50</td></tr> </table>	BUY			Entry	Stoploss	Take Profit	987.30	979.02	1,028.50	SILVER \$21.58 ▲ 1.0% <table border="1"> <tr><th colspan="3">BUY</th></tr> <tr><th>Entry</th><th>Stoploss</th><th>Take Profit</th></tr> <tr><td>21.50</td><td>21.32</td><td>22.09</td></tr> </table>	BUY			Entry	Stoploss	Take Profit	21.50	21.32	22.09
BUY																													
Entry	Stoploss	Take Profit																											
1,750.00	1,742.78	1,770.00																											
BUY																													
Entry	Stoploss	Take Profit																											
987.30	979.02	1,028.50																											
BUY																													
Entry	Stoploss	Take Profit																											
21.50	21.32	22.09																											
COPPER \$3.64 ▲ 0.7% <table border="1"> <tr><th colspan="3">SELL</th></tr> <tr><th>Entry</th><th>Stoploss</th><th>Take Profit</th></tr> <tr><td>3.68</td><td>3.72</td><td>3.55</td></tr> </table>	SELL			Entry	Stoploss	Take Profit	3.68	3.72	3.55	COTTON \$82.96 ▲ 0.7% <table border="1"> <tr><th colspan="3">SELL</th></tr> <tr><th>Entry</th><th>Stoploss</th><th>Take Profit</th></tr> <tr><td>83.20</td><td>83.78</td><td>80.50</td></tr> </table>	SELL			Entry	Stoploss	Take Profit	83.20	83.78	80.50	DOW JONES 34281.00 ▲ 0.2% <table border="1"> <tr><th colspan="3">BUY</th></tr> <tr><th>Entry</th><th>Stoploss</th><th>Take Profit</th></tr> <tr><td>34,160.00</td><td>33,993.31</td><td>34,600.00</td></tr> </table>	BUY			Entry	Stoploss	Take Profit	34,160.00	33,993.31	34,600.00
SELL																													
Entry	Stoploss	Take Profit																											
3.68	3.72	3.55																											
SELL																													
Entry	Stoploss	Take Profit																											
83.20	83.78	80.50																											
BUY																													
Entry	Stoploss	Take Profit																											
34,160.00	33,993.31	34,600.00																											
S&P 500 4045.75 ▲ 0.3% <table border="1"> <tr><th colspan="3">BUY</th></tr> <tr><th>Entry</th><th>Stoploss</th><th>Take Profit</th></tr> <tr><td>4,032.00</td><td>4,007.79</td><td>4,093.00</td></tr> </table>	BUY			Entry	Stoploss	Take Profit	4,032.00	4,007.79	4,093.00	NASDAQ 100 11917.50 ▲ 0.5% <table border="1"> <tr><th colspan="3">BUY</th></tr> <tr><th>Entry</th><th>Stoploss</th><th>Take Profit</th></tr> <tr><td>11,875.00</td><td>11,781.62</td><td>12,120.00</td></tr> </table>	BUY			Entry	Stoploss	Take Profit	11,875.00	11,781.62	12,120.00	AUS-USD \$0.6740 ▲ 0.1% <table border="1"> <tr><th colspan="3">BUY</th></tr> <tr><th>Entry</th><th>Stoploss</th><th>Take Profit</th></tr> <tr><td>0.6715</td><td>0.6690</td><td>0.6795</td></tr> </table>	BUY			Entry	Stoploss	Take Profit	0.6715	0.6690	0.6795
BUY																													
Entry	Stoploss	Take Profit																											
4,032.00	4,007.79	4,093.00																											
BUY																													
Entry	Stoploss	Take Profit																											
11,875.00	11,781.62	12,120.00																											
BUY																													
Entry	Stoploss	Take Profit																											
0.6715	0.6690	0.6795																											
JPY-USD ¥ 138.30 ▼ -0.9% <table border="1"> <tr><th colspan="3">SELL</th></tr> <tr><th>Entry</th><th>Stoploss</th><th>Take Profit</th></tr> <tr><td>138.65</td><td>139.17</td><td>137.00</td></tr> </table>	SELL			Entry	Stoploss	Take Profit	138.65	139.17	137.00	EUR-USD \$1.0400 ▲ 0.1% <table border="1"> <tr><th colspan="3">BUY</th></tr> <tr><th>Entry</th><th>Stoploss</th><th>Take Profit</th></tr> <tr><td>1.0369</td><td>1.0338</td><td>1.0480</td></tr> </table>	BUY			Entry	Stoploss	Take Profit	1.0369	1.0338	1.0480	GBP-USD \$1.2096 ▲ 0.4% <table border="1"> <tr><th colspan="3">BUY</th></tr> <tr><th>Entry</th><th>Stoploss</th><th>Take Profit</th></tr> <tr><td>1.2060</td><td>1.2010</td><td>1.2190</td></tr> </table>	BUY			Entry	Stoploss	Take Profit	1.2060	1.2010	1.2190
SELL																													
Entry	Stoploss	Take Profit																											
138.65	139.17	137.00																											
BUY																													
Entry	Stoploss	Take Profit																											
1.0369	1.0338	1.0480																											
BUY																													
Entry	Stoploss	Take Profit																											
1.2060	1.2010	1.2190																											

Major Headlines

Oil down almost 4% as ‘generous’ Russia price cap snuffs OPEC cut speculation

A lost opportunity for the West to add to Vladimir Putin’s ire and financial pain is turning out to be a win for oil [see more...](#)

Gold rises past \$1,750 as Fed members tout slower rate hikes
 Gold prices rose past key levels on Thursday, benefiting from a weaker dollar as the minutes of the Federal Reserve’s latest meeting showed that a growing number of members [see more...](#)

Dow futures lift as Fed considers smaller hikes

U.S. stock futures were trading higher during Wednesday’s evening deals, following a positive close among benchmark indices as investors turned optimistic after minutes [see more...](#)

USD/JPY bears stay in control after dovish FOMC minutes

At the time of writing, USD/JPY is down 0.2% having fallen from a high of 139.60 and has reached a low of 139.25 into the Tokyo open with the greenback still reeling from a [see more...](#)

EUR/USD to average 0.95 in H1 2023 – JP Morgan

Analysts at JP Morgan (JPM) expect EUR/USD pair to average 0.9500 during the first half (H1) of the next year (2023) while also citing possibilities of a test towards 0.9000 [see more...](#)

GBP/USD struggles around 1.2080, upside remain favored amid upbeat market sentiment

The GBP/USD pair is displaying signs of loss in the upside momentum while attempting to cross the immediate [see more...](#)

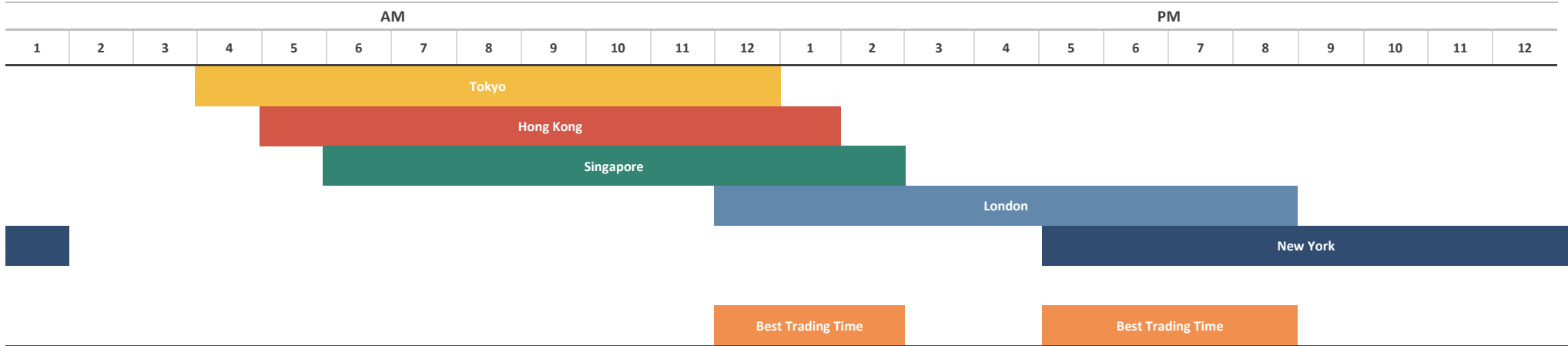
ECONOMIC CALENDAR

Event	Dates	Time	Currency	Importance	Actual	Forecast	Previous
ECB President Lagarde Speaks	21-Nov-22	12:00 AM	EUR	High Volatility			
PBoC Loan Prime Rate	21-Nov-22	6:15 AM	CNY	High Volatility	3.65%	3.65%	3.65%
Core Retail Sales (MoM) (Sep)	22-Nov-22	6:30 PM	CAD	High Volatility	-0.7%	-0.6%	0.5%
Japan - Workers Day	23-Nov-22	Holiday		All Day			
RBNZ Interest Rate Decision	23-Nov-22	6:00 AM	NZD	High Volatility	4.25%	4.25%	3.50%
RBNZ Rate Statement	23-Nov-22	6:00 AM	NZD	High Volatility			
RBNZ Press Conference	23-Nov-22	7:00 AM	NZD	High Volatility			
German Manufacturing PMI (Nov)	23-Nov-22	1:30 PM	EUR	High Volatility	46.7	45.0	45.1
Composite PMI	23-Nov-22	2:30 PM	GBP	High Volatility	48.3	47.2	48.2
Manufacturing PMI	23-Nov-22	2:30 PM	GBP	High Volatility	46.2	45.7	46.2
Services PMI	23-Nov-22	2:30 PM	GBP	High Volatility	48.8	48.0	48.8
Building Permits	23-Nov-22	6:00 PM	USD	High Volatility	1.512M	1.526M	1.564M
Core Durable Goods Orders (MoM) (Oct)	23-Nov-22	6:30 PM	USD	High Volatility	0.5%	0.1%	-0.9%
Initial Jobless Claims	23-Nov-22	6:30 PM	USD	High Volatility	240K	225K	223K
New Home Sales (Oct)	23-Nov-22	8:00 PM	USD	High Volatility	632K	570K	588K
Crude Oil Inventories	23-Nov-22	8:30 PM	USD	High Volatility	-3.691M	-1.055M	-5.400M
United States - Thanksgiving Day	24-Nov-22	Holiday		All Day			
FOMC Meeting Minutes	24-Nov-22	12:00 AM	USD	High Volatility			
German Ifo Business Climate Index (Nov)	24-Nov-22	2:00 PM	EUR	High Volatility	86.3	85.0	84.5
ECB Publishes Account of Monetary Policy Meeting	24-Nov-22	5:30 PM	EUR	High Volatility			
United States - Thanksgiving Day - Early close at 13:00	25-Nov-22	Holiday		All Day			
German GDP (QoQ) (Q3)	25-Nov-22	1:30 PM	EUR	High Volatility		0.3%	0.3%

Source: Investing.com

FOREX MARKET'S STATISTICS

Forex Market Hours

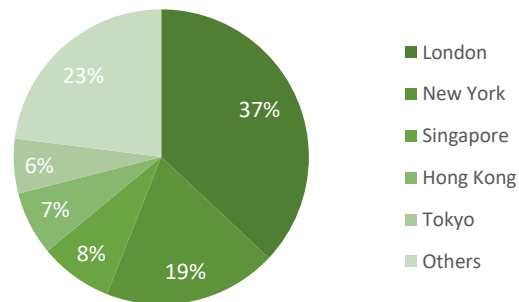


Note: This chart shows the normal forex trading times of all the major forex trading centers across the globe in Pakistan Standard Time.

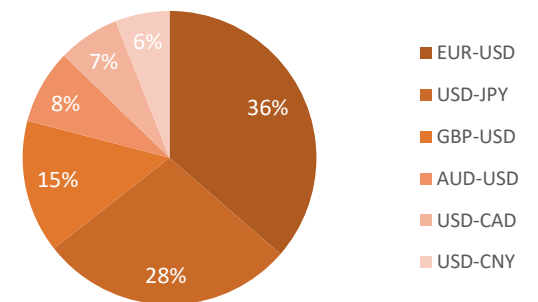
Forex Turnover by Counterparty



Markets' Share in Total Forex Turnover



Most Traded Currency Pairs



Sources: ACPL Research, Forexmarkethours, Dailyfx, Ig

FOREX MARKET'S STATISTICS

This report has been prepared by Abbasi and Company (Private) Limited and is provided for information purposes only. Abbasi and Company (Private) Limited (ACPL) is engaged in brokerage business of commodities futures in Pakistan and to provide the trading/ execution facility on Pakistan Mercantile Exchange (PMEX). There is risk of loss in trading in derivatives (futures). The author, directors and other employees of Abbasi and Company (Private) Limited and its affiliates cannot be held responsible for any loss in trading. Futures; futures on margin carries a high level of risk and may not be suitable for all investors. The high degree of leverage can work against the investor/ traders. Before deciding to invest in Commodity derivatives, you should carefully consider your investment objectives, level of experience, and risk appetite. The possibility exists that you could sustain a loss of some or all of your initial investment and therefore you should not invest money that you cannot afford to lose. You should be aware of all the risks associated with futures trading in commodities and other financial products. We take no responsibility for any loss made in investment on any instruments through us. In any event Abbasi and Company (Private) Limited, its affiliates, agents will not be liable to anyone for any decision made or action taken for investment/ trading. Abbasi and Company (Private) Limited, its affiliates, directors and employees cannot be held responsible for any loss in trading due to any problem in connectivity; failure of system; technical problem in the software or any other reason whatever.

All the reports/ recommendations/ trading calls/ opinions are advisory in nature and contains the opinions of the author, which are not to be construed as investment advices. The author, directors and other employees of Abbasi and Company (Private) Limited and its affiliates cannot be held responsible for the accuracy of the information presented herein or for the results of the positions taken based on the opinions expressed in the reports/ views from Abbasi and Company (Private) Limited. All the views/ recommendations/ trading calls and opinions are based on the information, which are believed to be accurate and no assurance can be given for the accuracy of these information.

Derivatives trading involve substantial risk. The valuation of the underlying may fluctuate, and as a result, clients may lose their entire original investment. In no event should the content of this research report be construed as an express or an implied promise, guarantee or implication by, or from, Abbasi and Company (Private) Limited that you will profit or that losses can, or will be, limited in any manner whatsoever. Past results are no indication of future performance. The information provided in this report is intended solely for informative purposes and is obtained from sources believed to be reliable. Information is in no way guaranteed. No guarantee of any kind is implied or possible where projections of future conditions are attempted. Investments in securities market are subject to market risks, read all the related documents carefully before investing.

All rights reserved by Abbasi and Company (Private) Limited. This report or any portion hereof may not be reproduced, distributed, or published by any person for any purpose whatsoever. Nor can it be sent to a third party without prior consent of Abbasi and Company (Private) Limited. Action could be taken for unauthorized reproduction, distribution, or publication.

The research analyst, primarily involved in the preparation of this report, certifies that (1) the views expressed in this report accurately reflect his/her personal views about the subject commodity/index /currency pair and (2) no part of his/her compensation was, is or will be directly or indirectly related to the specific recommendations or views expressed in this report.

DISCLOSURE

Following exchange rates are used to convert investment and profit values:

- USD/PKR: 224.25
- JPY/PKR: 1.61

To arrive at our Target Price, Abbasi & Company (Private) Limited uses following methods:

- Technical Analysis
- Fundamental Analysis

Furthermore, profit and returns are inclusive of all expenses including PMEX Fee, ACPL Fee & Sales Tax

RESEARCH DISSEMINATION POLICY

Abbasi & Company (Private) Limited endeavors to make all reasonable efforts to disseminate research to all eligible clients in a timely manner through either physical or electronic distribution such as email, fax mail etc. Nevertheless, all clients may not receive the material at the same time.

PREPARED BY

Muhammad Salman
Phone: (+92) 42 38302028
Ext: 116
Email: salman@abbasiandcompany.com

RESEARCH DEPARTMENT

6 - Shadman, Lahore
Phone: (+92) 42 38302028; Ext: 116, 117
Email: research@abbasiandcompany.com
web: www.abbasiandcompany.com

HEAD OFFICE

6 - Shadman, Lahore
Phone: (+92) 42 38302028
Email: support@abbasiandcompany.com
web: www.abbasiandcompany.com