

PMEX UPDATE (Evening)

WTI \$84.69 ▲ 0.2%	SELL Entry: 85.10 Stoploss: 86.30 Take Profit: 83.00	GAS \$5.97 ▼ -0.5%	SELL Entry: 6.000 Stoploss: 6.115 Take Profit: 5.750	GOLD \$1,658 ▼ -0.3%	SELL Entry: 1,664.00 Stoploss: 1,670.27 Take Profit: 1,653.00
SILVER \$18.68 ▼ -0.2%	SELL Entry: 18.84 Stoploss: 19.02 Take Profit: 18.51	PLATINUM \$919.30 ▲ 0.6%	SELL Entry: 925.00 Stoploss: 932.21 Take Profit: 910.00	COPPER \$3.39 ▼ -0.8%	SELL Entry: 3.41 Stoploss: 3.43 Take Profit: 3.36
DOW JONES 30,595 ▲ 1.2%	BUY Entry: 30,450 Stoploss: 30,309 Take Profit: 30,805	S&P 500 3,742 ▲ 1.4%	BUY Entry: 3,730 Stoploss: 3,709 Take Profit: 3,780	NASDAQ 100 11,298 ▲ 1.7%	BUY Entry: 11,251 Stoploss: 11,166 Take Profit: 11,450
USD-JPY ¥149.13 ▲ 0.1%	BUY Entry: 148.80 Stoploss: 148.41 Take Profit: 149.50	EUR-USD \$0.9836 ▼ -0.0%	SELL Entry: 0.9850 Stoploss: 0.9875 Take Profit: 0.9814	GBP-USD \$1.1278 ▼ -0.7%	SELL Entry: 1.1334 Stoploss: 1.1379 Take Profit: 1.1233

Major Headlines

Oil Prices Tread Water Between Tightening Supply, Recession Fears

Oil prices were muted on Tuesday as markets weighed signs of tightening crude supply against increasing fears that a global economic slowdown will erode crude demand this year. Crude markets marked a slow [see more...](#)

Gold Hovers Around \$1,650, Copper Hit by China Uncertainty
 Gold prices moved little on Tuesday, hovering around key support levels as the dollar retreated from recent highs, while uncertainty over weakening metal demand in China weighed on copper. Spot gold held on to mild gains from Monday, trading around \$1,650.96 an ounce, while gold futures steadied at \$1,656.20 an ounce by 19:30 ET [see more...](#)

Dow closes up 550 points, Nasdaq pops more than 3% as strong bank earnings boost volatile market

Stocks rose sharply on Monday as key earnings reports eased some of investors' fears and oversold tech names enjoyed a rebound rally. The Dow Jones Industrial Average gained 550.99 points, [see more...](#)

USD/JPY Price Analysis: Buyers keep the reins at 32-year high near 149.00
 USD/JPY picks up bids to consolidate Tuesday's losses around 148.90 during mid-Asian session. In doing so, the yen pair seesaws around the multi-year high while snapping a nine-day uptrend. Even so, the quote's sustained trading inside the three-day-old bullish channel and the [see more...](#)

EUR/USD rallies beyond 0.9800 amid a brighter market sentiment

The common currency has shrugged off the weakness observed last week to rally on Monday, amid an improved sentiment. The euro appreciates nearly 1% so far today bouncing up at 0.9720 area to hit session highs at 0.98 [see more...](#)

GBP/USD: Not enough good news to turn bullish – Rabobank
 GBP/USD has been fluctuating around the 1.13 area today. Economists at Rabobank have been bearish on the pound for many months and believe that there is still too much uncertainty in both the UK economic and political outlooks to turn constructive on the outlook for GBP. "Hawkish remarks from BoE Governor Bailey [see more...](#)

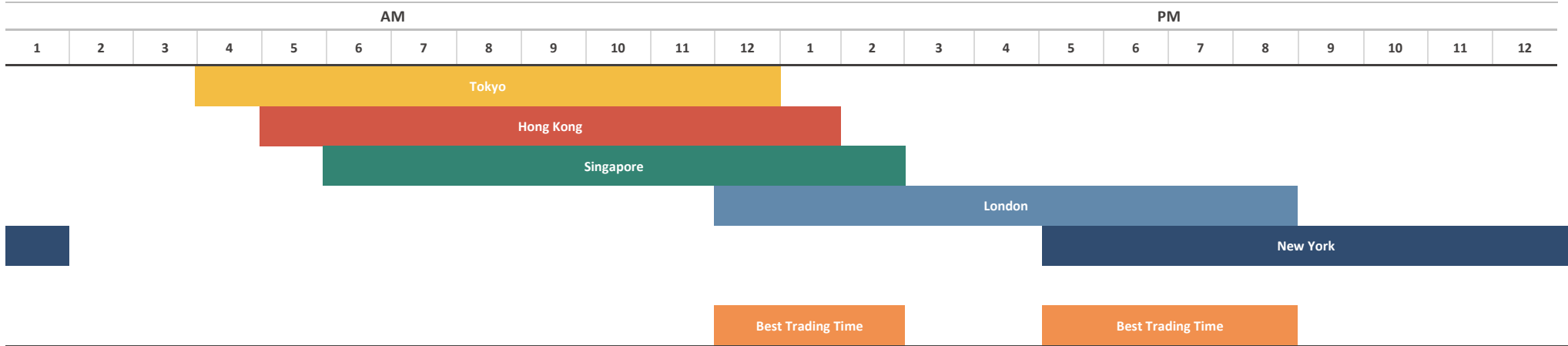
ECONOMIC CALENDAR

Event	Dates	Time	Currency	Importance	Actual	Forecast	Previous
CPI (QoQ) (Q3)	18-Oct-22	0-Jan-00	NZD	High Volatility	2.2%	1.6%	1.7%
RBA Meeting Minutes	18-Oct-22	0-Jan-00	AUD	High Volatility			
GDP (YoY) (Q3)	18-Oct-22	0-Jan-00	CNY	High Volatility		3.4%	0.4%
Industrial Production (YoY) (Sep)	18-Oct-22	7:00 AM	CNY	High Volatility		0.045	0.042
German ZEW Economic Sentiment (Oct)	18-Oct-22	2:00 PM	EUR	High Volatility	-59.2	-65.7	-61.9
CPI (YoY) (Sep)	19-Oct-22	11:00 AM	GBP	High Volatility		10.0%	9.9%
CPI (YoY) (Sep)	19-Oct-22	2:00 PM	EUR	High Volatility		10.0%	9.1%
Building Permits (Sep)	19-Oct-22	5:30 PM	USD	High Volatility		1.530M	1.542M
Core CPI (MoM) (Sep)	19-Oct-22	5:30 PM	CAD	High Volatility			0.00%
Crude Oil Inventories	19-Oct-22	7:30 PM	USD	High Volatility			9.880M
Employment Change (Sep)	20-Oct-22	5:30 AM	AUD	High Volatility		25.0K	33.5K
PBoC Loan Prime Rate	20-Oct-22	6:15 AM	CNY	High Volatility			3.7%
EU Leaders Summit	20-Oct-22	3:00 PM	EUR	High Volatility			
Initial Jobless Claims	20-Oct-22	5:30 PM	USD	High Volatility		232K	228K
Philadelphia Fed Manufacturing Index (Oct)	20-Oct-22	5:30 PM	USD	High Volatility		-500.0%	-990.0%
Existing Home Sales (Sep)	20-Oct-22	7:00 PM	USD	High Volatility		4.69M	4.80M
Retail Sales (MoM) (Sep)	21-Oct-22	11:00 AM	GBP	High Volatility		-0.5%	-1.6%
EU Leaders Summit	21-Oct-22	3:00 PM	EUR	High Volatility			
Core Retail Sales (MoM) (Aug)	21-Oct-22	5:30 PM	CAD	High Volatility		0.40%	-3.10%

Source: Investing.com

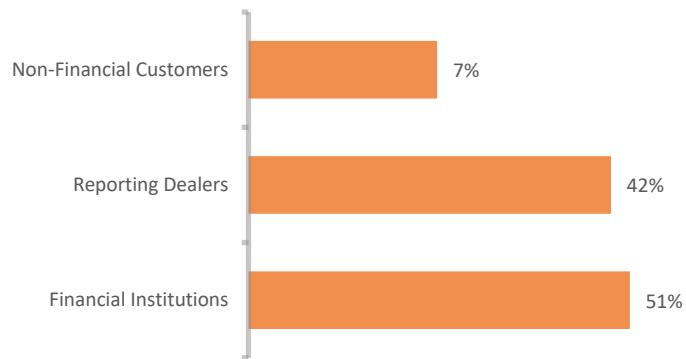
FOREX MARKET'S STATISTICS

Forex Market Hours

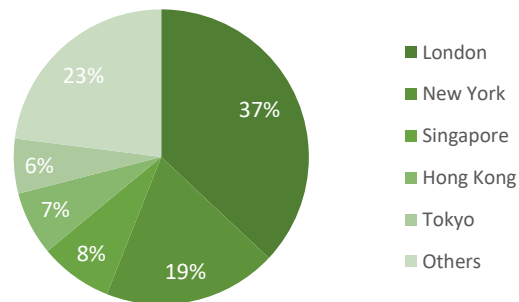


Note: This chart shows the normal forex trading times of all the major forex trading centers across the globe in Pakistan Standard Time.

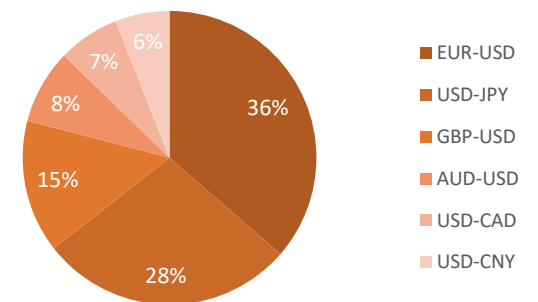
Forex Turnover by Counterparty



Markets' Share in Total Forex Turnover



Most Traded Currency Pairs



Sources: ACPL Research, Forexmarkethours, Dailyfx, Ig

FOREX MARKET'S STATISTICS

This report has been prepared by Abbasi and Company (Private) Limited and is provided for information purposes only. Abbasi and Company (Private) Limited (ACPL) is engaged in brokerage business of commodities futures in Pakistan and to provide the trading/ execution facility on Pakistan Mercantile Exchange (PMEX). There is risk of loss in trading in derivatives (futures). The author, directors and other employees of Abbasi and Company (Private) Limited and its affiliates cannot be held responsible for any loss in trading. Futures; futures on margin carries a high level of risk and may not be suitable for all investors. The high degree of leverage can work against the investor/ traders. Before deciding to invest in Commodity derivatives, you should carefully consider your investment objectives, level of experience, and risk appetite. The possibility exists that you could sustain a loss of some or all of your initial investment and therefore you should not invest money that you cannot afford to lose. You should be aware of all the risks associated with futures trading in commodities and other financial products. We take no responsibility for any loss made in investment on any instruments through us. In any event Abbasi and Company (Private) Limited, its affiliates, agents will not be liable to anyone for any decision made or action taken for investment/ trading. Abbasi and Company (Private) Limited, its affiliates, directors and employees cannot be held responsible for any loss in trading due to any problem in connectivity; failure of system; technical problem in the software or any other reason whatever.

All the reports/ recommendations/ trading calls/ opinions are advisory in nature and contains the opinions of the author, which are not to be construed as investment advices. The author, directors and other employees of Abbasi and Company (Private) Limited and its affiliates cannot be held responsible for the accuracy of the information presented herein or for the results of the positions taken based on the opinions expressed in the reports/ views from Abbasi and Company (Private) Limited. All the views/ recommendations/ trading calls and opinions are based on the information, which are believed to be accurate and no assurance can be given for the accuracy of these information.

Derivatives trading involve substantial risk. The valuation of the underlying may fluctuate, and as a result, clients may lose their entire original investment. In no event should the content of this research report be construed as an express or an implied promise, guarantee or implication by, or from, Abbasi and Company (Private) Limited that you will profit or that losses can, or will be, limited in any manner whatsoever. Past results are no indication of future performance. The information provided in this report is intended solely for informative purposes and is obtained from sources believed to be reliable. Information is in no way guaranteed. No guarantee of any kind is implied or possible where projections of future conditions are attempted. Investments in securities market are subject to market risks, read all the related documents carefully before investing.

All rights reserved by Abbasi and Company (Private) Limited. This report or any portion hereof may not be reproduced, distributed, or published by any person for any purpose whatsoever. Nor can it be sent to a third party without prior consent of Abbasi and Company (Private) Limited. Action could be taken for unauthorized reproduction, distribution, or publication.

The research analyst, primarily involved in the preparation of this report, certifies that (1) the views expressed in this report accurately reflect his/her personal views about the subject commodity/index /currency pair and (2) no part of his/her compensation was, is or will be directly or indirectly related to the specific recommendations or views expressed in this report.

DISCLOSURE

Following exchange rates are used to convert investment and profit values:

- USD/PKR: 220.25
- JPY/PKR: 1.48

To arrive at our Target Price, Abbasi & Company (Private) Limited uses following methods:

- Technical Analysis
- Fundamental Analysis

Furthermore, profit and returns are inclusive of all expenses including PMEX Fee, ACPL Fee & Sales Tax

RESEARCH DISSEMINATION POLICY

Abbasi & Company (Private) Limited endeavors to make all reasonable efforts to disseminate research to all eligible clients in a timely manner through either physical or electronic distribution such as email, fax mail etc. Nevertheless, all clients may not receive the material at the same time.

PREPARED BY

Muhammad Salman
Phone: (+92) 42 38302028
Ext: 116
Email: salman@abbasiandcompany.com

RESEARCH DEPARTMENT

6 - Shadman, Lahore
Phone: (+92) 42 38302028; Ext: 116, 117
Email: research@abbasiandcompany.com
web: www.abbasiandcompany.com

HEAD OFFICE

6 - Shadman, Lahore
Phone: (+92) 42 38302028
Email: support@abbasiandcompany.com
web: www.abbasiandcompany.com