

PMEX UPDATE (Evening)

WTI \$81.69 ▲ 0.1% SELL Entry: 82.20, Stoploss: 83.34, Take Profit: 78.20	BRENT \$89.64 ▼ -0.2% SELL Entry: 90.25, Stoploss: 91.50, Take Profit: 87.90	GAS \$6.19 ▼ -2.8% BUY Entry: 6.145, Stoploss: 6.030, Take Profit: 6.375
GOLD \$1,767.15 ▲ 0.2% BUY Entry: 1,762.50, Stoploss: 1,754.57, Take Profit: 1,777.00	PLATINUM \$991.75 ▲ 0.0% SELL Entry: 996.50, Stoploss: 1,004.65, Take Profit: 971.50	SILVER \$21.25 ▲ 1.3% BUY Entry: 21.11, Stoploss: 20.94, Take Profit: 21.52
COPPER \$3.66 ▼ -0.6% SELL Entry: 3.68, Stoploss: 3.72, Take Profit: 3.62	COTTON \$86.28 ▼ -0.9% SELL Entry: 87.15, Stoploss: 87.74, Take Profit: 84.02	DOW JONES 33668.00 ▲ 0.3% BUY Entry: 33,610.00, Stoploss: 33,434.16, Take Profit: 34,000.00
S&P 500 3972.25 ▲ 0.4% BUY Entry: 3,965.00, Stoploss: 3,938.34, Take Profit: 4,000.00	NASDAQ 100 11773.00 ▲ 0.5% BUY Entry: 11,650.00, Stoploss: 11,548.98, Take Profit: 11,950.00	AUS-USD \$0.6725 ▲ 0.7% BUY Entry: 0.6700, Stoploss: 0.6674, Take Profit: 0.6745
JPY-USD ¥ 139.82 ▼ -0.3% SELL Entry: 140.20, Stoploss: 140.78, Take Profit: 139.30	EUR-USD \$1.0376 ▲ 0.2% BUY Entry: 1.0347, Stoploss: 1.0312, Take Profit: 1.0417	GBP-USD \$1.1925 ▲ 0.5% BUY Entry: 1.1890, Stoploss: 1.1837, Take Profit: 1.2045

Major Headlines

Oil nosedives, with Brent breaking below \$90 on China COVID news
 OPEC+ might be holding the reins to global oil supply, but it's the bears in the market who seem to be prevailing in [see more...](#)

Gold, silver sink on bearish outside markets, hawkish Fed-speak
 Gold and silver prices are solidly lower in midday U.S. trading Thursday. A strong rally in the U.S. dollar index and [see more...](#)

Dow flat on late buying into close despite hawkish Fed speak
 The Dow ended flat after climbing late into close on Thursday as investors weighed further remarks from Federal Reserve officials calling for more rate hikes, stoking [see more...](#)

BoJ's Kuroda: Raising interest rates now is not desirable
 Bank of Japan (BoJ) Governor Haruhiko Kuroda said on Friday, "raising interest rates now is not desirable." Additional comments: It is true that the CPI data shows significant [see more...](#)

EURUSD Price Analysis: Bears attack 1.0350 support with high hopes
 EURUSD flirts with a fortnight-old support line as pares the fifth consecutive weekly gain around 1.0360 during [see more...](#)

GBPUSD Price Analysis: Bears are sinking in their teeth and eye 1.1700 / 1.1650
 GBPUSD was pressured on Wednesday as US Treasury yields moved higher and investors eyed hawkish comments [see more...](#)

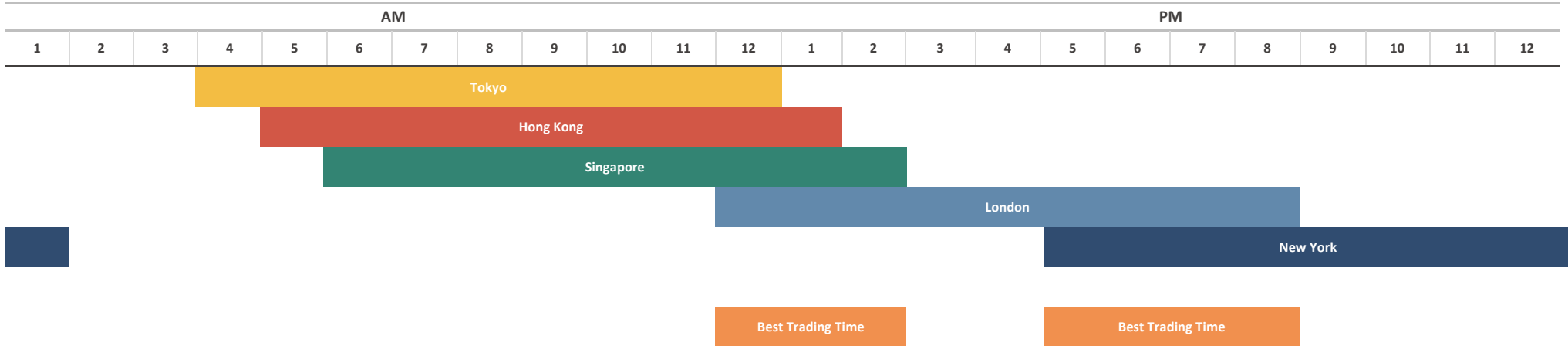
ECONOMIC CALENDAR

Event	Dates	Time	Currency	Importance	Actual	Forecast	Previous
GDP (QoQ) (Q3)	15-Nov-22	4:50 AM	JPY	High Volatility	-0.3%	0.3%	1.1%
RBA Meeting Minutes	15-Nov-22	5:30 AM	AUD	High Volatility			
Industrial Production (YoY) (Oct)	15-Nov-22	7:00 AM	CNY	High Volatility	5.0%	5.2%	6.3%
Average Earnings Index +Bonus (Sep)	15-Nov-22	12:00 PM	GBP	High Volatility	6.00%	5.9%	6.1%
Claimant Count Change (Oct)	15-Nov-22	12:00 PM	GBP	High Volatility	3.3K	17.3K	3.9K
German ZEW Economic Sentiment (Nov)	15-Nov-22	3:00 PM	EUR	High Volatility	-36.7	-50.0	-59.2
PPI (MoM) (Oct)	15-Nov-22	6:30 PM	USD	High Volatility	0.2%	0.4%	0.2%
CPI (YoY) (Oct)	16-Nov-22	12:00 PM	GBP	High Volatility	11.1%	10.7%	10.1%
Core Retail Sales (MoM) (Oct)	16-Nov-22	6:30 PM	USD	High Volatility	1.3%	0.4%	0.1%
Retail Sales (MoM) (Oct)	16-Nov-22	6:30 PM	USD	High Volatility	1.3%	1.0%	0.0%
Core CPI (MoM) (Oct)	16-Nov-22	6:30 PM	CAD	High Volatility	0.4%		0.4%
BoE Gov Bailey Speaks	16-Nov-22	7:15 PM	GBP	High Volatility			
Inflation Report Hearings	16-Nov-22	7:15 PM	GBP	High Volatility			
ECB President Lagarde Speaks	16-Nov-22	8:00 PM	EUR	High Volatility			
Crude Oil Inventories	16-Nov-22	8:30 PM	USD	High Volatility	-5.400M	-0.440M	3.925M
Employment Change (Oct)	17-Nov-22	5:30 AM	AUD	High Volatility	32.2K	15.0K	-3.8K
CPI (YoY) (Oct)	17-Nov-22	3:00 PM	EUR	High Volatility	10.6%	10.7%	9.9%
Autumn Forecast Statement	17-Nov-22	5:30 PM	GBP	High Volatility			
Building Permits (Oct)	17-Nov-22	6:30 PM	USD	High Volatility	1.526M	1.512M	1.564M
Initial Jobless Claims	17-Nov-22	6:30 PM	USD	High Volatility	222K	225K	226K
Philadelphia Fed Manufacturing Index (Nov)	17-Nov-22	6:30 PM	USD	High Volatility	-19.4	-6.2	-8.7
Retail Sales (MoM) (Oct)	18-Nov-22	12:00 PM	GBP	High Volatility	0.6%	-0.3%	-1.5%
ECB President Lagarde Speaks	18-Nov-22	1:30 PM	EUR	High Volatility			
Existing Home Sales (Oct)	18-Nov-22	8:00 PM	USD	High Volatility		4.38M	4.71M

Source: Investing.com

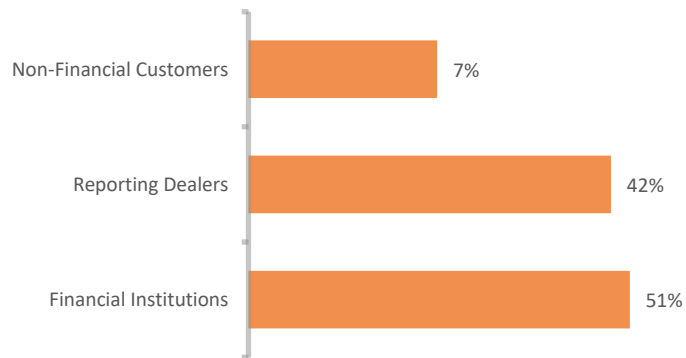
FOREX MARKET'S STATISTICS

Forex Market Hours

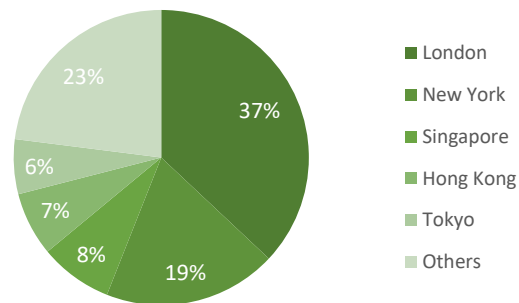


Note: This chart shows the normal forex trading times of all the major forex trading centers across the globe in Pakistan Standard Time.

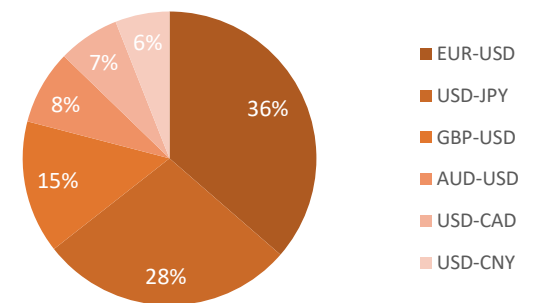
Forex Turnover by Counterparty



Markets' Share in Total Forex Turnover



Most Traded Currency Pairs



Sources: ACPL Research, Forexmarkethours, Dailyfx, Ig

FOREX MARKET'S STATISTICS

This report has been prepared by Abbasi and Company (Private) Limited and is provided for information purposes only. Abbasi and Company (Private) Limited (ACPL) is engaged in brokerage business of commodities futures in Pakistan and to provide the trading/ execution facility on Pakistan Mercantile Exchange (PMEX). There is risk of loss in trading in derivatives (futures). The author, directors and other employees of Abbasi and Company (Private) Limited and its affiliates cannot be held responsible for any loss in trading. Futures; futures on margin carries a high level of risk and may not be suitable for all investors. The high degree of leverage can work against the investor/ traders. Before deciding to invest in Commodity derivatives, you should carefully consider your investment objectives, level of experience, and risk appetite. The possibility exists that you could sustain a loss of some or all of your initial investment and therefore you should not invest money that you cannot afford to lose. You should be aware of all the risks associated with futures trading in commodities and other financial products. We take no responsibility for any loss made in investment on any instruments through us. In any event Abbasi and Company (Private) Limited, its affiliates, agents will not be liable to anyone for any decision made or action taken for investment/ trading. Abbasi and Company (Private) Limited, its affiliates, directors and employees cannot be held responsible for any loss in trading due to any problem in connectivity; failure of system; technical problem in the software or any other reason whatever.

All the reports/ recommendations/ trading calls/ opinions are advisory in nature and contains the opinions of the author, which are not to be construed as investment advices. The author, directors and other employees of Abbasi and Company (Private) Limited and its affiliates cannot be held responsible for the accuracy of the information presented herein or for the results of the positions taken based on the opinions expressed in the reports/ views from Abbasi and Company (Private) Limited. All the views/ recommendations/ trading calls and opinions are based on the information, which are believed to be accurate and no assurance can be given for the accuracy of these information.

Derivatives trading involve substantial risk. The valuation of the underlying may fluctuate, and as a result, clients may lose their entire original investment. In no event should the content of this research report be construed as an express or an implied promise, guarantee or implication by, or from, Abbasi and Company (Private) Limited that you will profit or that losses can, or will be, limited in any manner whatsoever. Past results are no indication of future performance. The information provided in this report is intended solely for informative purposes and is obtained from sources believed to be reliable. Information is in no way guaranteed. No guarantee of any kind is implied or possible where projections of future conditions are attempted. Investments in securities market are subject to market risks, read all the related documents carefully before investing.

All rights reserved by Abbasi and Company (Private) Limited. This report or any portion hereof may not be reproduced, distributed, or published by any person for any purpose whatsoever. Nor can it be sent to a third party without prior consent of Abbasi and Company (Private) Limited. Action could be taken for unauthorized reproduction, distribution, or publication.

The research analyst, primarily involved in the preparation of this report, certifies that (1) the views expressed in this report accurately reflect his/her personal views about the subject commodity/index /currency pair and (2) no part of his/her compensation was, is or will be directly or indirectly related to the specific recommendations or views expressed in this report.

DISCLOSURE

Following exchange rates are used to convert investment and profit values:

- USD/PKR: 223.33
- JPY/PKR: 1.59

To arrive at our Target Price, Abbasi & Company (Private) Limited uses following methods:

- Technical Analysis
- Fundamental Analysis

Furthermore, profit and returns are inclusive of all expenses including PMEX Fee, ACPL Fee & Sales Tax

RESEARCH DISSEMINATION POLICY

Abbasi & Company (Private) Limited endeavors to make all reasonable efforts to disseminate research to all eligible clients in a timely manner through either physical or electronic distribution such as email, fax mail etc. Nevertheless, all clients may not receive the material at the same time.

PREPARED BY

Muhammad Salman
Phone: (+92) 42 38302028
Ext: 116
Email: salman@abbasiandcompany.com

RESEARCH DEPARTMENT

6 - Shadman, Lahore
Phone: (+92) 42 38302028; Ext: 116, 117
Email: research@abbasiandcompany.com
web: www.abbasiandcompany.com

HEAD OFFICE

6 - Shadman, Lahore
Phone: (+92) 42 38302028
Email: support@abbasiandcompany.com
web: www.abbasiandcompany.com