

PMEX UPDATE (Evening)

WTI \$92.19 ▼ -0.5%	BUY Entry: 91.75 Stoploss: 90.45 Take Profit: 95.50	GAS \$6.75 ▲ 0.1%	SELL Entry: 6.792 Stoploss: 6.912 Take Profit: 6.527	GOLD \$1,685 ▼ -1.4%	SELL Entry: 1,690.20 Stoploss: 1,696.65 Take Profit: 1,675.00
SILVER \$19.81 ▼ -2.2%	SELL Entry: 19.91 Stoploss: 20.11 Take Profit: 19.46	PLATINUM \$905.15 ▼ -1.4%	SELL Entry: 909.80 Stoploss: 917.41 Take Profit: 894.00	COPPER \$3.43 ▲ 1.3%	BUY Entry: 3.42 Stoploss: 3.39 Take Profit: 3.49
DOW JONES 29,296 ▼ -0.2%	SELL Entry: 29,380 Stoploss: 29,535 Take Profit: 29,020	S&P 500 3,641 ▼ -0.3%	SELL Entry: 3,652 Stoploss: 3,675 Take Profit: 3,602	NASDAQ 100 11,050 ▼ -0.5%	SELL Entry: 11,095 Stoploss: 11,183 Take Profit: 10,895
USD-JPY ¥145.56 ▲ 0.2%	BUY Entry: 145.35 Stoploss: 144.96 Take Profit: 146.20	EUR-USD \$0.9692 ▼ -0.5%	SELL Entry: 0.9708 Stoploss: 0.9737 Take Profit: 0.9640	GBP-USD \$1.1054 ▼ -0.3%	SELL Entry: 1.1086 Stoploss: 1.1132 Take Profit: 1.0920

Major Headlines

Oil takes a breather, eases off 5-week highs

Oil prices slipped on Monday, easing off five-week highs, as the market took profits following strong gains last week on expectations of tighter supplies following OPEC+ cuts and ahead of the European Union embargo on Russian oil. Brent crude futures fell 81 cents, or 0.8%, to \$97.11 a barrel [see more...](#)

Gold Back Below \$1,700 as Dollar Dominates Safe Haven Trades

Gold prices stayed below key levels on Monday after a strong U.S. jobs report gave the Federal Reserve few reasons to soften its hawkish rhetoric, while concerns over geopolitical instability in Europe and Asia fed safe haven trades into the dollar. Spot gold rose 0.2% to \$1,698.07 an ounce after [see more...](#)

Dow Futures Move Lower As Earnings Season Begins

U.S. stock futures were trading lower during Sunday's evening deals, after major benchmark indices finished the week in a mixed fashion amid volatile trading conditions as investors brace for a busy week amid corporate earnings, FOMC minutes and highly anticipated consumer price index [see more...](#)

USD/JPY pokes 24-year high around 145.50 despite off in Japan, US

USD/JPY remains on the front foot around 145.50, poking the 24-year high marked in late September during Monday's Asian session. The yen pair's latest gains could be linked to the US dollar's broad upside even as the holiday in Japan and the US challenge the momentum traders. That said, [see more...](#)

EUR/USD Price Analysis: Bears chip away at fresh lows, eye 0.9700

The US dollar remains in favour of the bulls at the start of the week as the following hourly DXY chart illustrates:: The price of EUR/USD will all depend on the outcome of the US Consumer Price Index for the main event of this week. [see more...](#)

GBP/USD Price Analysis: Falling wedge tests bears below 1.1100

GBP/USD bears take a breather around 1.1070 during Monday's Asian session, probing the three-day downtrend inside an immediate falling wedge bullish chart formation. It should be noted, however, that the bearish MACD signal and the quote's successful break of the previous day's [see more...](#)

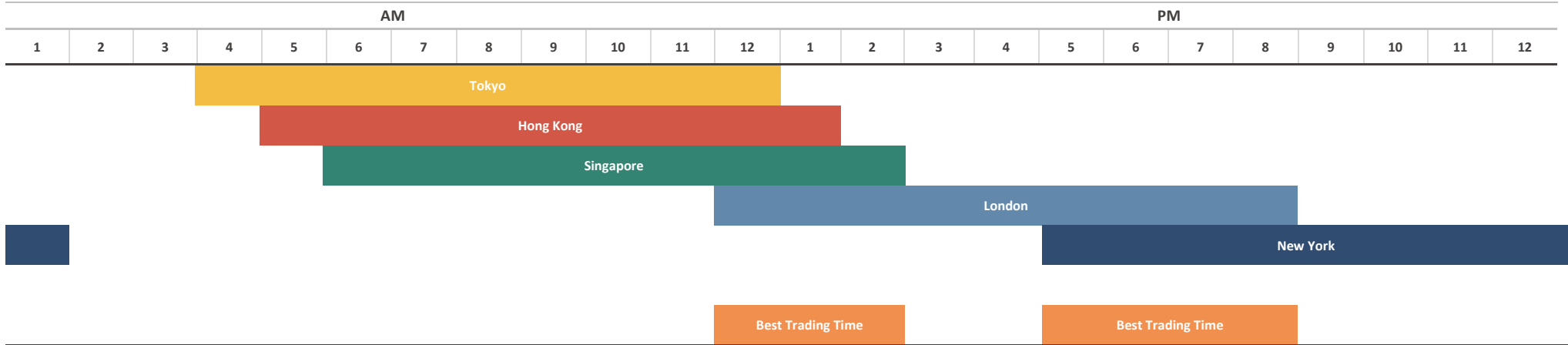
FOREX MARKET'S STATISTICS

Event	Dates	Time	Currency	Importance	Actual	Forecast	Previous
Canada - Thanksgiving Day	10-Oct-22	All Day		Holiday			
Japan - National Sports Day	10-Oct-22	All Day		Holiday			
South Korea - Substitution Holiday	10-Oct-22	All Day		Holiday			
Average Earnings Index +Bonus (Aug)	11-Oct-22	11:00 AM	GBP	High Volatility		5.9%	5.5%
Claimant Count Change (Sep)	11-Oct-22	11:00 AM	GBP	High Volatility		4.2K	6.3K
BoE Gov Bailey Speaks	11-Oct-22	11:35 PM	GBP	High Volatility			
Brazil - Our Lady of Aparecida Day	12-Oct-22	All Day		Holiday			
GDP (YoY)	12-Oct-22	11:00 AM	GBP	High Volatility			4.4%
GDP (MoM)	12-Oct-22	11:00 AM	GBP	High Volatility		0.0%	0.2%
Manufacturing Production (MoM) (Aug)	12-Oct-22	11:00 AM	GBP	High Volatility		0.2%	0.1%
Monthly GDP 3M/3M Change	12-Oct-22	11:00 AM	GBP	High Volatility			0.0%
PPI (MoM) (Sep)	12-Oct-22	5:30 PM	USD	High Volatility		0.2%	-0.1%
ECB President Lagarde Speaks	12-Oct-22	6:30 PM	EUR	High Volatility			
EIA Short-Term Energy Outlook	12-Oct-22	9:00 PM	USD	High Volatility			
FOMC Meeting Minutes	12-Oct-22	11:00 PM	USD	High Volatility			
German CPI (YoY) (Sep)	13-Oct-22	11:00 AM	EUR	High Volatility		10.0%	10.0%
Core CPI (MoM) (Sep)	13-Oct-22	5:30 PM	USD	High Volatility		0.5%	0.6%
CPI (YoY) (Sep)	13-Oct-22	5:30 PM	USD	High Volatility		8.1%	8.3%
CPI (MoM) (Sep)	13-Oct-22	5:30 PM	USD	High Volatility		0.2%	0.1%
Initial Jobless Claims	13-Oct-22	5:30 PM	USD	High Volatility		225K	219K
Crude Oil Inventories	13-Oct-22	8:00 PM	USD	High Volatility			-1.356M
Core Retail Sales (MoM) (Sep)	14-Oct-22	5:30 PM	USD	High Volatility		-0.1%	-0.3%
Retail Sales (MoM) (Sep)	14-Oct-22	5:30 PM	USD	High Volatility		0.2%	0.3%

Source: Investing.com

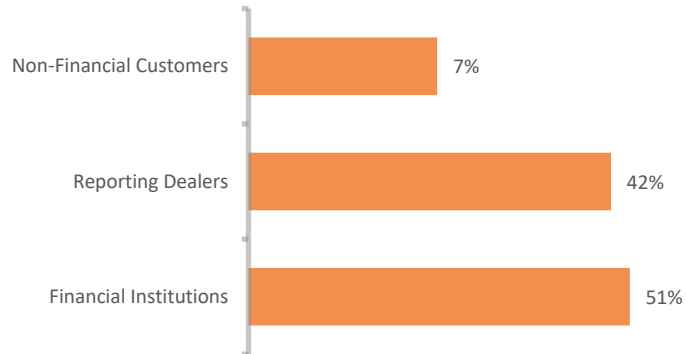
DISCLAIMER

Forex Market Hours

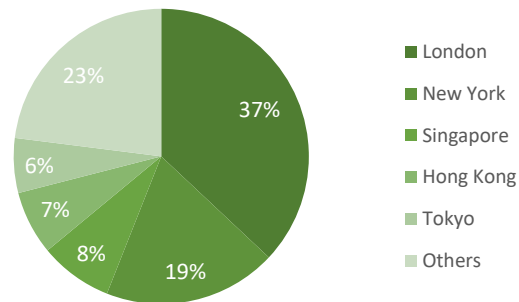


Note: This chart shows the normal forex trading times of all the major forex trading centers across the globe in Pakistan Standard Time.

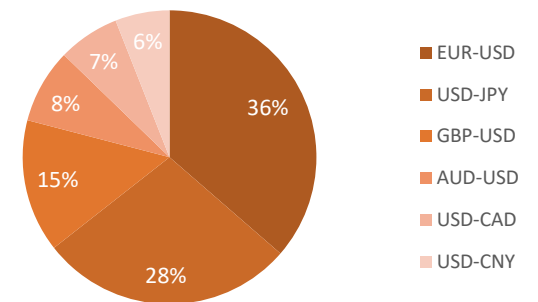
Forex Turnover by Counterparty



Markets' Share in Total Forex Turnover



Most Traded Currency Pairs



Sources: ACPL Research, Forexmarkethours, Dailyfx, Ig

DISCLAIMER

This report has been prepared by Abbasi and Company (Private) Limited and is provided for information purposes only. Abbasi and Company (Private) Limited (ACPL) is engaged in brokerage business of commodities futures in Pakistan and to provide the trading/ execution facility on Pakistan Mercantile Exchange (PMEX). There is risk of loss in trading in derivatives (futures). The author, directors and other employees of Abbasi and Company (Private) Limited and its affiliates cannot be held responsible for any loss in trading. Futures; futures on margin carries a high level of risk and may not be suitable for all investors. The high degree of leverage can work against the investor/ traders. Before deciding to invest in Commodity derivatives, you should carefully consider your investment objectives, level of experience, and risk appetite. The possibility exists that you could sustain a loss of some or all of your initial investment and therefore you should not invest money that you cannot afford to lose. You should be aware of all the risks associated with futures trading in commodities and other financial products. We take no responsibility for any loss made in investment on any instruments through us. In any event Abbasi and Company (Private) Limited, its affiliates, agents will not be liable to anyone for any decision made or action taken for investment/ trading. Abbasi and Company (Private) Limited, its affiliates, directors and employees cannot be held responsible for any loss in trading due to any problem in connectivity; failure of system; technical problem in the software or any other reason whatever.

All the reports/ recommendations/ trading calls/ opinions are advisory in nature and contains the opinions of the author, which are not to be construed as investment advices. The author, directors and other employees of Abbasi and Company (Private) Limited and its affiliates cannot be held responsible for the accuracy of the information presented herein or for the results of the positions taken based on the opinions expressed in the reports/ views from Abbasi and Company (Private) Limited. All the views/ recommendations/ trading calls and opinions are based on the information, which are believed to be accurate and no assurance can be given for the accuracy of these information.

Derivatives trading involve substantial risk. The valuation of the underlying may fluctuate, and as a result, clients may lose their entire original investment. In no event should the content of this research report be construed as an express or an implied promise, guarantee or implication by, or from, Abbasi and Company (Private) Limited that you will profit or that losses can, or will be, limited in any manner whatsoever. Past results are no indication of future performance. The information provided in this report is intended solely for informative purposes and is obtained from sources believed to be reliable. Information is in no way guaranteed. No guarantee of any kind is implied or possible where projections of future conditions are attempted. Investments in securities market are subject to market risks, read all the related documents carefully before investing.

All rights reserved by Abbasi and Company (Private) Limited. This report or any portion hereof may not be reproduced, distributed, or published by any person for any purpose whatsoever. Nor can it be sent to a third party without prior consent of Abbasi and Company (Private) Limited. Action could be taken for unauthorized reproduction, distribution, or publication.

The research analyst, primarily involved in the preparation of this report, certifies that (1) the views expressed in this report accurately reflect his/her personal views about the subject commodity/index /currency pair and (2) no part of his/her compensation was, is or will be directly or indirectly related to the specific recommendations or views expressed in this report.

DISCLOSURE

Following exchange rates are used to convert investment and profit values:

- USD/PKR: 218.5
- JPY/PKR: 1.5

To arrive at our Target Price, Abbasi & Company (Private) Limited uses following methods:

- Technical Analysis
- Fundamental Analysis

Furthermore, profit and returns are inclusive of all expenses including PMEX Fee, ACPL Fee & Sales Tax

RESEARCH DISSEMINATION POLICY

Abbasi & Company (Private) Limited endeavors to make all reasonable efforts to disseminate research to all eligible clients in a timely manner through either physical or electronic distribution such as email, fax mail etc. Nevertheless, all clients may not receive the material at the same time.

PREPARED BY

Muhammad Salman
Phone: (+92) 42 38302028
Ext: 116
Email: salman@abbasiandcompany.com

RESEARCH DEPARTMENT

6 - Shadman, Lahore
Phone: (+92) 42 38302028; Ext: 116, 117
Email: research@abbasiandcompany.com
web: www.abbasiandcompany.com

HEAD OFFICE

6 - Shadman, Lahore
Phone: (+92) 42 38302028
Email: support@abbasiandcompany.com
web: www.abbasiandcompany.com