

## PMEX UPDATE (Evening)

<b>WTI</b> \$87.84 ▲ 1.5%	<b>BUY</b> Entry: 87.15 Stoploss: 85.95 Take Profit: 90.55	<b>GAS</b> \$6.11 ▼ -3.8%	<b>SELL</b> Entry: 6.179 Stoploss: 6.293 Take Profit: 5.806	<b>GOLD</b> \$1,656 ▲ 0.9%	<b>BUY</b> Entry: 1,652.00 Stoploss: 1,645.81 Take Profit: 1,669.00
<b>SILVER</b> \$19.88 ▲ 4.0%	<b>BUY</b> Entry: 19.79 Stoploss: 19.63 Take Profit: 20.15	<b>PLATINUM</b> \$950.10 ▲ 2.2%	<b>BUY</b> Entry: 945.50 Stoploss: 937.81 Take Profit: 967.50	<b>COPPER</b> \$3.47 ▲ 2.9%	<b>BUY</b> Entry: 3.46 Stoploss: 3.43 Take Profit: 3.52
<b>DOW JONES</b> 32,993 ▲ 0.7%	<b>BUY</b> Entry: 32,910 Stoploss: 32,725 Take Profit: 33,285	<b>S&amp;P 500</b> 3,921 ▲ 1.0%	<b>BUY</b> Entry: 3,908 Stoploss: 3,883 Take Profit: 3,965	<b>NASDAQ 100</b> 11,590 ▲ 1.3%	<b>BUY</b> Entry: 11,555 Stoploss: 11,465 Take Profit: 11,800
<b>USD-JPY</b> ¥147.24 ▼ -1.0%	<b>SELL</b> Entry: 147.42 Stoploss: 147.81 Take Profit: 145.95	<b>EUR-USD</b> \$0.9935 ▲ 0.5%	<b>BUY</b> Entry: 0.9929 Stoploss: 0.9906 Take Profit: 0.9993	<b>GBP-USD</b> \$1.1538 ▲ 0.6%	<b>BUY</b> Entry: 1.1519 Stoploss: 1.1476 Take Profit: 1.1617

### Major Headlines

#### Oil Prices Trim Losses as OPEC Hikes Demand Forecast

Oil prices trimmed recent losses on Tuesday after the OPEC raised its medium to long term demand forecasts and said it stood ready to help stabilize prices if markets required it. Still, crude prices remained under pressure from concerns over new COVID headwinds in major importer China. [see more...](#)

#### Gold Hits 10-Day Low, Copper Slips as Dollar Rebounds

Gold prices hit a 10-day low on Tuesday, with broader metal markets losing more ground as the dollar rebounded ahead of a widely expected Federal Reserve interest rate hike. Spot gold fell 0.1% to \$1,631.70 an ounce, while gold futures fell 0.4% to \$1,634.75 an ounce by 20:05 ET (00:05 GMT). [see more...](#)

#### Dow Futures Little Changed After Negative Session

U.S. stock futures were trading slightly higher during Monday's evening deals, after major benchmark indices finished the regular session lower as investors brace for further corporate earnings results as well as an expected interest rate increase from U.S. Federal Reserve [see more...](#)

#### USD/JPY drops heavily and rocks the forex space

USD/JPY has moved the forex space again in a sizeable drop in recent trade. The pair fell from a high of 148.82 to a low of 148.26 with the bulk of the happening in the last 15-min candle. there has been a series of 'out-of-nowhere' moves in the yen in recent weeks as the currency falls to [see more...](#)

#### EUR/USD Price Analysis: Bears on the prowl below key 61.8% Fib

EUR/USD has been attempting to break to the upside but failures have seen the pair stuck within familiar ranges in a short squeeze towards 1.0090. The US dollar has been a performer at the start of the week but is yet to [see more...](#)

#### GBP/USD sees a pullback to near 1.1500 as positive tone recovers, Fed/BOE policy in focus

The GBP/USD pair witnessed fresh demand around 1.1460 in the early Tokyo session. A pullback move in the cable looks favored as the risk-on impulse is getting traction. S&P500 futures have attempted a recovery after a bearish [see more...](#)

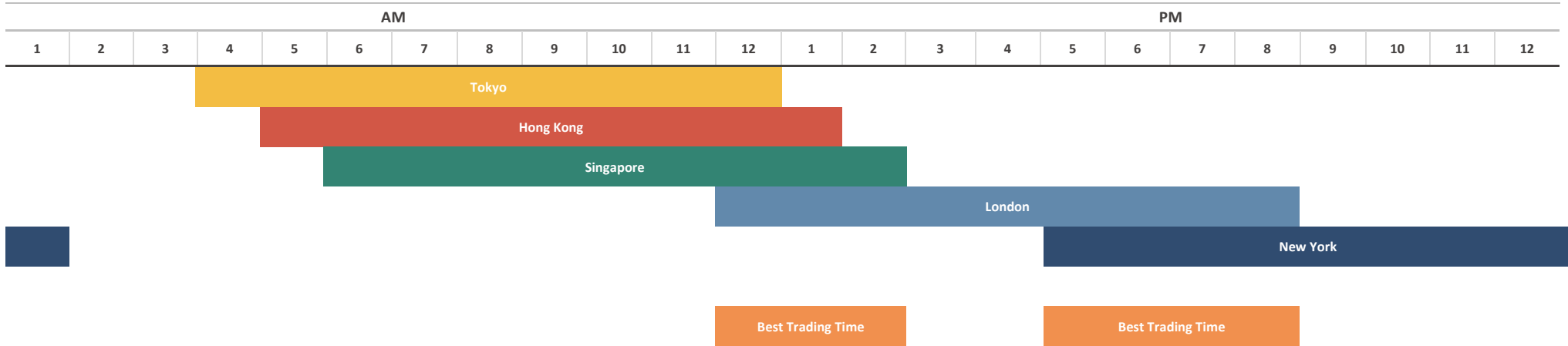
# ECONOMIC CALENDAR

Event	Dates	Time	Currency	Importance	Actual	Forecast	Previous
Retail Sales (MoM) (Sep)	31-Oct-22	5:30 AM	AUD	High Volatility	0.6%	0.6%	0.6%
Manufacturing PMI (Oct)	31-Oct-22	6:30 AM	CNY	High Volatility	49.2	50	50.1
CPI (YoY) (Oct)	31-Oct-22	3:00 PM	EUR	High Volatility	10.7%	10.2%	9.9%
Caixin Manufacturing PMI (Oct)	01-Nov-22	6:45 AM	CNY	High Volatility	49.2	49	48.1
RBA Interest Rate Decision (Nov)	01-Nov-22	8:30 AM	AUD	High Volatility		2.85%	2.60%
RBA Rate Statement	01-Nov-22	8:30 AM	AUD	High Volatility			
Manufacturing PMI (Oct)	01-Nov-22	2:30 PM	GBP	High Volatility		45.8	45.8
BCB Copom Meeting Minutes	01-Nov-22	4:00 PM	BRL	High Volatility			
ISM Manufacturing PMI (Oct)	01-Nov-22	7:00 PM	USD	High Volatility		49.9	50.9
JOLTs Job Openings (Sep)	01-Nov-22	7:00 PM	USD	High Volatility		10.000M	10.053M
German Manufacturing PMI (Oct)	02-Nov-22	1:55 PM	EUR	High Volatility		45.7	45.7
German Unemployment Change (Oct)	02-Nov-22	1:55 PM	EUR	High Volatility		13K	14K
ADP Nonfarm Employment Change (Oct)	02-Nov-22	5:15 PM	USD	High Volatility		190K	208K
Crude Oil Inventories	02-Nov-22	7:30 PM	USD	High Volatility			2.588M
FOMC Statement	02-Nov-22	11:00 PM	USD	High Volatility			
Fed Interest Rate Decision	02-Nov-22	11:00 PM	USD	High Volatility		4.00%	3.25%
FOMC Press Conference	02-Nov-22	11:30 PM	USD	High Volatility			
Japan - Culture Day	03-Nov-22	Holiday		All Day			
ECB President Lagarde Speaks	03-Nov-22	1:05 PM	EUR	High Volatility			
Composite PMI (Oct)	03-Nov-22	2:30 PM	GBP	High Volatility		47.2	47.2
Services PMI (Oct)	03-Nov-22	2:30 PM	GBP	High Volatility		47.5	47.5
BoE Interest Rate Decision (Nov)	03-Nov-22	5:00 PM	GBP	High Volatility		3.00%	2.25%
BoE Gov Bailey Speaks	03-Nov-22	5:30 PM	GBP	High Volatility			
Initial Jobless Claims	03-Nov-22	5:30 PM	USD	High Volatility		220K	217K
ISM Non-Manufacturing PMI (Oct)	03-Nov-22	7:00 PM	USD	High Volatility		55.4	56.7
BoE Gov Bailey Speaks	03-Nov-22	7:15 PM	GBP	High Volatility			
Russia - Unity Day	04-Nov-22	Holiday		All Day			
Construction PMI (Oct)	04-Nov-22	2:30 PM	GBP	High Volatility		48	52.3
ECB President Lagarde Speaks	04-Nov-22	2:30 PM	EUR	High Volatility			
Nonfarm Payrolls (Oct)	04-Nov-22	5:30 PM	USD	High Volatility		200K	263K
Unemployment Rate (Oct)	04-Nov-22	5:30 PM	USD	High Volatility		3.6%	3.5%
Employment Change (Oct)	04-Nov-22	5:30 PM	CAD	High Volatility		5.0K	21.1K
Ivey PMI (Oct)	04-Nov-22	7:00 PM	CAD	High Volatility			59.5

Source: Investing.com

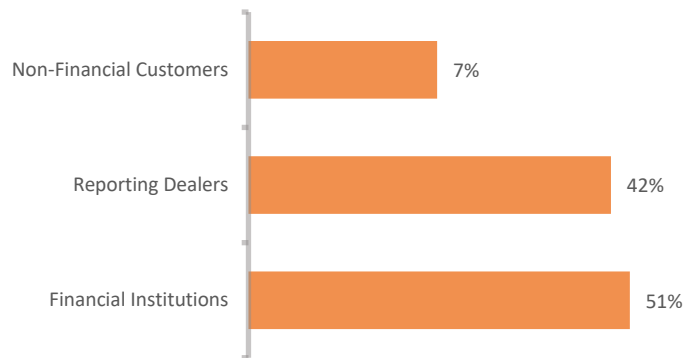
# FOREX MARKET'S STATISTICS

Forex Market Hours

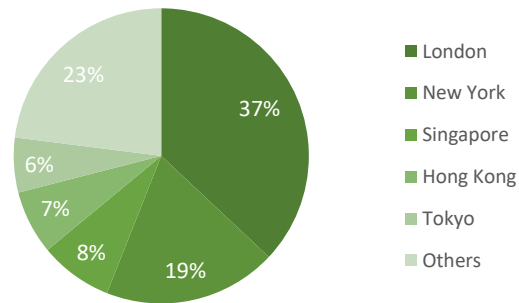


Note: This chart shows the normal forex trading times of all the major forex trading centers across the globe in Pakistan Standard Time.

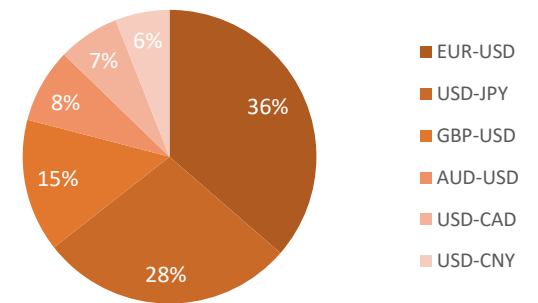
Forex Turnover by Counterparty



Markets' Share in Total Forex Turnover



Most Traded Currency Pairs



Sources: ACPL Research, Forexmarkethours, Dailyfx, Ig

# FOREX MARKET'S STATISTICS

This report has been prepared by Abbasi and Company (Private) Limited and is provided for information purposes only. Abbasi and Company (Private) Limited (ACPL) is engaged in brokerage business of commodities futures in Pakistan and to provide the trading/ execution facility on Pakistan Mercantile Exchange (PMEX). There is risk of loss in trading in derivatives (futures). The author, directors and other employees of Abbasi and Company (Private) Limited and its affiliates cannot be held responsible for any loss in trading. Futures; futures on margin carries a high level of risk and may not be suitable for all investors. The high degree of leverage can work against the investor/ traders. Before deciding to invest in Commodity derivatives, you should carefully consider your investment objectives, level of experience, and risk appetite. The possibility exists that you could sustain a loss of some or all of your initial investment and therefore you should not invest money that you cannot afford to lose. You should be aware of all the risks associated with futures trading in commodities and other financial products. We take no responsibility for any loss made in investment on any instruments through us. In any event Abbasi and Company (Private) Limited, its affiliates, agents will not be liable to anyone for any decision made or action taken for investment/ trading. Abbasi and Company (Private) Limited, its affiliates, directors and employees cannot be held responsible for any loss in trading due to any problem in connectivity; failure of system; technical problem in the software or any other reason whatever.

All the reports/ recommendations/ trading calls/ opinions are advisory in nature and contains the opinions of the author, which are not to be construed as investment advices. The author, directors and other employees of Abbasi and Company (Private) Limited and its affiliates cannot be held responsible for the accuracy of the information presented herein or for the results of the positions taken based on the opinions expressed in the reports/ views from Abbasi and Company (Private) Limited. All the views/ recommendations/ trading calls and opinions are based on the information, which are believed to be accurate and no assurance can be given for the accuracy of these information.

Derivatives trading involve substantial risk. The valuation of the underlying may fluctuate, and as a result, clients may lose their entire original investment. In no event should the content of this research report be construed as an express or an implied promise, guarantee or implication by, or from, Abbasi and Company (Private) Limited that you will profit or that losses can, or will be, limited in any manner whatsoever. Past results are no indication of future performance. The information provided in this report is intended solely for informative purposes and is obtained from sources believed to be reliable. Information is in no way guaranteed. No guarantee of any kind is implied or possible where projections of future conditions are attempted. Investments in securities market are subject to market risks, read all the related documents carefully before investing.

All rights reserved by Abbasi and Company (Private) Limited. This report or any portion hereof may not be reproduced, distributed, or published by any person for any purpose whatsoever. Nor can it be sent to a third party without prior consent of Abbasi and Company (Private) Limited. Action could be taken for unauthorized reproduction, distribution, or publication.

The research analyst, primarily involved in the preparation of this report, certifies that (1) the views expressed in this report accurately reflect his/her personal views about the subject commodity/index /currency pair and (2) no part of his/her compensation was, is or will be directly or indirectly related to the specific recommendations or views expressed in this report.

## DISCLOSURE

Following exchange rates are used to convert investment and profit values:

- USD/PKR: 220.5
- JPY/PKR: 1.49

To arrive at our Target Price, Abbasi & Company (Private) Limited uses following methods:

- Technical Analysis
- Fundamental Analysis

Furthermore, profit and returns are inclusive of all expenses including PMEX Fee, ACPL Fee & Sales Tax

## RESEARCH DISSEMINATION POLICY

Abbasi & Company (Private) Limited endeavors to make all reasonable efforts to disseminate research to all eligible clients in a timely manner through either physical or electronic distribution such as email, fax mail etc. Nevertheless, all clients may not receive the material at the same time.

### PREPARED BY

Muhammad Salman  
Phone: (+92) 42 38302028  
Ext: 116  
Email: salman@abbasiandcompany.com

### RESEARCH DEPARTMENT

6 - Shadman, Lahore  
Phone: (+92) 42 38302028; Ext: 116, 117  
Email: research@abbasiandcompany.com  
web: www.abbasiandcompany.com

### HEAD OFFICE

6 - Shadman, Lahore  
Phone: (+92) 42 38302028  
Email: support@abbasiandcompany.com  
web: www.abbasiandcompany.com