


PMEX UPDATE


SELL



CRUDE10-DE24
 67.36 -6.16%
 Expiry 19/Nov/24
 Remaining 22 Days

Entry	67.16 - 67.01
Stoploss	67.66
Take Profit	66.61 - 66.3


SELL



NGAS1K-DE24
 2.9440 -4.79%
 Expiry 25/Nov/24
 Remaining 28 Days

Entry	2.977 - 2.962
Stoploss	3.01
Take Profit	2.896 - 2.862

BUY



GO10Z-DE24
 2,744.65 -0.36%
 Expiry 26/Nov/24
 Remaining 29 Days

Entry	2760 - 2762
Stoploss	2751.79
Take Profit	2771 - 2774


SELL



SL10-DE24
 33.58 -0.59%
 Expiry 26/Nov/24
 Remaining 29 Days

Entry	33.383 - 33.323
Stoploss	33.58
Take Profit	33.179 - 33.05


SELL



PLATINUM5-JA24
 1,030.60 -0.59%
 Expiry 18/Dec/24
 Remaining 51 Days

Entry	1021 - 1020
Stoploss	1026.00
Take Profit	1016 - 1014


BUY



COPPER-DE24
 4.3558 -0.34%
 Expiry 26/Nov/24
 Remaining 29 Days

Entry	4.3912 - 4.3961
Stoploss	4.37
Take Profit	4.4086 - 4.4183


SELL



ICOTTON-DE24
 70.37 -0.41%
 Expiry 22/Nov/24
 Remaining 25 Days

Entry	70.55 - 70.51
Stoploss	70.75
Take Profit	70.17 - 69.95


SELL



DJ-DE24
 42,460 0.33%
 Expiry 19/Dec/24
 Remaining 52 Days

Entry	42486 - 42450
Stoploss	42616.68
Take Profit	42379 - 42343


BUY



SP500-DE24
 5,873 0.46%
 Expiry 19/Dec/24
 Remaining 52 Days

Entry	5886 - 5892
Stoploss	5868.27
Take Profit	5901 - 5909


BUY



NSDQ100-DE24
 20,625 0.62%
 Expiry 19/Dec/24
 Remaining 52 Days

Entry	20491 - 20521
Stoploss	20414.15
Take Profit	20570 - 20595


BUY



GOLDUSDJPY-NO24
 152.70 0.27%
 Expiry 08/Nov/24
 Remaining 11 Days

Entry	152.58 - 152.65
Stoploss	152.24
Take Profit	152.95 - 153.05

SELL



GOLDEURUSD-NO24
 1.0817 0.22%
 Expiry 08/Nov/24
 Remaining 11 Days

Entry	1.0802 - 1.0797
Stoploss	1.08
Take Profit	1.0782 - 1.0773

Major Headlines

Oil prices plunge 5% after limited Israeli retaliatory attack
Oil prices tumbled by more than \$4 a barrel on Monday after Israel's retaliatory strike against Iran at the weekend bypassed oil and nuclear facilities and did not disrupt energy supplies. Both Brent and U.S. West Texas Intermediate crude futures hit their lowest since Oct. 1 at the open. By 0915 GMT Brent was down \$4.12, or 5.4%, at \$71.93 a barrel while WTI dropped \$4.03, or 5.6%, to \$67.75. The benchmarks gained 4% last week in volatile trade as markets priced [see more...](#)

Gold prices fall as easing M.East risks dent haven demand
Gold prices fell from near record highs in Asian trade on Monday as easing concerns over a bigger conflict in the Middle East dented safe haven demand for the yellow metal. Traders were largely biased towards the dollar in anticipation of the 2024 presidential election, which is now a week away. [see more...](#)

US stock futures rise; big tech earnings, nonfarm payrolls loom
U.S. stock index futures rose Monday, boosted by easing geopolitical tensions at the start of a week that includes key tech earnings, monthly nonfarm payrolls figures, and the final days of campaigning before the US presidential election. At 06:35 ET (10:35 GMT), Dow Jones Futures rose 225 points, or 0.5%, S&P 500 Futures climbed 36 points, or 0.6%, while Nasdaq 100 Futures rose 155 points, or 0.8%. Risk appetite has soared Monday, while crude prices have fallen sharply. [see more...](#)

USD/JPY gives away post-election gains and returns to 152.50
The US Dollar has retraced most of the ground taken following the release of the Japanese election results, retreating from three-month highs at 153.75 to 152.50 so far. The Yen dropped across the board during Monday's Asian session as the elections in Japan [see more...](#)

EUR/USD rises ahead of US-Eurozone data-packed week
EUR/USD gains in Monday's European session as the US Dollar retreats after revisiting an almost three-month high. The US Dollar Index (DXY), which tracks the Greenback's value against six major currencies, falls back from 104.60. However, the outlook of the US Dollar remains firm as investors are expected to stay risk-averse with the United States (US) presidential election just a week away. Central bankers, in various discussion panels at the sidelines of the IMF meeting [see more...](#)

US Dollar eases ahead of a data-packed week
The US Dollar (USD), as measured by the US Dollar index DXY, opens the week with moderate losses as investors brace for an eventful week. The third quarter's US Gross Domestic Product (GDP), the Personal Consumption Expenditures (PCE) Price Index, and the Nonfarm Payrolls (NFP) report are all out [see more...](#)

Economic Calendar

Event	Dates	Time	Currency	Importance	Actual	Forecast	Previous
CB Consumer Confidence (Oct)	29/7/2024	7:00 PM	USD	High volatility		99.2	98.7
JOLTS Job Openings (Sep)	29/7/2024	7:00 PM	USD	High volatility		7.920M	8.040M
ADP Nonfarm Employment Change (Oct)	30/7/2024	5:15 PM	USD	High volatility		101K	143K
GDP (Q3)	30/7/2024	5:30 PM	USD	High volatility		3.00%	3.00%
German CPI (MoM) (Oct)	30/7/2024	6:00 PM	EUR	High volatility		0.20%	0.00%
Crude Oil Inventories	30/7/2024	7:30 PM	USD	High volatility			5.474M

FOREX MARKETS' STATISTICS

Forex Market Hours



Note: This chart shows the normal forex trading times of all the major forex trading centers across the globe in Pakistan Standard Time.

Forex Turnover by Counterparty



Markets' Share in Total Forex Turnover



Most Traded Currency Pairs



Sources: ACPL Research, Forexmarkethours, Dailyfx, Ig

DISCLAIMER

This report has been prepared by Abbasi and Company (Private) Limited and is provided for information purposes only. Abbasi and Company (Private) Limited (ACPL) is engaged in brokerage business of commodities futures in Pakistan and to provide the trading/ execution facility on Pakistan Mercantile Exchange (PMEX). There is risk of loss in trading in derivatives (futures). The author, directors and other employees of Abbasi and Company (Private) Limited and its affiliates cannot be held responsible for any loss in trading. Futures; futures on margin carries a high level of risk and may not be suitable for all investors. The high degree of leverage can work against the investor/ traders. Before deciding to invest in Commodity derivatives, you should carefully consider your investment objectives, level of experience, and risk appetite. The possibility exists that you could sustain a loss of some or all of your initial investment and therefore you should not invest money that you cannot afford to lose. You should be aware of all the risks associated with futures trading in commodities and other financial products. We take no responsibility for any loss made in investment on any instruments through us. In any event Abbasi and Company (Private) Limited, its affiliates, agents will not be liable to anyone for any decision made or action taken for investment/ trading. Abbasi and Company (Private) Limited, its affiliates, directors and employees cannot be held responsible for any loss in trading due to any problem in connectivity; failure of system; technical problem in the software or any other reason whatever. All the reports/ recommendations/ trading calls/ opinions are advisory in nature and contains the opinions of the author, which are not to be construed as investment advices. The author, directors and other employees of Abbasi and Company (Private) Limited and its affiliates cannot be held responsible for the accuracy of the information presented herein or for the results of the positions taken based on the opinions expressed in the reports/ views from Abbasi and Company (Private) Limited. All the views/ recommendations/ trading calls and opinions are based on the information, which are believed to be accurate and no assurance can be given for the accuracy of these information.

Derivatives trading involve substantial risk. The valuation of the underlying may fluctuate, and as a result, clients may lose their entire original investment. In no event should the content of this research report be construed as an express or an implied promise, guarantee or implication by, or from, Abbasi and Company (Private) Limited that you will profit or that losses can, or will be, limited in any manner whatsoever. Past results are no indication of future performance. The information provided in this report is intended solely for informative purposes and is obtained from sources believed to be reliable. Information is in no way guaranteed. No guarantee of any kind is implied or possible where projections of future conditions are attempted. Investments in securities market are subject to market risks, read all the related documents carefully before investing.

All rights reserved by Abbasi and Company (Private) Limited. This report or any portion hereof may not be reproduced, distributed, or published by any person for any purpose whatsoever. Nor can it be sent to a third party without prior consent of Abbasi and Company (Private) Limited. Action could be taken for unauthorized reproduction, distribution, or publication.

The research analyst, primarily involved in the preparation of this report, certifies that (1) the views expressed in this report accurately reflect his/her personal views about the subject commodity/index /currency pair and (2) no part of his/her compensation was, is or will be directly or indirectly related to the specific recommendations or views expressed in this report.

DISCLOSURE

Following exchange rates are used to convert investment and profit values:

- USD/PKR: 277.5
- JPY/PKR: 1.81

To arrive at our Target Price, Abbasi & Company (Private) Limited uses following methods:

- Technical Analysis
- Fundamental Analysis

Furthermore, profit and returns are inclusive of all expenses including PMEX Fee, ACPL Fee & Sales Tax

RESEARCH DISSEMINATION POLICY

Abbasi & Company (Private) Limited endeavors to make all reasonable efforts to disseminate research to all eligible clients in a timely manner through either physical or electronic distribution such as email, fax mail etc. Nevertheless, all clients may not receive the material at the same time.

PREPARED BY

Muhammad Rashid Nawaz
Phone: (+92) 42 38302028
Ext: 116
Email: haroon@abbasiandcompany.com

RESEARCH DEPARTMENT

6 - Shadman, Lahore
Phone: (+92) 42 38302028; Ext: 116, 117
Email: research@abbasiandcompany.com
web: www.abbasiandcompany.com

HEAD OFFICE

6 - Shadman, Lahore
Phone: (+92) 42 38302028
Email: support@abbasiandcompany.com
web: www.abbasiandcompany.com