


PMEX UPDATE


SELL



CRUDE10-OC24
 67.73 -1.43%
 Expiry 19/Sep/24
 Remaining 9 Days

Entry	67.76 - 67.71
Stoploss	68.25
Take Profit	67.3 - 67.18

BUY



NGAS1K-OC24
 2.2290 2.72%
 Expiry 25/Sep/24
 Remaining 15 Days

Entry	2.207 - 2.22
Stoploss	2.18
Take Profit	2.251 - 2.273

SELL



GO10Z-DE24
 2,534.85 0.08%
 Expiry 26/Nov/24
 Remaining 77 Days

Entry	2528 - 2527
Stoploss	2535.59
Take Profit	2522 - 2519

SELL



SL10-DE24
 28.78 0.46%
 Expiry 26/Nov/24
 Remaining 77 Days

Entry	28.58 - 28.548
Stoploss	28.75
Take Profit	28.428 - 28.346


BUY



PLATINUM5-OC24
 948.75 0.20%
 Expiry 26/Sep/24
 Remaining 16 Days

Entry	946 - 947
Stoploss	941.49
Take Profit	952 - 954


BUY



COPPER-DE24
 4.1248 -0.48%
 Expiry 26/Nov/24
 Remaining 77 Days

Entry	4.153 - 4.1602
Stoploss	4.13
Take Profit	4.1757 - 4.1861


SELL



ICOTTON-DE24
 67.79 0.15%
 Expiry 22/Nov/24
 Remaining 73 Days

Entry	68.45 - 68.25
Stoploss	68.64
Take Profit	67.96 - 67.54


BUY



DJ-SE24
 40,871 -0.03%
 Expiry 19/Sep/24
 Remaining 9 Days

Entry	40915 - 40945
Stoploss	40794.07
Take Profit	41042 - 41091


BUY



SP500-SE24
 5,484 0.08%
 Expiry 19/Sep/24
 Remaining 9 Days

Entry	5491 - 5492
Stoploss	5474.79
Take Profit	5505 - 5510


BUY



NSDQ100-SE24
 18,702 0.05%
 Expiry 19/Sep/24
 Remaining 9 Days

Entry	18674 - 18685
Stoploss	18605.08
Take Profit	18740 - 18783


SELL



GOLDUSDJPY-OC24
 143.13 -0.03%
 Expiry 26/Sep/24
 Remaining 16 Days

Entry	142.94 - 142.86
Stoploss	143.26
Take Profit	142.66 - 142.51

SELL



GOLDEURUSD-OC24
 1.1031 -0.03%
 Expiry 26/Sep/24
 Remaining 16 Days

Entry	1.1034 - 1.1032
Stoploss	1.11
Take Profit	1.1022 - 1.1016

Major Headlines

Oil prices dip as weak demand offsets supply disruptions
Oil prices edged down on Tuesday as weak Chinese demand offset supply disruptions from Tropical Storm Francine and as global oil oversupply risks continued to weigh on the market. Brent crude futures were down 4 cents, or 0.06%, to \$72.80 a barrel by 0334 GMT. U.S. West Texas Intermediate crude futures lost 10 cents, or 0.15%, to trade at \$68.60 a barrel. Both benchmarks gained around 1% at Monday's settlement. The U.S. Coast Guard ordered the closure of [see more...](#)

Gold prices edge lower but keep record highs in sight
Gold prices fell slightly in Asian trade on Tuesday but remained close to recent peaks as traders awaited key U.S. inflation data for more cues on the Federal Reserve's plans to begin cutting interest rates. The yellow metal benefited from safe haven buying following a severe risk-off move across markets [see more...](#)

U.S. stocks higher at close of trade; Dow Jones up 1.20%
U.S. stocks were higher after the close on Monday, as gains in the Telecoms, Consumer Services and Financials sectors led shares higher. At the close in NYSE, the Dow Jones Industrial Average added 1.20%, while the S&P 500 index added 1.16%, and the NASDAQ Composite index added 1.17%. The best performers of the session on the Dow Jones Industrial Average were Verizon Communications Inc (NYSE:VZ), which rose 3.84% or 1.58 points to trade [see more...](#)

USD/JPY steadies above YTD low as US inflation takes centre
The USD/JPY pair steadies near 143.00 in Tuesday's European session, holding gains generated after rebounding from the Year-to-date (YTD) low of 141.70 on Monday. The asset is expected to trade sideways as investors have sidelined ahead of the United States (US) Consumer Price Index (CPI) [see more...](#)

EUR/USD walks on thin rope with US inflation,
EUR/USD trades cautiously as the Euro (EUR) exhibits a subdued performance on Tuesday, with investors focusing on the European Central Bank's interest rate policy, which will be announced on Thursday. The ECB is widely anticipated to cut interest rates by 25 basis points (bps) on Thursday. This will be the second interest rate cut decision by the ECB in its current policy-easing cycle, which the bank started in June but left borrowing rates unchanged in July. [see more...](#)

Forex Today: US Dollar recovery loses steam ahead of data
The US Dollar (USD) struggles to preserve its strength early Tuesday after outperforming its major rivals on Monday. The USD Index holds steady above 101.50 following Monday's 0.4% gain, while the benchmark 10-year US Treasury bond yield fluctuates slightly above 3.7%. [see more...](#)

Economic Calendar

Event	Dates	Time	Currency	Importance	Actual	Forecast	Previous
GDP (MoM) (Jul)	11-Sep-24	11:00 AM	GBP	High volatility		0.20%	0.00%
Core CPI (MoM) (Aug)	11-Sep-24	5:30 PM	USD	High volatility		0.20%	0.20%
CPI (MoM) (Aug)	11-Sep-24	5:30 PM	USD	High volatility		0.20%	0.20%
CPI (YoY) (Aug)	11-Sep-24	5:30 PM	USD	High volatility		2.60%	2.90%
Crude Oil Inventories	11-Sep-24	7:30 PM	USD	High volatility			-6.873M
10-Year Note Auction	11-Sep-24	10:00 PM	USD	High volatility			3.96%

FOREX MARKETS' STATISTICS

Forex Market Hours



Note: This chart shows the normal forex trading times of all the major forex trading centers across the globe in Pakistan Standard Time.

Forex Turnover by Counterparty



Markets' Share in Total Forex Turnover



Most Traded Currency Pairs



Sources: ACPL Research, Forexmarkethours, Dailyfx, Ig

DISCLAIMER

This report has been prepared by Abbasi and Company (Private) Limited and is provided for information purposes only. Abbasi and Company (Private) Limited (ACPL) is engaged in brokerage business of commodities futures in Pakistan and to provide the trading/ execution facility on Pakistan Mercantile Exchange (PMEX). There is risk of loss in trading in derivatives (futures). The author, directors and other employees of Abbasi and Company (Private) Limited and its affiliates cannot be held responsible for any loss in trading. Futures; futures on margin carries a high level of risk and may not be suitable for all investors. The high degree of leverage can work against the investor/ traders. Before deciding to invest in Commodity derivatives, you should carefully consider your investment objectives, level of experience, and risk appetite. The possibility exists that you could sustain a loss of some or all of your initial investment and therefore you should not invest money that you cannot afford to lose. You should be aware of all the risks associated with futures trading in commodities and other financial products. We take no responsibility for any loss made in investment on any instruments through us. In any event Abbasi and Company (Private) Limited, its affiliates, agents will not be liable to anyone for any decision made or action taken for investment/ trading. Abbasi and Company (Private) Limited, its affiliates, directors and employees cannot be held responsible for any loss in trading due to any problem in connectivity; failure of system; technical problem in the software or any other reason whatever. All the reports/ recommendations/ trading calls/ opinions are advisory in nature and contains the opinions of the author, which are not to be construed as investment advices. The author, directors and other employees of Abbasi and Company (Private) Limited and its affiliates cannot be held responsible for the accuracy of the information presented herein or for the results of the positions taken based on the opinions expressed in the reports/ views from Abbasi and Company (Private) Limited. All the views/ recommendations/ trading calls and opinions are based on the information, which are believed to be accurate and no assurance can be given for the accuracy of these information.

Derivatives trading involve substantial risk. The valuation of the underlying may fluctuate, and as a result, clients may lose their entire original investment. In no event should the content of this research report be construed as an express or an implied promise, guarantee or implication by, or from, Abbasi and Company (Private) Limited that you will profit or that losses can, or will be, limited in any manner whatsoever. Past results are no indication of future performance. The information provided in this report is intended solely for informative purposes and is obtained from sources believed to be reliable. Information is in no way guaranteed. No guarantee of any kind is implied or possible where projections of future conditions are attempted. Investments in securities market are subject to market risks, read all the related documents carefully before investing.

All rights reserved by Abbasi and Company (Private) Limited. This report or any portion hereof may not be reproduced, distributed, or published by any person for any purpose whatsoever. Nor can it be sent to a third party without prior consent of Abbasi and Company (Private) Limited. Action could be taken for unauthorized reproduction, distribution, or publication.

The research analyst, primarily involved in the preparation of this report, certifies that (1) the views expressed in this report accurately reflect his/her personal views about the subject commodity/index /currency pair and (2) no part of his/her compensation was, is or will be directly or indirectly related to the specific recommendations or views expressed in this report.

DISCLOSURE

Following exchange rates are used to convert investment and profit values:

- USD/PKR: 278.45
- JPY/PKR: 1.95

To arrive at our Target Price, Abbasi & Company (Private) Limited uses following methods:

- Technical Analysis
- Fundamental Analysis

Furthermore, profit and returns are inclusive of all expenses including PMEX Fee, ACPL Fee & Sales Tax

RESEARCH DISSEMINATION POLICY

Abbasi & Company (Private) Limited endeavors to make all reasonable efforts to disseminate research to all eligible clients in a timely manner through either physical or electronic distribution such as email, fax mail etc. Nevertheless, all clients may not receive the material at the same time.

PREPARED BY

Muhammad Rashid Nawaz
Phone: (+92) 42 38302028
Ext: 116
Email: haroon@abbasiandcompany.com

RESEARCH DEPARTMENT

6 - Shadman, Lahore
Phone: (+92) 42 38302028; Ext: 116, 117
Email: research@abbasiandcompany.com
web: www.abbasiandcompany.com

HEAD OFFICE

6 - Shadman, Lahore
Phone: (+92) 42 38302028
Email: support@abbasiandcompany.com
web: www.abbasiandcompany.com