

# PMEX UPDATE

<b>WTI</b> \$74.23 ▼ -0.5%	<b>SELL</b> Entry: 74.82 Stoploss: 75.74 Take Profit: 73.25	<b>BRENT</b> \$79.16 ▼ -0.6%	<b>SELL</b> Entry: 79.84 Stoploss: 80.79 Take Profit: 78.07	<b>GAS</b> \$3.83 ▼ -2.0%	<b>SELL</b> Entry: 3.942 Stoploss: 4.023 Take Profit: 3.615
<b>GOLD</b> \$1,876.95 ▼ -0.1%	<b>BUY</b> Entry: 1,870.75 Stoploss: 1,863.18 Take Profit: 1,896.85	<b>PLATINUM</b> \$1,091.95 ▲ 0.1%	<b>BUY</b> Entry: 1,081.30 Stoploss: 1,072.50 Take Profit: 1,115.52	<b>SILVER</b> \$23.70 ▼ -0.7%	<b>BUY</b> Entry: 23.47 Stoploss: 23.28 Take Profit: 24.00
<b>COPPER</b> \$4.01 ▼ -0.1%	<b>BUY</b> Entry: 3.98 Stoploss: 3.95 Take Profit: 4.06	<b>COTTON</b> \$85.74 ▼ -0.6%	<b>BUY</b> Entry: 84.97 Stoploss: 84.47 Take Profit: 87.39	<b>DOW JONES</b> 33587.00 ▼ -0.3%	<b>BUY</b> Entry: 33,506.34 Stoploss: 33,345.44 Take Profit: 33,795.32
<b>S&amp;P 500</b> 3902.75 ▼ -0.3%	<b>BUY</b> Entry: 3,893.39 Stoploss: 3,870.40 Take Profit: 3,942.26	<b>NASDAQ 100</b> 11145.75 ▼ -0.4%	<b>BUY</b> Entry: 11,076.07 Stoploss: 10,990.91 Take Profit: 11,293.12	<b>AUS-USD</b> \$0.6913 ▲ 0.0%	<b>BUY</b> Entry: 0.6891 Stoploss: 0.6868 Take Profit: 0.6966
<b>JPY-USD</b> ¥ 131.88 -	<b>SELL</b> Entry: 132.10 Stoploss: 132.64 Take Profit: 130.97	<b>EUR-USD</b> \$1.0736 ▲ 0.1%	<b>BUY</b> Entry: 1.0718 Stoploss: 1.0690 Take Profit: 1.0792	<b>GBP-USD</b> \$1.2167 ▼ -0.1%	<b>BUY</b> Entry: 1.2130 Stoploss: 1.2090 Take Profit: 1.2223

## Major Headlines

Oil prices dip as markets seek more clarity on Fed, SPR restocking

Oil prices retreated from recent gains on Tuesday in anticipation of a speech by Federal Reserve Chair [see more...](#)

Gold's new year rally cools at 7-month highs, more Fed cues awaited

Gold prices hovered near seven-month highs on Tuesday as markets awaited more cues on U.S. monetary policy [see more...](#)

Dow futures trade flat, Powell speech in focus

U.S. stock futures were trading in a tight range during Tuesday's evening trade, after major benchmark averages finished mixed during the regular session as investors [see more...](#)

USD/JPY Price Analysis: Further downside hinges on 131.30 break

USD/JPY holds lower ground near the intraday bottom surrounding 131.30 as bears flirt with the short-term [see more...](#)

EUR/USD treads water above 1.0700 with eyes on ECB, Fed talks

EUR/USD dribbles between 1.0720 and 1.0745 so far during early Tuesday as traders await more clues to extend [see more...](#)

GBP/USD Price Analysis: Struggle continues for shifting auction above 1.2200

The GBP/USD pair is continuously facing heat in attempts of breaking above the immediate resistance of 1.2200 in [see more...](#)

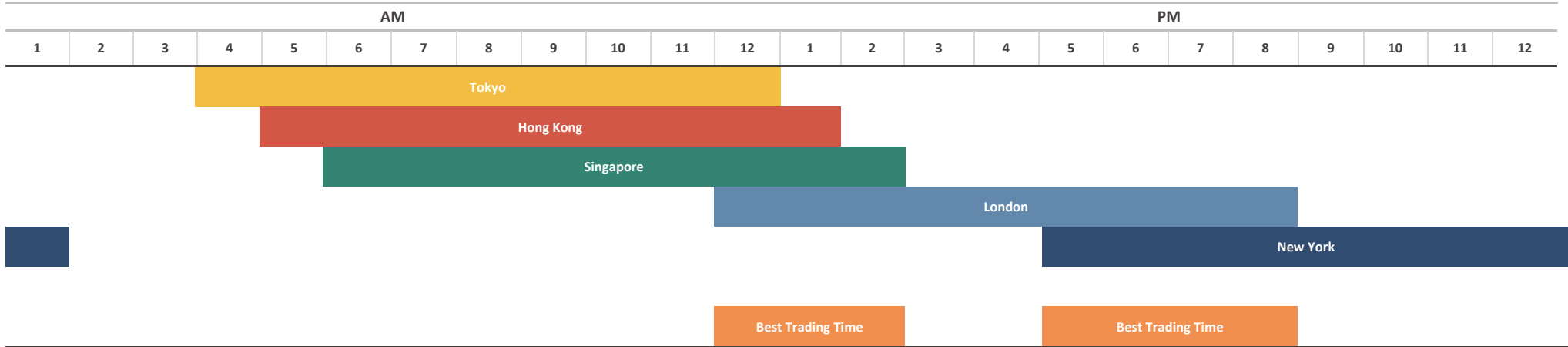
## ECONOMIC CALENDAR

Event	Dates	Time	Currency	Importance	Actual	Forecast	Previous
Japan - Respect for the Aged Day	09-Jan-23	All Day		Holiday			
Fed Chair Powell Speaks	10-Jan-23	7:00 PM	USD	High Volatility			
EIA Short-Term Energy Outlook	10-Jan-23	10:00 PM	USD	High Volatility			
Retail Sales (MoM) (Nov)	11-Jan-23	5:30 AM	AUD	High Volatility		0.6%	-0.2%
Crude Oil Inventories	11-Jan-23	8:30 PM	USD	High Volatility			1.694M
Core CPI (MoM) (Dec)	12-Jan-23	6:30 PM	USD	High Volatility		0.3%	0.2%
CPI (YoY) (Dec)	12-Jan-23	6:30 PM	GBP	High Volatility		6.5%	7.1%
CPI (MoM) (Dec)	12-Jan-23	6:30 PM	GBP	High Volatility		0.1%	0.1%
Initial Jobless Claims	12-Jan-23	6:30 PM	USD	High Volatility		220K	204K
GDP (MoM)	13-Jan-23	12:00 PM	GBP	High Volatility		-0.3%	0.5%
GDP (YoY)	13-Jan-23	12:00 PM	GBP	High Volatility			1.9%
GDP (QoQ)	13-Jan-23	12:00 PM	GBP	High Volatility			-0.3%
Manufacturing Production (MoM) (Nov)	13-Jan-23	12:00 PM	GBP	High Volatility		-0.2%	0.7%

Source: Investing.com

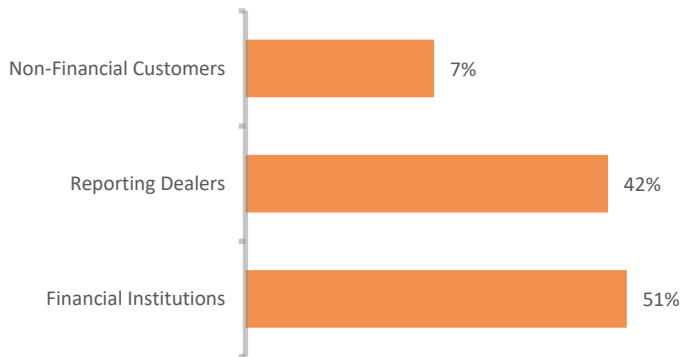
# FOREX MARKET'S STATISTICS

Forex Market Hours

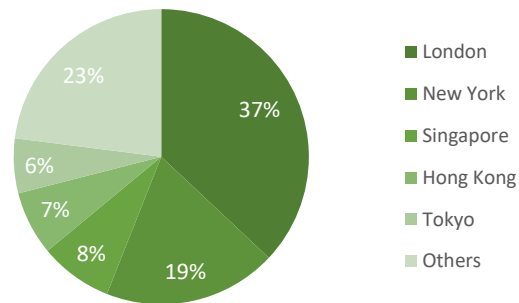


Note: This chart shows the normal forex trading times of all the major forex trading centers across the globe in Pakistan Standard Time.

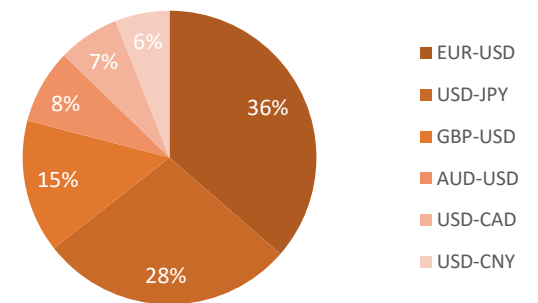
Forex Turnover by Counterparty



Markets' Share in Total Forex Turnover



Most Traded Currency Pairs



Sources: ACPL Research, Forexmarkethours, Dailyfx, Ig

# DISCLAIMER

This report has been prepared by Abbasi and Company (Private) Limited and is provided for information purposes only. Abbasi and Company (Private) Limited (ACPL) is engaged in brokerage business of commodities futures in Pakistan and to provide the trading/ execution facility on Pakistan Mercantile Exchange (PMEX). There is risk of loss in trading in derivatives (futures). The author, directors and other employees of Abbasi and Company (Private) Limited and its affiliates cannot be held responsible for any loss in trading. Futures; futures on margin carries a high level of risk and may not be suitable for all investors. The high degree of leverage can work against the investor/ traders. Before deciding to invest in Commodity derivatives, you should carefully consider your investment objectives, level of experience, and risk appetite. The possibility exists that you could sustain a loss of some or all of your initial investment and therefore you should not invest money that you cannot afford to lose. You should be aware of all the risks associated with futures trading in commodities and other financial products. We take no responsibility for any loss made in investment on any instruments through us. In any event Abbasi and Company (Private) Limited, its affiliates, agents will not be liable to anyone for any decision made or action taken for investment/ trading. Abbasi and Company (Private) Limited, its affiliates, directors and employees cannot be held responsible for any loss in trading due to any problem in connectivity; failure of system; technical problem in the software or any other reason whatever.

All the reports/ recommendations/ trading calls/ opinions are advisory in nature and contains the opinions of the author, which are not to be construed as investment advices. The author, directors and other employees of Abbasi and Company (Private) Limited and its affiliates cannot be held responsible for the accuracy of the information presented herein or for the results of the positions taken based on the opinions expressed in the reports/ views from Abbasi and Company (Private) Limited. All the views/ recommendations/ trading calls and opinions are based on the information, which are believed to be accurate and no assurance can be given for the accuracy of these information.

Derivatives trading involve substantial risk. The valuation of the underlying may fluctuate, and as a result, clients may lose their entire original investment. In no event should the content of this research report be construed as an express or an implied promise, guarantee or implication by, or from, Abbasi and Company (Private) Limited that you will profit or that losses can, or will be, limited in any manner whatsoever. Past results are no indication of future performance. The information provided in this report is intended solely for informative purposes and is obtained from sources believed to be reliable. Information is in no way guaranteed. No guarantee of any kind is implied or possible where projections of future conditions are attempted. Investments in securities market are subject to market risks, read all the related documents carefully before investing.

All rights reserved by Abbasi and Company (Private) Limited. This report or any portion hereof may not be reproduced, distributed, or published by any person for any purpose whatsoever. Nor can it be sent to a third party without prior consent of Abbasi and Company (Private) Limited. Action could be taken for unauthorized reproduction, distribution, or publication.

The research analyst, primarily involved in the preparation of this report, certifies that (1) the views expressed in this report accurately reflect his/her personal views about the subject commodity/index /currency pair and (2) no part of his/her compensation was, is or will be directly or indirectly related to the specific recommendations or views expressed in this report.

## DISCLOSURE

Following exchange rates are used to convert investment and profit values:

- USD/PKR: 227.75
- JPY/PKR: 1.73

To arrive at our Target Price, Abbasi & Company (Private) Limited uses following methods:

- Technical Analysis
- Fundamental Analysis

Furthermore, profit and returns are inclusive of all expenses including PMEX Fee, ACPL Fee & Sales Tax

## RESEARCH DISSEMINATION POLICY

Abbasi & Company (Private) Limited endeavors to make all reasonable efforts to disseminate research to all eligible clients in a timely manner through either physical or electronic distribution such as email, fax mail etc. Nevertheless, all clients may not receive the material at the same time.

### PREPARED BY

Muhammad Salman  
Phone: (+92) 42 38302028  
Ext: 116  
Email: salman@abbasiandcompany.com

### RESEARCH DEPARTMENT

6 - Shadman, Lahore  
Phone: (+92) 42 38302028; Ext: 116, 117  
Email: research@abbasiandcompany.com  
web: www.abbasiandcompany.com

### HEAD OFFICE

6 - Shadman, Lahore  
Phone: (+92) 42 38302028  
Email: support@abbasiandcompany.com  
web: www.abbasiandcompany.com