


PMEX UPDATE


BUY



CRUDE10-NO24
 75.88 2.02%
 Expiry 21/Oct/24
 Remaining 14 Days

Entry	75.05 - 75.23
Stoploss	74.79
Take Profit	75.64 - 75.93


BUY



NGAS1K-NO24
 2.8170 -1.30%
 Expiry 28/Oct/24
 Remaining 21 Days

Entry	2.871 - 2.877
Stoploss	2.84
Take Profit	2.908 - 2.922

BUY



GO10Z-DE24
 2,677.80 0.37%
 Expiry 26/Nov/24
 Remaining 50 Days

Entry	2675 - 2676
Stoploss	2667.36
Take Profit	2683 - 2686


BUY



SL10-DE24
 32.22 -0.55%
 Expiry 26/Nov/24
 Remaining 50 Days

Entry	32.173 - 32.237
Stoploss	32.08
Take Profit	32.438 - 32.51


BUY



PLATINUM5-JA24
 994.45 -0.72%
 Expiry 18/Dec/24
 Remaining 72 Days

Entry	997 - 998
Stoploss	992.15
Take Profit	1003 - 1005


SELL



COPPER-DE24
 4.5725 -0.03%
 Expiry 26/Nov/24
 Remaining 50 Days

Entry	4.538 - 4.5323
Stoploss	4.56
Take Profit	4.5065 - 4.4941


BUY



ICOTTON-DE24
 73.72 0.61%
 Expiry 22/Nov/24
 Remaining 46 Days

Entry	73.6 - 73.66
Stoploss	73.38
Take Profit	73.98 - 74.22


BUY



DJ-DE24
 42,472 -0.41%
 Expiry 19/Dec/24
 Remaining 73 Days

Entry	42614 - 42643
Stoploss	42485.82
Take Profit	42700 - 42781


BUY



SP500-DE24
 5,774 -0.45%
 Expiry 19/Dec/24
 Remaining 73 Days

Entry	5780 - 5782
Stoploss	5762.51
Take Profit	5792 - 5801


BUY



NSDQ100-DE24
 20,103 -0.61%
 Expiry 19/Dec/24
 Remaining 73 Days

Entry	20154 - 20170
Stoploss	20077.86
Take Profit	20205 - 20231


SELL



GOLDUSDJPY-NO24
 148.25 -0.31%
 Expiry 08/Nov/24
 Remaining 32 Days

Entry	147.89 - 147.84
Stoploss	148.22
Take Profit	147.51 - 147.24

BUY



GOLDEURUSD-NO24
 1.0978 0.01%
 Expiry 08/Nov/24
 Remaining 32 Days

Entry	1.0971 - 1.0974
Stoploss	1.10
Take Profit	1.0999 - 1.1008

Major Headlines

Oil prices extend gains on fears of wider Middle East conflict
Oil prices extended gains on Monday, with Brent nearing \$80 to build on last week's steepest weekly jump since early 2023, driven by fears of a wider Middle East conflict and potential disruption to exports from the major oil-producing region. Brent crude futures rose \$1.11, or 1.4%, to \$79.16 a barrel by 0839 GMT. U.S. West Texas Intermediate crude futures jumped \$1.28, or 1.7%, to \$75.66. Brent climbed by more than 8% last week while WTI soared by 9.1% [see more...](#)

Gold Slides Amid Robust US Jobs Data
Gold (XAU/USD) dropped sharply on Friday following a stronger-than-expected US Nonfarm Payroll (NFP) report but then recovered and stabilized at \$2,650. Gold retreated further from its record highs after signs of a robust US labor market decreased the chances that the Federal Reserve [see more...](#)

Dow Jones, Nasdaq preview: Attention turns to CPI, PPI report
Stocks rose higher on Friday after an upbeat September jobs report lifted investor confidence in the strength of the economy, with the S&P 500 climbing 0.9% to close at 5,751.07 and the Nasdaq Composite rising 1.22% to 18,137.85. The Dow Jones Industrial Average gained 341.16 points, or 0.81%, setting a new record at 42,352.75. The rally followed a stronger-than-expected jobs report, as nonfarm payrolls grew by 254,000 in September, surpassing economists [see more...](#)

USD/JPY bounces off daily low, finds support near 148.00
The USD/JPY pair retreats after touching its highest level since August 16, around the 149.10-149.15 area and extends the steady intraday descent through the first half of the European session on Monday. Spot prices, for now, seem to have snapped a three-day winning streak and drop [see more...](#)

EUR/USD trades cautiously near 1.0950 as Fed 50 bps rate cut
EUR/USD remains vulnerable near 1.0950 in European trading hours. Apart from the upbeat US Dollar, uncertainty over the Euro's (EUR) outlook has also kept the pair on the backseat. The Euro's outlook has become uncertain amid increasing speculation that the European Central Bank (ECB) could cut interest rates again in its monetary policy meeting on October 17. Large dovish ECB bets for October have been prompted by growing risks that inflation in the Eurozone [see more...](#)

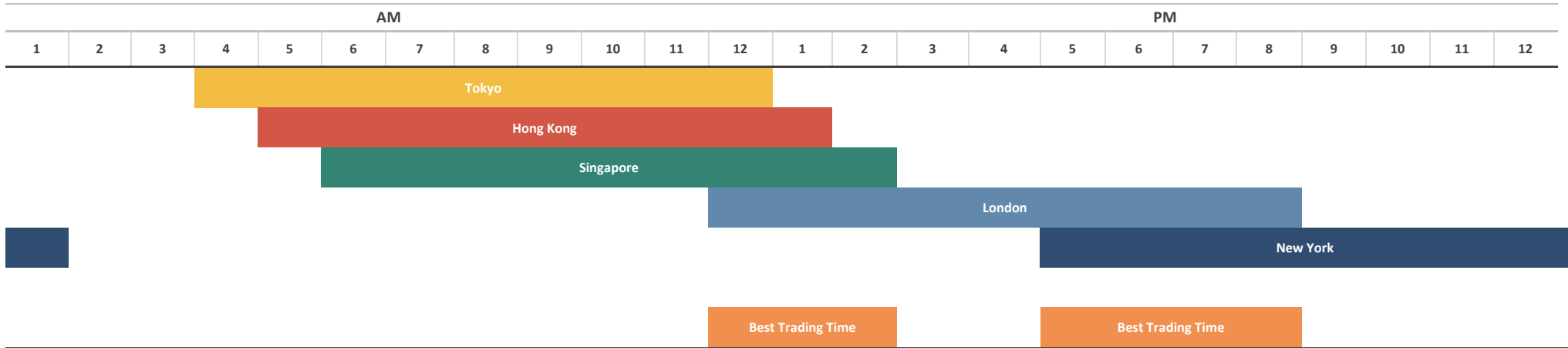
US Dollar steadies with Fed-packed Monday ahead
The US Dollar (USD) is steady to sideways on Monday, with the US Dollar Index (DXY), which tracks the Greenback's value against six major currencies, hovering around 102.50. While traders are bracing for the US Federal Reserve (Fed) Minutes and the US Consumer Price Index [see more...](#)

Economic Calendar

Event	Dates	Time	Currency	Importance	Actual	Forecast	Previous
RBNZ Interest Rate Decision	7-Oct-24	6:00 AM	NZD	High volatility		4.75%	5.25%
Crude Oil Inventories	7-Oct-24	7:30 PM	USD	High volatility			3.889M
10-Year Note Auction	7-Oct-24	10:00 PM	USD	High volatility			3.65%
FOMC Meeting Minutes	7-Oct-24	11:00 PM	USD	High volatility			

FOREX MARKETS' STATISTICS

Forex Market Hours



Note: This chart shows the normal forex trading times of all the major forex trading centers across the globe in Pakistan Standard Time.

Forex Turnover by Counterparty



Markets' Share in Total Forex Turnover



Most Traded Currency Pairs



Sources: ACPL Research, Forexmarkethours, Dailyfx, Ig

DISCLAIMER

This report has been prepared by Abbasi and Company (Private) Limited and is provided for information purposes only. Abbasi and Company (Private) Limited (ACPL) is engaged in brokerage business of commodities futures in Pakistan and to provide the trading/ execution facility on Pakistan Mercantile Exchange (PMEX). There is risk of loss in trading in derivatives (futures). The author, directors and other employees of Abbasi and Company (Private) Limited and its affiliates cannot be held responsible for any loss in trading. Futures; futures on margin carries a high level of risk and may not be suitable for all investors. The high degree of leverage can work against the investor/ traders. Before deciding to invest in Commodity derivatives, you should carefully consider your investment objectives, level of experience, and risk appetite. The possibility exists that you could sustain a loss of some or all of your initial investment and therefore you should not invest money that you cannot afford to lose. You should be aware of all the risks associated with futures trading in commodities and other financial products. We take no responsibility for any loss made in investment on any instruments through us. In any event Abbasi and Company (Private) Limited, its affiliates, agents will not be liable to anyone for any decision made or action taken for investment/ trading. Abbasi and Company (Private) Limited, its affiliates, directors and employees cannot be held responsible for any loss in trading due to any problem in connectivity; failure of system; technical problem in the software or any other reason whatever.

All the reports/ recommendations/ trading calls/ opinions are advisory in nature and contains the opinions of the author, which are not to be construed as investment advices. The author, directors and other employees of Abbasi and Company (Private) Limited and its affiliates cannot be held responsible for the accuracy of the information presented herein or for the results of the positions taken based on the opinions expressed in the reports/ views from Abbasi and Company (Private) Limited. All the views/ recommendations/ trading calls and opinions are based on the information, which are believed to be accurate and no assurance can be given for the accuracy of these information.

Derivatives trading involve substantial risk. The valuation of the underlying may fluctuate, and as a result, clients may lose their entire original investment. In no event should the content of this research report be construed as an express or an implied promise, guarantee or implication by, or from, Abbasi and Company (Private) Limited that you will profit or that losses can, or will be, limited in any manner whatsoever. Past results are no indication of future performance. The information provided in this report is intended solely for informative purposes and is obtained from sources believed to be reliable. Information is in no way guaranteed. No guarantee of any kind is implied or possible where projections of future conditions are attempted. Investments in securities market are subject to market risks, read all the related documents carefully before investing.

All rights reserved by Abbasi and Company (Private) Limited. This report or any portion hereof may not be reproduced, distributed, or published by any person for any purpose whatsoever. Nor can it be sent to a third party without prior consent of Abbasi and Company (Private) Limited. Action could be taken for unauthorized reproduction, distribution, or publication.

The research analyst, primarily involved in the preparation of this report, certifies that (1) the views expressed in this report accurately reflect his/her personal views about the subject commodity/index /currency pair and (2) no part of his/her compensation was, is or will be directly or indirectly related to the specific recommendations or views expressed in this report.

DISCLOSURE

Following exchange rates are used to convert investment and profit values:

- USD/PKR: 277.4
- JPY/PKR: 1.9

To arrive at our Target Price, Abbasi & Company (Private) Limited uses following methods:

- Technical Analysis
- Fundamental Analysis

Furthermore, profit and returns are inclusive of all expenses including PMEX Fee, ACPL Fee & Sales Tax

RESEARCH DISSEMINATION POLICY

Abbasi & Company (Private) Limited endeavors to make all reasonable efforts to disseminate research to all eligible clients in a timely manner through either physical or electronic distribution such as email, fax mail etc. Nevertheless, all clients may not receive the material at the same time.

PREPARED BY

Muhammad Rashid Nawaz
Phone: (+92) 42 38302028
Ext: 116
Email: haroon@abbasiandcompany.com

RESEARCH DEPARTMENT

6 - Shadman, Lahore
Phone: (+92) 42 38302028; Ext: 116, 117
Email: research@abbasiandcompany.com
web: www.abbasiandcompany.com

HEAD OFFICE

6 - Shadman, Lahore
Phone: (+92) 42 38302028
Email: support@abbasiandcompany.com
web: www.abbasiandcompany.com