

PMEX UPDATE

WTI \$81.46 ▼ -0.2%	BUY Entry: 80.85 Stoploss: 79.85 Take Profit: 82.70	BRENT \$87.40 ▼ -0.3%	BUY Entry: 86.80 Stoploss: 85.76 Take Profit: 88.80	GAS \$3.16 ▲ 3.9%	SELL Entry: 3.232 Stoploss: 3.299 Take Profit: 3.069
GOLD \$1,928.45 ▲ 0.1%	BUY Entry: 1,920.50 Stoploss: 1,912.54 Take Profit: 1,943.75	PLATINUM \$1,053.20 ▼ -0.1%	BUY Entry: 1,043.80 Stoploss: 1,035.23 Take Profit: 1,063.90	SILVER \$24.11 ▲ 0.7%	BUY Entry: 23.96 Stoploss: 23.77 Take Profit: 24.48
COPPER \$4.30 ▲ 0.4%	BUY Entry: 4.27 Stoploss: 4.23 Take Profit: 4.36	COTTON \$86.35 ▼ -0.5%	BUY Entry: 85.75 Stoploss: 85.25 Take Profit: 87.70	DOW JONES 33459.00 ▼ -0.0%	BUY Entry: 33,375.00 Stoploss: 33,213.91 Take Profit: 33,638.19
S&P 500 3985.00 ▼ -0.1%	BUY Entry: 3,977.23 Stoploss: 3,953.75 Take Profit: 4,020.66	NASDAQ 100 11665.50 ▼ -0.1%	BUY Entry: 11,628.80 Stoploss: 11,539.39 Take Profit: 11,785.00	AUS-USD \$0.6984 ▲ 0.3%	BUY Entry: 0.6969 Stoploss: 0.6946 Take Profit: 0.7020
JPY-USD ¥ 129.66 ▲ 0.1%	BUY Entry: 129.38 Stoploss: 128.85 Take Profit: 130.31	EUR-USD \$1.0897 ▲ 0.4%	BUY Entry: 1.0874 Stoploss: 1.0846 Take Profit: 1.0950	GBP-USD \$1.2427 ▲ 0.3%	BUY Entry: 1.2398 Stoploss: 1.2356 Take Profit: 1.2495

Major Headlines

Oil prices drift lower in thin trade as markets weigh China reopening

Oil prices edged lower from a recent rally on Monday, as traders awaited more cues on an economic recovery in [see more...](#)

Gold up 5th week in row, with \$1,950 test in view

Gold prices maintained their luster for a fifth week in a row as bullish investors pushed toward a test of the \$1,950 an ounce level on Friday — a breach analysts said would be [see more...](#)

Dow futures tick lower as investors brace for tech earnings
 U.S. stock futures were trading in a tight range during Sunday's evening deals, following a mixed week for major benchmark averages as market participants digested [see more...](#)

USD/JPY bears eye 129.00 on BoJ Minutes, focus on US GDP, Tokyo inflation

USD/JPY renews its intraday low around 129.20, reversing the previous day's recovery, as Bank of Japan (BoJ) [see more...](#)

EUR/USD Price Analysis: Further upside needs validation from 1.0920

EUR/USD picks up bids to challenge the nine-month high surrounding 1.0900 as bulls keep the reins for [see more...](#)

GBP/USD bulls dominate above 1.2400 as UK stimulus loom, US Dollar drops ahead of PMI, GDP data

GBP/USD news intraday top near 1.2435 as Cable buyers cheer the broadly down US Dollar and hopes of [see more...](#)

ECONOMIC CALENDAR

Event	Dates	Time	Currency	Importance	Actual	Forecast	Previous
South Korea - New Year's Day	23-Jan-23	All Day		Holiday			
Singapore - Chinese New Year	23-Jan-23	All Day		Holiday			
Hong Kong - Chinese New Year	23-Jan-23	All Day		Holiday			
China - Chinese New Year	23-Jan-23	All Day		Holiday			
China - Chinese New Year	23-Jan-23	All Day		Holiday			
South Korea - Korean new year	23-Jan-23	All Day		Holiday			
South Korea - Korean new year	23-Jan-23	All Day		Holiday			
ECB President Lagarde Speaks	23-Jan-23	10:45 PM	EUR	High Volatility			
South Korea - New Year's Day	24-Jan-23	All Day		Holiday			
Singapore - Chinese New Year	24-Jan-23	All Day		Holiday			
Hong Kong - Chinese New Year	24-Jan-23	All Day		Holiday			
China - Chinese New Year	24-Jan-23	All Day		Holiday			
China - Chinese New Year	24-Jan-23	All Day		Holiday			
South Korea - Korean new year	24-Jan-23	All Day		Holiday			
South Korea - Korean new year	24-Jan-23	All Day		Holiday			
German Manufacturing PMI (Jan)	24-Jan-23	1:30 PM	EUR	High Volatility		47.8	47.1
Composite PMI	24-Jan-23	2:30 PM	GBP	High Volatility		49.3	49
Manufacturing PMI	24-Jan-23	2:30 PM	GBP	High Volatility		45.4	45.3
Services PMI	24-Jan-23	2:30 PM	GBP	High Volatility		49.6	49.9
ECB President Lagarde Speaks	24-Jan-23	2:45 PM	EUR	High Volatility			
Hong Kong - Chinese New Year	25-Jan-23	All Day		Holiday			
China - Chinese New Year	25-Jan-23	All Day		Holiday			
China - Chinese New Year	25-Jan-23	All Day		Holiday			
CPI (QoQ) (Q4)	25-Jan-23	2:45 AM	NZD	High Volatility		1.3%	2.2%
CPI (QoQ) (Q4)	25-Jan-23	5:30 AM	AUD	High Volatility		1.6%	1.8%
German Ifo Business Climate Index (Jan)	25-Jan-23	2:00 PM	EUR	High Volatility		90.2	88.6

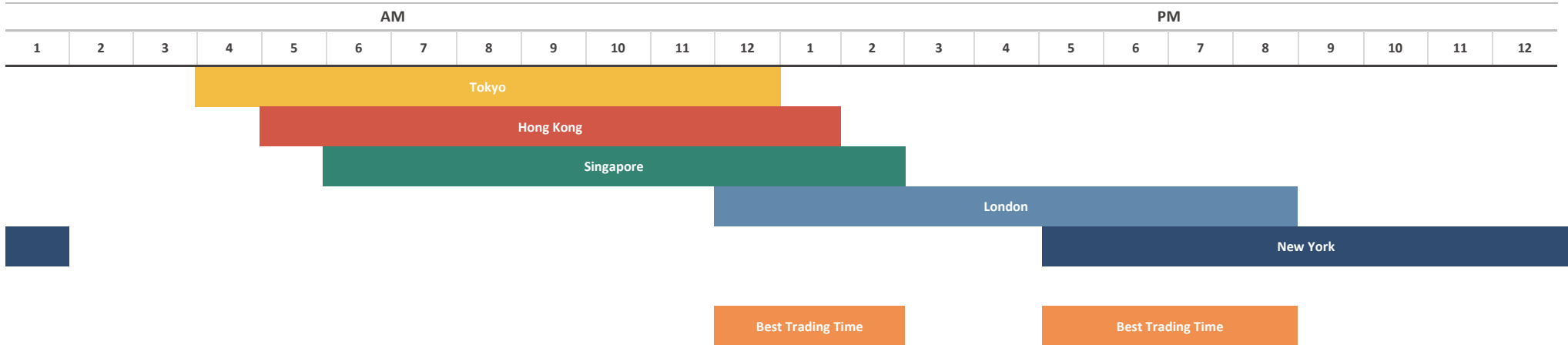
ECONOMIC CALENDAR

BoC Monetary Policy Report	25-Jan-23	8:00 PM	CAD	High Volatility		
BoC Interest Rate Decision	25-Jan-23	8:00 PM	CAD	High Volatility	4.50%	4.25%
Crude Oil Inventories	25-Jan-23	8:30 PM	USD	High Volatility	-0.593M	8.408M
BOC Press Conference	25-Jan-23	9:00 PM	CAD	High Volatility		
Australia - Australia Day	26-Jan-23	All Day		Holiday		
India - Republic Day	26-Jan-23	All Day		Holiday		
China - Chinese New Year	26-Jan-23	All Day		Holiday		
China - Chinese New Year	26-Jan-23	All Day		Holiday		
Core Durable Goods Orders (MoM) (Dec)	26-Jan-23	6:30 PM	USD	High Volatility	-0.1%	0.1%
GDP (QoQ) (Q4)	26-Jan-23	6:30 PM	USD	High Volatility	2.6%	3.2%
Initial Jobless Claims	26-Jan-23	6:30 PM	USD	High Volatility	205K	190K
New Home Sales (Dec)	26-Jan-23	8:00 PM	USD	High Volatility	614K	640K
China - Chinese New Year	27-Jan-23	All Day		Holiday	0.4%	-0.4%
China - Chinese New Year	27-Jan-23	All Day		Holiday		
ECB President Lagarde Speaks	27-Jan-23	3:30 PM	EUR	High Volatility		
Core PCE Price Index (MoM) (Dec)	27-Jan-23	6:30 PM	USD	High Volatility	0.3%	0.2%
Pending Home Sales (MoM) (Dec)	27-Jan-23	8:00 PM	USD	High Volatility	-1.0%	-4.0%

Source: Investing.com

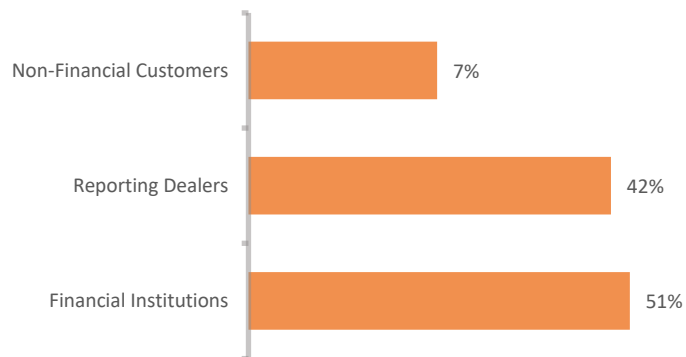
FOREX MARKET'S STATISTICS

Forex Market Hours

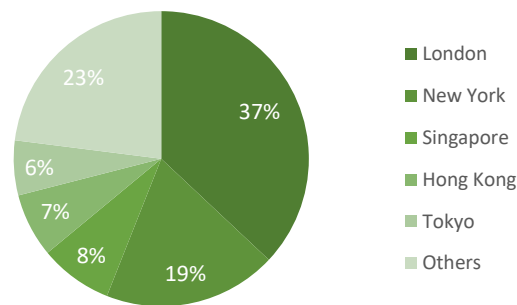


Note: This chart shows the normal forex trading times of all the major forex trading centers across the globe in Pakistan Standard Time.

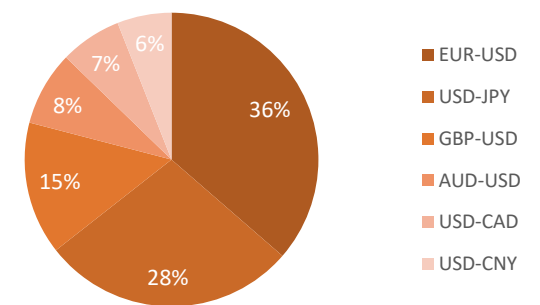
Forex Turnover by Counterparty



Markets' Share in Total Forex Turnover



Most Traded Currency Pairs



Sources: ACPL Research, Forexmarkethours, Dailyfx, Ig

DISCLAIMER

This report has been prepared by Abbasi and Company (Private) Limited and is provided for information purposes only. Abbasi and Company (Private) Limited (ACPL) is engaged in brokerage business of commodities futures in Pakistan and to provide the trading/ execution facility on Pakistan Mercantile Exchange (PMEX). There is risk of loss in trading in derivatives (futures). The author, directors and other employees of Abbasi and Company (Private) Limited and its affiliates cannot be held responsible for any loss in trading. Futures; futures on margin carries a high level of risk and may not be suitable for all investors. The high degree of leverage can work against the investor/ traders. Before deciding to invest in Commodity derivatives, you should carefully consider your investment objectives, level of experience, and risk appetite. The possibility exists that you could sustain a loss of some or all of your initial investment and therefore you should not invest money that you cannot afford to lose. You should be aware of all the risks associated with futures trading in commodities and other financial products. We take no responsibility for any loss made in investment on any instruments through us. In any event Abbasi and Company (Private) Limited, its affiliates, agents will not be liable to anyone for any decision made or action taken for investment/ trading. Abbasi and Company (Private) Limited, its affiliates, directors and employees cannot be held responsible for any loss in trading due to any problem in connectivity; failure of system; technical problem in the software or any other reason whatever.

All the reports/ recommendations/ trading calls/ opinions are advisory in nature and contains the opinions of the author, which are not to be construed as investment advices. The author, directors and other employees of Abbasi and Company (Private) Limited and its affiliates cannot be held responsible for the accuracy of the information presented herein or for the results of the positions taken based on the opinions expressed in the reports/ views from Abbasi and Company (Private) Limited. All the views/ recommendations/ trading calls and opinions are based on the information, which are believed to be accurate and no assurance can be given for the accuracy of these information.

Derivatives trading involve substantial risk. The valuation of the underlying may fluctuate, and as a result, clients may lose their entire original investment. In no event should the content of this research report be construed as an express or an implied promise, guarantee or implication by, or from, Abbasi and Company (Private) Limited that you will profit or that losses can, or will be, limited in any manner whatsoever. Past results are no indication of future performance. The information provided in this report is intended solely for informative purposes and is obtained from sources believed to be reliable. Information is in no way guaranteed. No guarantee of any kind is implied or possible where projections of future conditions are attempted. Investments in securities market are subject to market risks, read all the related documents carefully before investing.

All rights reserved by Abbasi and Company (Private) Limited. This report or any portion hereof may not be reproduced, distributed, or published by any person for any purpose whatsoever. Nor can it be sent to a third party without prior consent of Abbasi and Company (Private) Limited. Action could be taken for unauthorized reproduction, distribution, or publication.

The research analyst, primarily involved in the preparation of this report, certifies that (1) the views expressed in this report accurately reflect his/her personal views about the subject commodity/index /currency pair and (2) no part of his/her compensation was, is or will be directly or indirectly related to the specific recommendations or views expressed in this report.

DISCLOSURE

Following exchange rates are used to convert investment and profit values:

- USD/PKR: 230
- JPY/PKR: 1.78

To arrive at our Target Price, Abbasi & Company (Private) Limited uses following methods:

- Technical Analysis
- Fundamental Analysis

Furthermore, profit and returns are inclusive of all expenses including PMEX Fee, ACPL Fee & Sales Tax

RESEARCH DISSEMINATION POLICY

Abbasi & Company (Private) Limited endeavors to make all reasonable efforts to disseminate research to all eligible clients in a timely manner through either physical or electronic distribution such as email, fax mail etc. Nevertheless, all clients may not receive the material at the same time.

PREPARED BY

Muhammad Salman
Phone: (+92) 42 38302028
Ext: 116
Email: salman@abbasiandcompany.com

RESEARCH DEPARTMENT

6 - Shadman, Lahore
Phone: (+92) 42 38302028; Ext: 116, 117
Email: research@abbasiandcompany.com
web: www.abbasiandcompany.com

HEAD OFFICE

6 - Shadman, Lahore
Phone: (+92) 42 38302028
Email: support@abbasiandcompany.com
web: www.abbasiandcompany.com