

PMEX UPDATE

WTI \$78.66 ▼ -1.6%	SELL Entry: 79.41 Stoploss: 80.39 Take Profit: 77.11	BRENT \$83.85 ▼ -1.3%	SELL Entry: 84.52 Stoploss: 85.53 Take Profit: 81.80	GAS \$3.28 ▲ 0.1%	SELL Entry: 3.432 Stoploss: 3.496 Take Profit: 3.197
GOLD \$1,910.25 ▲ 0.2%	BUY Entry: 1,898.50 Stoploss: 1,890.58 Take Profit: 1,921.50	PLATINUM \$1,047.90 ▲ 0.2%	BUY Entry: 1,034.84 Stoploss: 1,026.22 Take Profit: 1,065.60	SILVER \$23.50 ▼ -0.6%	BUY Entry: 23.08 Stoploss: 22.89 Take Profit: 23.92
COPPER \$4.19 ▼ -0.9%	BUY Entry: 4.14 Stoploss: 4.11 Take Profit: 4.28	COTTON \$84.65 ▼ -0.1%	BUY Entry: 83.72 Stoploss: 83.21 Take Profit: 86.27	DOW JONES 33347.00 ▼ -0.1%	SELL Entry: 33,431.00 Stoploss: 33,593.46 Take Profit: 33,050.00
S&P 500 3942.25 ▼ -0.1%	SELL Entry: 3,948.00 Stoploss: 3,971.69 Take Profit: 3,918.19	NASDAQ 100 11473.25 ▼ -0.0%	SELL Entry: 11,541.00 Stoploss: 11,631.36 Take Profit: 11,385.00	AUS-USD \$0.6899 ▼ -0.6%	BUY Entry: 0.6861 Stoploss: 0.6838 Take Profit: 0.6942
JPY-USD ¥ 127.88 ▼ -0.8%	SELL Entry: 128.56 Stoploss: 129.10 Take Profit: 126.36	EUR-USD \$1.0794 ▲ 0.0%	BUY Entry: 1.0775 Stoploss: 1.0747 Take Profit: 1.0834	GBP-USD \$1.2331 ▼ -0.1%	BUY Entry: 1.2312 Stoploss: 1.2270 Take Profit: 1.2396

Major Headlines

Oil prices dip as markets gauge U.S. inventory build, recession fears

Oil prices fell further on Thursday as industry data signaled another big weekly build in U.S. crude inventories, [see more...](#)

Gold muted amid recession uncertainty, China optimism buoys copper

Gold prices recovered slightly from a two-day losing streak on Thursday amid growing uncertainty over a potential [see more...](#)

Dow futures little changed amid weakening data, earnings in focus

U.S. stock futures remained little changed during Wednesday's evening trade, after major benchmark [see more...](#)

USD/JPY: Bearish bias remains intact near 128.00 on downbeat Treasury bond yields

USD/JPY holds lower grounds near 128.00 as it fades the previous day's run-up amid softer Treasury bond [see more...](#)

EUR/USD remains sideways around 1.0800 ahead of ECB Lagarde's speech

The EUR/USD pair is displaying a lackluster performance below the critical resistance of 1.0800 in the Asian [see more...](#)

GBP/USD gauges intermediate support above 1.2300 amid subdued USD Index

The GBP/USD pair is looking for intermediate support around 1.2320 in the Asian session. The cable is aiming to [see more...](#)

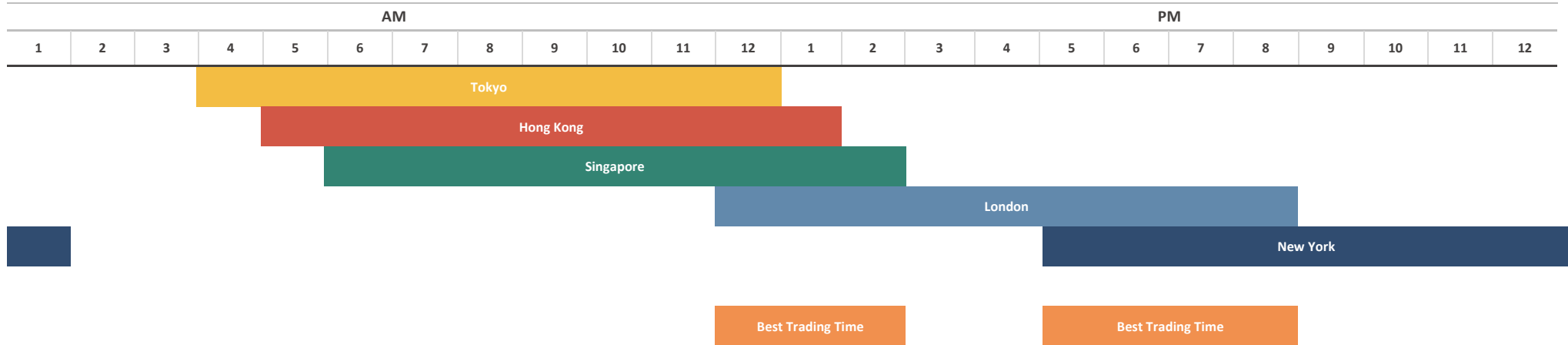
ECONOMIC CALENDAR

Event	Dates	Time	Currency	Importance	Actual	Forecast	Previous
United States - Martin Luther King, Jr. Day	16-Jan-23	All Day		Holiday			
BoE Gov Bailey Speaks	16-Jan-23	8:00 PM	GBP	High Volatility			
GDP (YoY) (Q4)	17-Jan-23	7:00 AM	CNY	High Volatility	2.9%	1.8%	3.9%
Industrial Production (YoY) (Dec)	17-Jan-23	7:00 AM	CNY	High Volatility	1.3%	0.2%	2.2%
Average Earnings Index +Bonus (Nov)	17-Jan-23	12:00 PM	GBP	High Volatility	6.4%	6.2%	6.2%
Claimant Count Change (Dec)	17-Jan-23	12:00 PM	GBP	High Volatility	19.7K	19.8K	16.1K
German CPI (YoY) (Dec)	17-Jan-23	12:00 PM	EUR	High Volatility	8.6%	8.6%	10.0%
German ZEW Economic Sentiment (Jan)	17-Jan-23	3:00 PM	EUR	High Volatility	-16.9	-15.0	-23.3
Core CPI (MoM) (Dec)	17-Jan-23	6:30 PM	CAD	High Volatility	-0.3%	0.1%	0.0%
BoJ Outlook Report (YoY)	18-Jan-23	8:00 AM	JPY	High Volatility			
BoJ Press Conference	18-Jan-23	Tentative	JPY	High Volatility			
CPI (YoY) (Dec)	18-Jan-23	12:00 PM	GBP	High Volatility	10.5%	10.5%	10.7%
CPI (YoY) (Dec)	18-Jan-23	3:00 PM	EUR	High Volatility	9.2%	9.2%	10.1%
Core Retail Sales (MoM) (Dec)	18-Jan-23	6:30 PM	USD	High Volatility	-1.1%	-0.4%	-0.6%
PPI (MoM) (Dec)	18-Jan-23	6:30 PM	USD	High Volatility	-0.5%	-0.1%	0.2%
Retail Sales (MoM) (Dec)	18-Jan-23	6:30 PM	USD	High Volatility	-1.1%	-0.8%	-1.0%
Employment Change (Dec)	19-Jan-23	5:30 AM	AUD	High Volatility	-14.6K	22.5K	58.2K
ECB President Lagarde Speaks	19-Jan-23	3:30 PM	EUR	High Volatility			
ECB Publishes Account of Monetary Policy Meeting	19-Jan-23	5:30 PM	EUR	High Volatility			
Building Permits (Dec)	19-Jan-23	6:30 PM	USD	High Volatility		1.370M	1.351M
Initial Jobless Claims	19-Jan-23	6:30 PM	USD	High Volatility		214K	205K
Philadelphia Fed Manufacturing Index (Jan)	19-Jan-23	6:30 PM	USD	High Volatility		-11.0	-13.8
Crude Oil Inventories	19-Jan-23	9:00 PM	USD	High Volatility		-0.593M	18.962M
Retail Sales (MoM) (Dec)	20-Jan-23	12:00 PM	GBP	High Volatility		0.4%	-0.4%
ECB President Lagarde Speaks	20-Jan-23	3:00 PM	EUR	High Volatility			
Core Retail Sales (MoM) (Nov)	20-Jan-23	6:30 PM	CAD	High Volatility		-0.4%	1.7%
Existing Home Sales (Dec)	20-Jan-23	8:00 PM	USD	High Volatility		3.95M	4.09M

Source: Investing.com

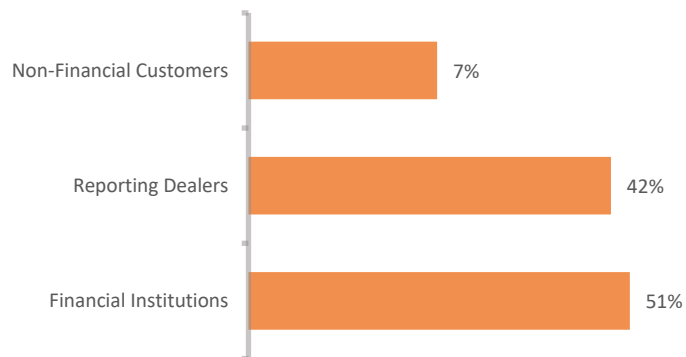
FOREX MARKET'S STATISTICS

Forex Market Hours

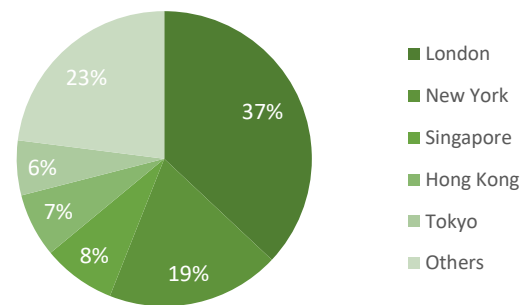


Note: This chart shows the normal forex trading times of all the major forex trading centers across the globe in Pakistan Standard Time.

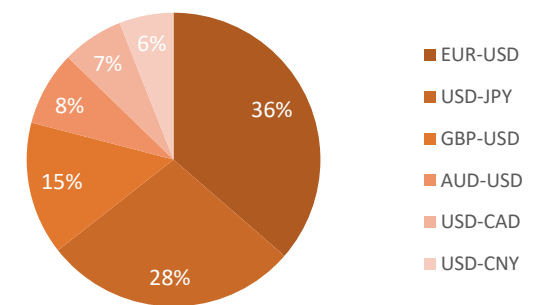
Forex Turnover by Counterparty



Markets' Share in Total Forex Turnover



Most Traded Currency Pairs



Sources: ACPL Research, Forexmarkethours, Dailyfx, Ig

DISCLAIMER

This report has been prepared by Abbasi and Company (Private) Limited and is provided for information purposes only. Abbasi and Company (Private) Limited (ACPL) is engaged in brokerage business of commodities futures in Pakistan and to provide the trading/ execution facility on Pakistan Mercantile Exchange (PMEX). There is risk of loss in trading in derivatives (futures). The author, directors and other employees of Abbasi and Company (Private) Limited and its affiliates cannot be held responsible for any loss in trading. Futures; futures on margin carries a high level of risk and may not be suitable for all investors. The high degree of leverage can work against the investor/ traders. Before deciding to invest in Commodity derivatives, you should carefully consider your investment objectives, level of experience, and risk appetite. The possibility exists that you could sustain a loss of some or all of your initial investment and therefore you should not invest money that you cannot afford to lose. You should be aware of all the risks associated with futures trading in commodities and other financial products. We take no responsibility for any loss made in investment on any instruments through us. In any event Abbasi and Company (Private) Limited, its affiliates, agents will not be liable to anyone for any decision made or action taken for investment/ trading. Abbasi and Company (Private) Limited, its affiliates, directors and employees cannot be held responsible for any loss in trading due to any problem in connectivity; failure of system; technical problem in the software or any other reason whatever.

All the reports/ recommendations/ trading calls/ opinions are advisory in nature and contains the opinions of the author, which are not to be construed as investment advices. The author, directors and other employees of Abbasi and Company (Private) Limited and its affiliates cannot be held responsible for the accuracy of the information presented herein or for the results of the positions taken based on the opinions expressed in the reports/ views from Abbasi and Company (Private) Limited. All the views/ recommendations/ trading calls and opinions are based on the information, which are believed to be accurate and no assurance can be given for the accuracy of these information.

Derivatives trading involve substantial risk. The valuation of the underlying may fluctuate, and as a result, clients may lose their entire original investment. In no event should the content of this research report be construed as an express or an implied promise, guarantee or implication by, or from, Abbasi and Company (Private) Limited that you will profit or that losses can, or will be, limited in any manner whatsoever. Past results are no indication of future performance. The information provided in this report is intended solely for informative purposes and is obtained from sources believed to be reliable. Information is in no way guaranteed. No guarantee of any kind is implied or possible where projections of future conditions are attempted. Investments in securities market are subject to market risks, read all the related documents carefully before investing.

All rights reserved by Abbasi and Company (Private) Limited. This report or any portion hereof may not be reproduced, distributed, or published by any person for any purpose whatsoever. Nor can it be sent to a third party without prior consent of Abbasi and Company (Private) Limited. Action could be taken for unauthorized reproduction, distribution, or publication.

The research analyst, primarily involved in the preparation of this report, certifies that (1) the views expressed in this report accurately reflect his/her personal views about the subject commodity/index /currency pair and (2) no part of his/her compensation was, is or will be directly or indirectly related to the specific recommendations or views expressed in this report.

DISCLOSURE

Following exchange rates are used to convert investment and profit values:

- USD/PKR: 229.25
- JPY/PKR: 1.75

To arrive at our Target Price, Abbasi & Company (Private) Limited uses following methods:

- Technical Analysis
- Fundamental Analysis

Furthermore, profit and returns are inclusive of all expenses including PMEX Fee, ACPL Fee & Sales Tax

RESEARCH DISSEMINATION POLICY

Abbasi & Company (Private) Limited endeavors to make all reasonable efforts to disseminate research to all eligible clients in a timely manner through either physical or electronic distribution such as email, fax mail etc. Nevertheless, all clients may not receive the material at the same time.

PREPARED BY

Muhammad Salman
Phone: (+92) 42 38302028
Ext: 116
Email: salman@abbasiandcompany.com

RESEARCH DEPARTMENT

6 - Shadman, Lahore
Phone: (+92) 42 38302028; Ext: 116, 117
Email: research@abbasiandcompany.com
web: www.abbasiandcompany.com

HEAD OFFICE

6 - Shadman, Lahore
Phone: (+92) 42 38302028
Email: support@abbasiandcompany.com
web: www.abbasiandcompany.com