

PMEX UPDATE

WTI 89.06 	BUY		
	Entry	Stoploss	Take Profit
	88.29 - 88.67	87.51	89.58 - 90.47

The scrip is trading above its 200DMA. The RSI resides at 73.

BRENT 92.25 	BUY		
	Entry	Stoploss	Take Profit
	91.69 - 92.03	90.95	92.83 - 93.52

The scrip is trading above its 200DMA. The RSI resides at 69

GOLD 1,933.45 	SELL		
	Entry	Stoploss	Take Profit
	1935 - 1934	1,943.2	1923 - 1913.7

The scrip is trading below its 200DMA. The RSI resides at 39.

GAS 2.74 	BUY		
	Entry	Stoploss	Take Profit
	2.711 - 2.717	2.67	2.759 - 2.78

The scrip is trading above its 50DMA. The RSI resides at 54.

PLATINUM 909.0 	BUY		
	Entry	Stoploss	Take Profit
	901.54 - 903.31	899.30	913.4 - 918.96

The scrip is trading below its 200DMA. The RSI resides at 41.

SILVER 23.21 	SELL		
	Entry	Stoploss	Take Profit
	23.244 - 23.195	23.45	22.902 - 22.524

The scrip is trading below its 200DMA. The RSI resides at 38.

COPPER 3.78 	SELL		
	Entry	Stoploss	Take Profit
	3.8219 - 3.8191	3.85	3.777 - 3.7607

The scrip is trading below its 200DMA. The RSI resides at 52.

COTTON 87.52 	SELL		
	Entry	Stoploss	Take Profit
	87.76 - 87.47	88.11	86.74 - 86.23

The scrip is trading above its 200DMA. The RSI resides at 53.

DOW 34,964 	BUY		
	Entry	Stoploss	Take Profit
	34943 - 34949	34,797	35120 - 35219

The scrip is trading above its 200DMA. The RSI resides at 53.

S&P 500 4,511 	BUY		
	Entry	Stoploss	Take Profit
	4523 - 4527.97	4,501	4547 - 4564

The scrip is trading above its 200DMA. The RSI resides at 55.

* The risk meter is the graphical representation of the probability of the success of the trading signal.

PMEX UPDATE

NASDAQ 15,487 	BUY		
	Entry	Stoploss	Take Profit
	15551 - 15584	15,450	15656 - 15736
The scrip is trading above its 200DMA. The RSI resides at 56.			

USD-JPY 147.38 	BUY		
	Entry	Stoploss	Take Profit
	146.89 - 147	146.42	147.74 - 147.97
The scrip is trading above its 50DMA. The RSI resides at 57.			

EUR-USD 1.0747 	BUY		
	Entry	Stoploss	Take Profit
	1.0731 - 1.0736	1.0703	1.0769 - 1.0788
The scrip is trading below its 50DMA. The RSI resides at 41.			

GBP-USD 1.2489 	BUY		
	Entry	Stoploss	Take Profit
	1.2481 - 1.2492	1.2444	1.2522 - 1.2547
The scrip is trading below its 50DMA. The RSI resides at 38.			

* The risk meter is the graphical representation of the probability of the success of the trading signal.

Major Headlines

Oil rally pauses as U.S. crude stockpiles jump; output at new 3-year high

The oil rally hit a bump on Wednesday as U.S. oil production hit new three-year highs last week and a weekly reading for crude stockpiles rose for the first time in five weeks as the peak summer driving season drew to a close. London-traded Brent was at \$91.92 per barrel by 13:45 ET (17:45 GMT), down 14 cents, or 0.2%. The global crude benchmark [see more...](#)

Gold price seeks a decisive move despite US CPI turns out stickier

Gold price (XAU/USD) faces fresh selling pressure as the US Bureau of Labor Statistics reported a slightly hotter-than-anticipated Consumer Price Index (CPI) report for August. US headline inflation expanded at a 0.6% pace as [see more...](#)

U.S. stocks rise after inflation report; Fed meeting in focus

U.S. stocks were rising after the annualized core inflation reading for August met expectations, stoking hopes the Federal Reserve is reaching the end of its interest rate increases. At 11:19 ET (15:19 GMT), the Dow Jones Industrial Average was up 83 points or 0.2% while the S&P 500 was up 0.3% and the NASDAQ Composite was up 0.4%. The three major Wall Street indices closed lower [see more...](#)

USD/JPY gains traction following mixed US CPI data

The Greenback (USD) extended its rally versus the Japanese Yen (JPY) on Wednesday after an inflation report in the United States (US) came mixed, though suggesting there's a slim chance for additional monetary policy tightening. The USD/JPY is trading at 147.58, gaining 0.34%. [see more...](#)

EUR/USD Price Analysis: Upside remains limited by 1.0770

EUR/USD struggles to continue the weekly recovery and seems to have met a decent resistance around 1.0770 so far. The underlying bearish sentiment remains unchanged and leaves the door open to extra pullbacks in the short-term horizon. Against that backdrop, the breach of the 1.0700 region could encourage sellers to embark on a probable [see more...](#)

Pound Sterling recovers as BoE looks set to raise interest rates further

The Pound Sterling (GBP) rebounds strongly as the US Dollar comes under pressure after a slightly hotter-than-expected US inflation report. Earlier, the Pound Sterling remained offered as the UK's Office for National Statistics (ONS) reported that the economy shrank by 0.5% [see more...](#)

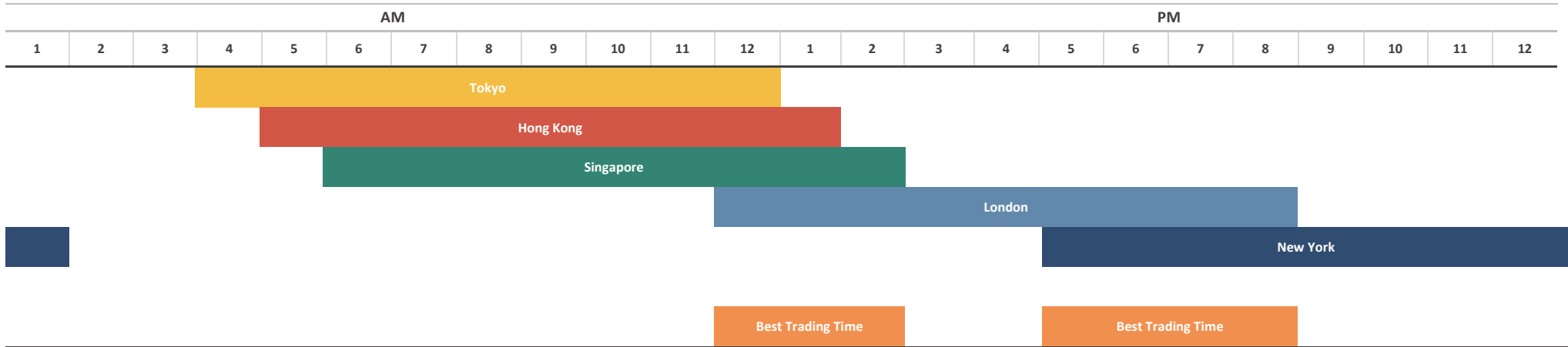
ECONOMIC CALENDAR

Event	Dates	Time	Currency	Importance	Actual	Forecast	Previous
GDP (MoM) (Jul)	13-Sep-23	11:00 AM	GBP	High Volatility	-0.50%	-0.20%	0.50%
Core CPI (MoM) (Aug)	13-Sep-23	5:30 PM	USD	High Volatility	0.30%	0.20%	0.20%
CPI (MoM) (Aug)	13-Sep-23	5:30 PM	USD	High Volatility	0.60%	0.60%	0.20%
CPI (YoY) (Aug)	13-Sep-23	5:30 PM	USD	High Volatility	3.70%	3.60%	3.20%
Crude Oil Inventories	13-Sep-23	7:30 PM	USD	High Volatility	3.954M	-1.912M	-6.307M
Deposit Facility Rate (Sep)	14-Sep-23	5:15 PM	EUR	High Volatility		3.75%	3.75%
ECB Interest Rate Decision (Sep)	14-Sep-23	5:15 PM	EUR	High Volatility		4.25%	4.25%
Core Retail Sales (MoM) (Aug)	14-Sep-23	5:30 PM	USD	High Volatility		0.40%	1.00%
Initial Jobless Claims	14-Sep-23	5:30 PM	USD	High Volatility		226K	216K
PPI (MoM) (Aug)	14-Sep-23	5:30 PM	USD	High Volatility		0.40%	0.30%
Retail Sales (MoM) (Aug)	14-Sep-23	5:30 PM	USD	High Volatility		0.20%	0.70%
ECB Press Conference	14-Sep-23	5:45 PM	EUR	High Volatility			

Source: Investing.com

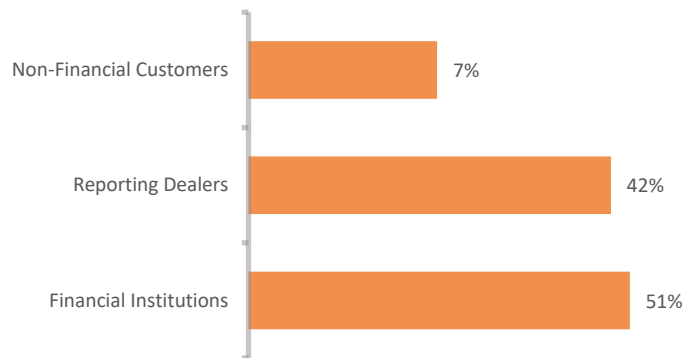
FOREX MARKETS' STATISTICS

Forex Market Hours

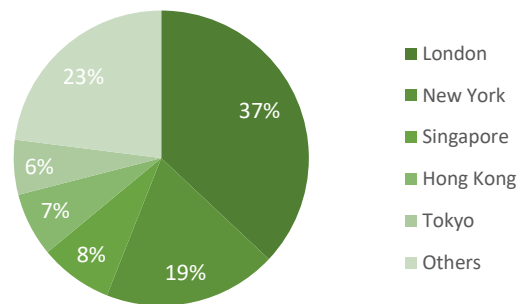


Note: This chart shows the normal forex trading times of all the major forex trading centers across the globe in Pakistan Standard Time.

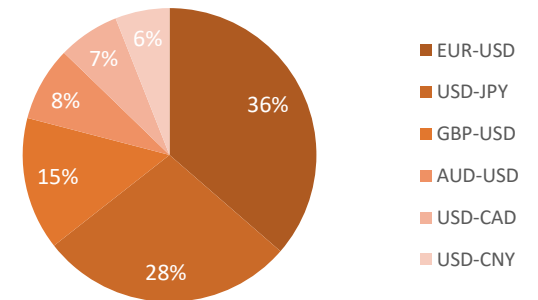
Forex Turnover by Counterparty



Markets' Share in Total Forex Turnover



Most Traded Currency Pairs



Sources: ACPL Research, Forexmarkethours, Dailyfx, Ig

DISCLAIMER

This report has been prepared by Abbasi and Company (Private) Limited and is provided for information purposes only. Abbasi and Company (Private) Limited (ACPL) is engaged in brokerage business of commodities futures in Pakistan and to provide the trading/ execution facility on Pakistan Mercantile Exchange (PMEX). There is risk of loss in trading in derivatives (futures). The author, directors and other employees of Abbasi and Company (Private) Limited and its affiliates cannot be held responsible for any loss in trading. Futures; futures on margin carries a high level of risk and may not be suitable for all investors. The high degree of leverage can work against the investor/ traders. Before deciding to invest in Commodity derivatives, you should carefully consider your investment objectives, level of experience, and risk appetite. The possibility exists that you could sustain a loss of some or all of your initial investment and therefore you should not invest money that you cannot afford to lose. You should be aware of all the risks associated with futures trading in commodities and other financial products. We take no responsibility for any loss made in investment on any instruments through us. In any event Abbasi and Company (Private) Limited, its affiliates, agents will not be liable to anyone for any decision made or action taken for investment/ trading. Abbasi and Company (Private) Limited, its affiliates, directors and employees cannot be held responsible for any loss in trading due to any problem in connectivity; failure of system; technical problem in the software or any other reason whatever.

All the reports/ recommendations/ trading calls/ opinions are advisory in nature and contains the opinions of the author, which are not to be construed as investment advices. The author, directors and other employees of Abbasi and Company (Private) Limited and its affiliates cannot be held responsible for the accuracy of the information presented herein or for the results of the positions taken based on the opinions expressed in the reports/ views from Abbasi and Company (Private) Limited. All the views/ recommendations/ trading calls and opinions are based on the information, which are believed to be accurate and no assurance can be given for the accuracy of these information.

Derivatives trading involve substantial risk. The valuation of the underlying may fluctuate, and as a result, clients may lose their entire original investment. In no event should the content of this research report be construed as an express or an implied promise, guarantee or implication by, or from, Abbasi and Company (Private) Limited that you will profit or that losses can, or will be, limited in any manner whatsoever. Past results are no indication of future performance. The information provided in this report is intended solely for informative purposes and is obtained from sources believed to be reliable. Information is in no way guaranteed. No guarantee of any kind is implied or possible where projections of future conditions are attempted. Investments in securities market are subject to market risks, read all the related documents carefully before investing.

All rights reserved by Abbasi and Company (Private) Limited. This report or any portion hereof may not be reproduced, distributed, or published by any person for any purpose whatsoever. Nor can it be sent to a third party without prior consent of Abbasi and Company (Private) Limited. Action could be taken for unauthorized reproduction, distribution, or publication.

The research analyst, primarily involved in the preparation of this report, certifies that (1) the views expressed in this report accurately reflect his/her personal views about the subject commodity/index /currency pair and (2) no part of his/her compensation was, is or will be directly or indirectly related to the specific recommendations or views expressed in this report.

DISCLOSURE

Following exchange rates are used to convert investment and profit values:

- USD/PKR: 298.82
- JPY/PKR: 2.03

To arrive at our Target Price, Abbasi & Company (Private) Limited uses following methods:

- Technical Analysis
- Fundamental Analysis

Furthermore, profit and returns are inclusive of all expenses including PMEX Fee, ACPL Fee & Sales Tax

RESEARCH DISSEMINATION POLICY

Abbasi & Company (Private) Limited endeavors to make all reasonable efforts to disseminate research to all eligible clients in a timely manner through either physical or electronic distribution such as email, fax mail etc. Nevertheless, all clients may not receive the material at the same time.

PREPARED BY

Haroon Abdul Razzaq
Phone: (+92) 42 38302028
Ext: 116
Email: haroon@abbasiandcompany.com

RESEARCH DEPARTMENT

6 - Shadman, Lahore
Phone: (+92) 42 38302028; Ext: 116, 117
Email: research@abbasiandcompany.com
web: www.abbasiandcompany.com

HEAD OFFICE

6 - Shadman, Lahore
Phone: (+92) 42 38302028
Email: support@abbasiandcompany.com
web: www.abbasiandcompany.com