

# MARKET WRAP



KSE-100 Index		KSE-All Index		KSE-30 Index		KMI-30 Index		KMI-All Index	
179 mn	▼ -0.47%	351 mn	▼ -0.39%	78 mn	▼ -0.32%	75 mn	▼ -0.78%	248 mn	▼ -0.75%
<b>50,943.83</b>	<b>-241.45</b>	<b>33,906.13</b>	<b>-133.70</b>	<b>17,497.37</b>	<b>-55.98</b>	<b>86,000.15</b>	<b>-673.05</b>	<b>24,752.67</b>	<b>-187.25</b>

## Market Summary

The stock market on Thursday opened on a positive note. However, later on, it lost the impetus and reversed all of its intra-day gains while concluded the session in the red zone amid an upcoming review of the IMF standby arrangement. The Benchmark KSE-100 index made an intra-day high and low at 51,269.73 (84 points) and 50,834.72 (-351 points) respectively while closed at 50,943.83 by losing 241 points. PKR in today's interbank depreciated by Rs0.48 against USD and closed at Rs280.57. The value of shares traded during the day was Rs 10.605 billion. Market capitalization stood at around Rs7.421 trillion. Overall, trading volumes for the day decreased to 351 million shares compared with Thursday's tally of 364 million. KEL was the volume leader with 45.3 million shares, gaining Rs0.01 to close at Rs3.24. It was followed by WTL with 21.9 million shares, losing Rs0.05 to close at Rs1.31, and BOP with 17 million shares, losing Rs0.21 to close at Rs4.62.

### Volume Leaders ('000)

KEL	45,279
WTL	21,850
BOP	17,040
DCL	15,489
ASC	10,935
FCCL	10,327
TRG	10,047
TPLP	8,403
PRL	8,154
AIRLINKXD	8,134

### Gainers (PKR)

DWSMDEF	2.41	0.39
FPRM	6.82	1.00
FIBLM	2.50	0.35
DWTMDEF	3.95	0.45
JUBSDEF	7.67	0.71
RPLXD	13.39	1.00
SPL	18.73	1.31
CSAP	36.50	2.55
BAHL	67.62	4.72
CFL	69.07	4.82

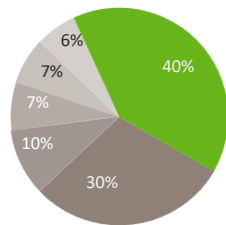
### Losers (PKR)

AGL	6.73	
TSMF	-0.58	5.04
FCIBL	-0.54	6.00
UBDL	-1.00	12.00
ATBA	-18.90	233.59
HUSI	-0.99	12.21
NAGCXD	-4.84	59.71
LPGL	-1.67	20.63
POMLXD	-8.89	110.60
REWM	-4.61	57.55

Source: PSX

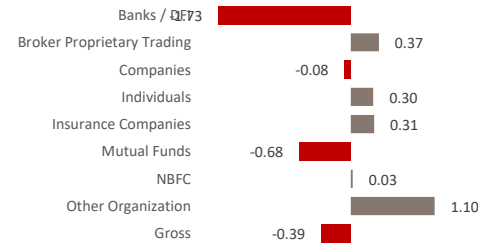
### Overall Sector Turnover (%)

- Technology & Communication
- Food & Personal Care Products
- Cement
- Commercial Banks
- Chemical
- Others

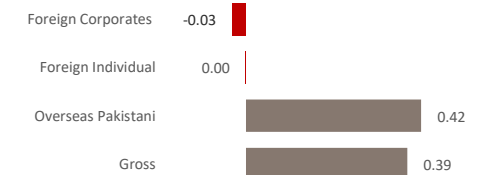


Source: PSX

### LIPI (USD'mn)



### FIPI (USD'mn)



Source: NCCPL

## PORTFOLIO INVESTMENTS (SECTOR WISE)

(USD' mn)

		Cement	Banks	Fertilizer	Food	E&P	OMC	Power	Tech	Textile	Others	Gross
LIPI Portfolio	Banks / DFI	0.01	-1.09	-0.00	-0.04	0.00	-0.00	-0.10	0.03	-	-0.55	-1.73
	Broker Proprietary Trading	-0.08	0.08	-0.00	0.26	0.06	-0.03	-0.02	0.35	-0.05	-0.19	0.37
	Companies	0.13	0.40	0.13	-0.01	-0.03	-0.06	0.23	-0.89	-0.00	0.03	-0.08
	Individuals	-0.09	0.05	0.05	-0.20	0.43	-0.15	-0.10	0.13	-0.00	0.18	0.30
	Insurance Companies	-0.03	0.03	0.00	0.00	0.01	0.00	-0.00	0.00	0.00	0.29	0.31
	Mutual Funds	-0.05	-0.21	-0.09	0.01	-0.40	0.11	-0.01	-0.15	0.04	0.08	-0.68
	NBFC	-	-	-	-0.00	-0.00	-	-0.00	-	-	0.03	0.03
	Other Organization	0.01	0.76	-0.02	0.00	0.01	0.00	-0.02	0.33	0.00	0.02	1.10
<b>LIPI Total</b>	<b>-0.11</b>	<b>0.03</b>	<b>0.06</b>	<b>0.02</b>	<b>0.07</b>	<b>-0.12</b>	<b>-0.02</b>	<b>-0.19</b>	<b>-0.01</b>	<b>-0.12</b>	<b>-0.39</b>	

(USD' mn)

		Cement	Banks	Fertilizer	Food	E&P	OMC	Power	Tech	Textile	Others	Gross
FIPI Portfolio	Foreign Corporates	0.06	0.06	-0.04	-	-0.03	-	-	-0.03	-0.00	-0.04	-0.03
	Foreign Individual	-	-	-	-	-	-	-	-0.00	-	-	-0.00
	Overseas Pakistani	0.05	-0.09	-0.02	-0.02	-0.04	0.12	0.02	0.23	0.01	0.16	0.42
	<b>Total</b>	<b>0.11</b>	<b>-0.03</b>	<b>-0.06</b>	<b>-0.02</b>	<b>-0.07</b>	<b>0.12</b>	<b>0.02</b>	<b>0.19</b>	<b>0.01</b>	<b>0.12</b>	<b>0.39</b>

Source: NCCPL

## INSIDER TRANSACTIONS

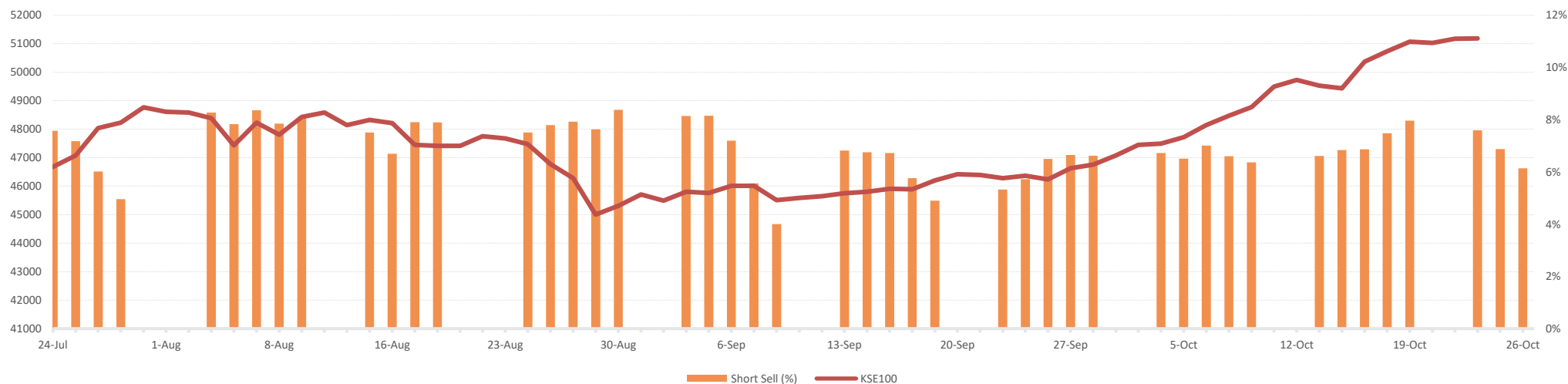


Sr. No.	Transaction Date	Symbol	Insider Name	Designation	Buy	Sell	Avg. Rate	Net Shares	Net Value
1	26/Oct/23	MTL	QAISER SALEEM	Non-Executive Director	5,147	-	462.78	5,147	2,383,969

# FUTURES OPEN INTEREST



KSE-100 VS % Short Sell Of Total Open Interest



Thursday, October 26, 2023

Top 10 Short Sold Scrips	Short Sell Volume ('000)	% Of Open Interest	% Of Free Float	Last Day Short Sell Vol. ('000)	Change (%)
DCL-OCT	340	58.02%	0.28%	234	45.6% ▲
GHNI-OCT	185	47.48%	1.45%	230	19.4% ▼
PSMC-OCT	287	37.34%	1.32%	378	23.9% ▼
ATRL-OCTB	525	36.98%	1.23%	850	38.2% ▼
BAFL-OCTB	151	30.59%	0.02%	200	24.8% ▼
PIOC-OCT	294	29.98%	0.26%	353	16.7% ▼
TREET-OCT	390	28.70%	0.48%	707	44.8% ▼
NRL-OCT	389	26.92%	1.48%	502	22.6% ▼
NCPL-OCT	302	25.61%	0.14%	1,383	78.2% ▼
AGHA-OCT	186	25.51%	0.08%	244	23.8% ▼

Source: DPS

# DISCLAIMER

This report has been prepared by Abbasi & Company (Private) Limited and is provided for information purposes only. Under no circumstances, this is to be used or considered as an offer to sell or solicitation of any offer to buy. While reasonable care has been taken to ensure that the information contained therein is not untrue or misleading at the time of publication, we make no representation as to its accuracy or completeness and it should not be relied upon as such. From time to time, Abbasi & Company (Private) Limited and or any of its officers or directors may, as permitted by applicable laws, have a position, or otherwise be interested in any transaction, in any securities directly or indirectly subject of this report. This report is provided only for the information of professional advisers who are expected to make their own investment decisions without undue reliance on this report. Investments in capital markets are subject to market risk and Abbasi & Company (Private) Limited accepts no responsibility whatsoever for any direct or indirect consequential loss arising from any use of this report or its contents. In particular, the report takes no account of the investment objectives, financial situation, and needs of investors, who should seek further professional advice or rely upon their own judgment and acumen before making any investment. The views expressed in this report are those of Abbasi & Company (Private) Limited Research Department and do not necessarily reflect those of the company or its directors. Abbasi & Company (Private) Limited as a firm may have business relationships, including investment-banking relationships, with the companies referred to in this report. Abbasi & Company (Private) Limited does not act as a market maker in the securities of the subject company. Abbasi & Company (Private) Limited or any officers, directors, associates or close relatives do not have a financial interest in the securities of the subject company to an amount exceeding 1% of the value of the securities of the subject company at the time of issuance of this report. Abbasi & Company (Private) Limited or any officers, directors, associates or close relatives are not currently serving or have served in the past three years as a director or officer of the subject company. Abbasi & Company (Private) Limited or any officers, directors, associates or close relatives have not received compensation from the subject company in the previous 12 months. The subject company currently is not, or during the 12-month period preceding the date of publication or distribution of this report, was not, a client of Abbasi & Company (Private) Limited. We have not managed or co-managed a public offering or any take-over, buyback or delisting offer of securities for the subject company in the past 12 months and/or received compensation for corporate advisory services, brokerage services or underwriting services from the subject company in the past 12 months. Abbasi & Company (Private) Limited does not expect to receive or intend to seek compensation for corporate advisory services or underwriting services from the subject company in the next 3 months All rights reserved by Abbasi & Company (Private) Limited. This report or any portion hereof may not be reproduced, distributed or published by any person for any purpose whatsoever.

## VALIDITY OF THE PUBLICATION OR REPORT

The information may be subject to change without notice, its accuracy is not guaranteed, it may be incomplete or condensed and it may not contain all material information concerning the company, jurisdiction or financial instruments referred to in this report. The valuations, opinions, estimates, forecasts, ratings or risk assessments herein constitutes a judgment as of the date of this report and were based upon several estimates and assumptions and are inherently subject to significant uncertainties and contingencies. It can be expected that one or more of the estimates on which the valuations, opinions, estimates, forecasts, ratings or risk assessments were based will not materialize or will vary significantly from actual results. Therefore, the inclusion of the valuations, opinions, estimates, forecasts, ratings or risk assessments described herein is not to be relied upon as a representation and/or warranty by Abbasi & Company (Private) Limited and/or its other associated and affiliated companies, that:

- I. Such valuations, opinions, estimates, forecasts, ratings or risk assessments or their underlying assumptions will be achieved, and
- II. There is any assurance that future results or events will be consistent with any such valuations, opinions, estimates, forecasts, ratings or risk assessments stated therein

## DEFINITION OF TERMS

<b>TP</b>	Target Price	<b>DDM</b>	Dividend Discount Model	<b>FCF</b>	Free Cash Flows
<b>FCFE</b>	Free Cash Flows to Equity	<b>FCFF</b>	Free Cash Flows to Firm	<b>DCF</b>	Discounted Cash Flows
<b>PE</b>	Price to Earnings Ratio	<b>PB</b>	Price to Book Ratio	<b>BVPS</b>	Book Value Per Share
<b>EPS</b>	Earnings Per Share	<b>DPS</b>	Dividend Per Share	<b>ROE</b>	Return of Equity
<b>ROA</b>	Return on Assets	<b>SOTP</b>	Sum of the Parts	<b>JPB</b>	Justified Price to Book

Ratings are updated to account for any development impacting the economy/sector/company, changes in analysts' assumptions or a combination of these factors.

## VALUATION METHODOLOGY

To arrive at our Target Price, Abbasi & Company (Private) Limited uses different valuation methods which include:

- I. Discounted Cash Flow Model
- II. Dividend Discount Model
- III. Relative Valuation Model
- IV. Sum of Parts Valuation

### PREPARED BY

Haroon Abdul Razzaq  
Phone: (+92) 42 38302028  
Ext: 116  
Email: haroon@abbasiandcompany.com

### RESEARCH DEPARTMENT

6 - Shadman, Lahore  
Phone: (+92) 42 38302028; Ext: 116, 117  
Email: research@abbasiandcompany.com  
web: www.abbasiandcompany.com

### HEAD OFFICE

6 - Shadman, Lahore  
Phone: (+92) 42 38302028  
Email: support@abbasiandcompany.com  
web: www.abbasiandcompany.com