

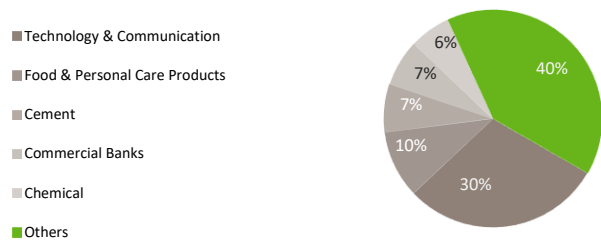
MARKET WRAP

KSE-100 Index		KSE-All Index		KSE-30 Index		KMI-30 Index		KMI-All Index	
129 mn	▲ 0.57%	261 mn	▲ 0.44%	52 mn	▲ 0.61%	64 mn	▲ 0.74%	124 mn	▲ 0.52%
65,525.64	373.82	43,433.02	192.24	21,579.00	130.97	110,044.8	811.20	30,950.18	161.60

Market Summary

The stock market on Monday remained positive throughout the day and concluded the session in the green zone as the KSE-100 index was supported by Oil & Gas Exploration Companies with 114.5, Commercial Banks with 98.36, Power Generation & Distribution with 93.25, Fertilizer with 62.12, and Oil & Gas Marketing Companies with 17.26 points. The Benchmark KSE-100 index made an intra-day high and low at 65,656.49 (504.67 points) and 65,301.73 (149.91 points) respectively while closed at 65,525.64 by gaining 373.82 points. PKR in today's interbank appreciated by Rs 0.0146 against USD and closed at Rs 278.1250. The value of shares traded during the day was Rs8.943 billion. Market capitalization stood at around Rs9.916 trillion. Overall, trading volumes for the day increased to 261.08 million shares compared with Friday's tally of 208.39million. PTC was the volume leader with 27.2 million shares, gaining Rs1.05 to close at Rs15.7. It was followed by HASCOLDEF with 21.4 million shares, gaining Rs0.54 to close at Rs8.08 and KEL with 20.9 million shares, gaining Rs0.19 to close at Rs4.57.

Overall Sector Turnover (%)



Source: PSX

Volume Leaders ('000)

PTC	27,178
HASCOLDEF	21,377
KEL	20,911
OGDC	16,003
PAKRI	15,028
CENERGY	14,384
SEARL	12,180
WTL	11,324
PIAA	8,393
CSIL	7,378

Gainers (PKR)

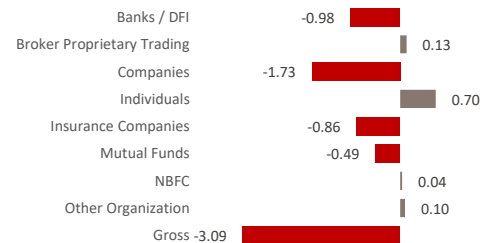
FECM	5.05	1.00
CSIL	3.03	0.52
LSEVL	5.98	0.87
SHNI	4.97	0.65
KOHP	6.05	0.75
HICL	7.44	0.76
SGPL	4.87	0.46
UCAPM	2.14	0.15
NBPXD	39.36	2.75
AGL	23.48	1.64

Losers (PKR)

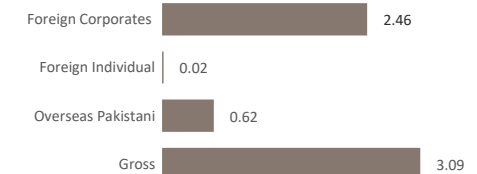
IMAGER2	-1.74	
EFGH	-0.99	11.00
META	-1.00	12.01
PIAA	-1.92	23.62
ASTM	-1.23	15.14
AGTL	-27.60	340.40
ALTN	-1.81	22.36
FRSM	-5.00	63.00
BELADEF	-3.64	47.71
PASLDEF	-0.06	0.80

Source: PSX

LIPI (USD'mn)



FIPI (USD'mn)



Source: NCCPL

PORTFOLIO INVESTMENTS (SECTOR WISE)

(USD' mn)

	Cement	Banks	Fertilizer	Food	E&P	OMC	Power	Tech	Textile	Others	Gross	
LIPI Portfolio	Banks / DFI	-0.00	-0.81	-0.61	0.01	-0.12	0.02	-0.48	0.09	0.03	0.90	-0.98
	Broker Proprietary Trading	-0.08	0.02	0.49	0.00	-0.06	0.07	0.06	-0.15	-0.02	-0.20	0.13
	Companies	-0.13	-0.09	0.11	-0.00	-0.17	-0.02	0.14	0.04	-0.01	-1.61	-1.73
	Individuals	-0.04	0.30	-0.11	-0.07	1.76	-0.11	-0.16	-0.01	-0.04	-0.78	0.73
	Insurance Companies	0.05	-0.01	0.44	0.00	-1.65	-0.00	0.27	0.02	-0.03	0.06	-0.86
	Mutual Funds	0.01	-0.11	-0.33	-0.00	-0.25	0.02	0.22	-0.05	0.03	-0.07	-0.52
	NBFC	-	0.01	0.01	-0.00	0.02	-0.00	-0.00	-0.00	-	0.00	0.04
	Other Organization	0.01	-0.03	0.01	0.00	0.05	-0.01	0.00	0.05	0.01	0.01	0.10
LIPI Total	-0.19	-0.72	0.01	-0.06	-0.41	-0.04	0.05	-0.02	-0.04	-1.68	-3.09	

(USD' mn)

	Cement	Banks	Fertilizer	Food	E&P	OMC	Power	Tech	Textile	Others	Gross	
FIPI Portfolio	Foreign Corporates	0.08	0.78	-0.00	-	0.06	0.00	-	-0.02	-0.02	1.58	2.46
	Foreign Individual	-	-0.10	-	0.03	-0.00	-	-	0.04	-	0.06	0.02
	Overseas Pakistani	0.10	0.05	-0.01	0.03	0.35	0.03	-0.05	0.01	0.06	0.04	0.62
Total	0.19	0.72	-0.01	0.06	0.41	0.04	-0.05	0.02	0.04	1.68	3.09	

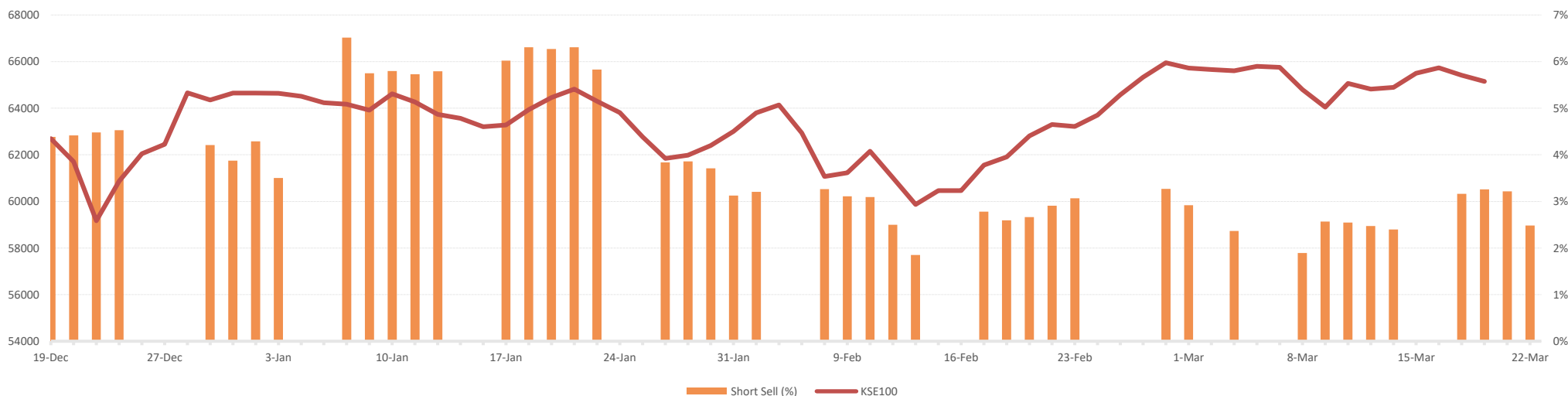
Source: NCCPL

INSIDER TRANSACTIONS

Sr. No.	Transaction Date	Symbol	Insider Name	Designation	Buy	Sell	Avg. Rate	Net Shares	Net Value
1	22/Mar/24	BIFO	AYESHA HUMAYUN KHAN	Non-Executive Director	-	-	0.00	-	-
2	22/Mar/24	SNBL	Aziza A. Feerasta	Spouse	1,845,000	-	9.56	1,845,000	17,638,200
3	22/Mar/24	NATF	Mr. Zahid Majeed	Non-Executive Director	4,470	-	154.00	4,470	688,380
4	20/Mar/24	LSEVL	Amir Zia	Senior Management	-	65,000	5.21	-65,000	-338,650

FUTURES OPEN INTEREST

KSE-100 VS % Short Sell Of Total Open Interest



Friday, March 22, 2024

Top 10 Short Sold Scrips	Short Sell Volume ('000)	% Of Open Interest	% Of Free Float	Last Day Short Sell Vol. ('000)	Change (%)
PABC-MAR	262	98.68%	0.29%	246	6.5% ▲
ATRL-MARB	664	40.31%	1.56%	709	6.4% ▼
TOMCL-MAR	1,225	23.88%	1.65%	1,532	20.0% ▼
PIAA-MAR	3,983	14.38%	2.11%	5,664	29.7% ▼
SAZEW-MAR	220	20.04%	1.04%	180	22.7% ▲
HUBC-MARB	134	9.75%	0.01%	147	8.9% ▼
NETSOL-MAR	259	7.91%	0.96%	380	31.8% ▼
PIOC-MARB	103	9.02%	0.10%	105	1.9% ▼
NRL-MAR	179	9.30%	0.68%	158	13.6% ▲
SNGP-MAR	144	5.98%	0.05%	165	12.8% ▼

DISCLAIMER

This report has been prepared by Abbasi & Company (Private) Limited and is provided for information purposes only. Under no circumstances, this is to be used or considered as an offer to sell or solicitation of any offer to buy. While reasonable care has been taken to ensure that the information contained therein is not untrue or misleading at the time of publication, we make no representation as to its accuracy or completeness and it should not be relied upon as such. From time to time, Abbasi & Company (Private) Limited and or any of its officers or directors may, as permitted by applicable laws, have a position, or otherwise be interested in any transaction, in any securities directly or indirectly subject of this report. This report is provided only for the information of professional advisers who are expected to make their own investment decisions without undue reliance on this report. Investments in capital markets are subject to market risk and Abbasi & Company (Private) Limited accepts no responsibility whatsoever for any direct or indirect consequential loss arising from any use of this report or its contents. In particular, the report takes no account of the investment objectives, financial situation, and needs of investors, who should seek further professional advice or rely upon their own judgment and acumen before making any investment. The views expressed in this report are those of Abbasi & Company (Private) Limited Research Department and do not necessarily reflect those of the company or its directors. Abbasi & Company (Private) Limited as a firm may have business relationships, including investment-banking relationships, with the companies referred to in this report. Abbasi & Company (Private) Limited does not act as a market maker in the securities of the subject company. Abbasi & Company (Private) Limited or any officers, directors, associates or close relatives do not have a financial interest in the securities of the subject company to an amount exceeding 1% of the value of the securities of the subject company at the time of issuance of this report. Abbasi & Company (Private) Limited or any officers, directors, associates or close relatives are not currently serving or have served in the past three years as a director or officer of the subject company. Abbasi & Company (Private) Limited or any officers, directors, associates or close relatives have not received compensation from the subject company in the previous 12 months. The subject company currently is not, or during the 12-month period preceding the date of publication or distribution of this report, was not, a client of Abbasi & Company (Private) Limited. We have not managed or co-managed a public offering or any take-over, buyback or delisting offer of securities for the subject company in the past 12 months and/or received compensation for corporate advisory services, brokerage services or underwriting services from the subject company in the past 12 months. Abbasi & Company (Private) Limited does not expect to receive or intend to seek compensation for corporate advisory services or underwriting services from the subject company in the next 3 months All rights reserved by Abbasi & Company (Private) Limited. This report or any portion hereof may not be reproduced, distributed or published by any person for any purpose whatsoever.

VALIDITY OF THE PUBLICATION OR REPORT

The information may be subject to change without notice, its accuracy is not guaranteed, it may be incomplete or condensed and it may not contain all material information concerning the company, jurisdiction or financial instruments referred to in this report. The valuations, opinions, estimates, forecasts, ratings or risk assessments herein constitutes a judgment as of the date of this report and were based upon several estimates and assumptions and are inherently subject to significant uncertainties and contingencies. It can be expected that one or more of the estimates on which the valuations, opinions, estimates, forecasts, ratings or risk assessments were based will not materialize or will vary significantly from actual results. Therefore, the inclusion of the valuations, opinions, estimates, forecasts, ratings or risk assessments described herein is not to be relied upon as a representation and/or warranty by Abbasi & Company (Private) Limited and/or its other associated and affiliated companies, that:

- I. Such valuations, opinions, estimates, forecasts, ratings or risk assessments or their underlying assumptions will be achieved, and
- II. There is any assurance that future results or events will be consistent with any such valuations, opinions, estimates, forecasts, ratings or risk assessments stated therein

DEFINITION OF TERMS

TP	Target Price	DDM	Dividend Discount Model	FCF	Free Cash Flows
FCFE	Free Cash Flows to Equity	FCFF	Free Cash Flows to Firm	DCF	Discounted Cash Flows
PE	Price to Earnings Ratio	PB	Price to Book Ratio	BVPS	Book Value Per Share
EPS	Earnings Per Share	DPS	Dividend Per Share	ROE	Return of Equity
ROA	Return on Assets	SOTP	Sum of the Parts	JPB	Justified Price to Book

Ratings are updated to account for any development impacting the economy/sector/company, changes in analysts' assumptions or a combination of these factors.

VALUATION METHODOLOGY

To arrive at our Target Price, Abbasi & Company (Private) Limited uses different valuation methods which include:

- I. Discounted Cash Flow Model
- II. Dividend Discount Model
- III. Relative Valuation Model
- IV. Sum of Parts Valuation

PREPARED BY

Muhammad Rashid Nawaz
Phone: (+92) 42 38302028
Ext: 116
Email: haroon@abbasiandcompany.com

RESEARCH DEPARTMENT

6 - Shadman, Lahore
Phone: (+92) 42 38302028; Ext: 116, 117
Email: research@abbasiandcompany.com
web: www.abbasiandcompany.com

HEAD OFFICE

6 - Shadman, Lahore
Phone: (+92) 42 38302028
Email: support@abbasiandcompany.com
web: www.abbasiandcompany.com